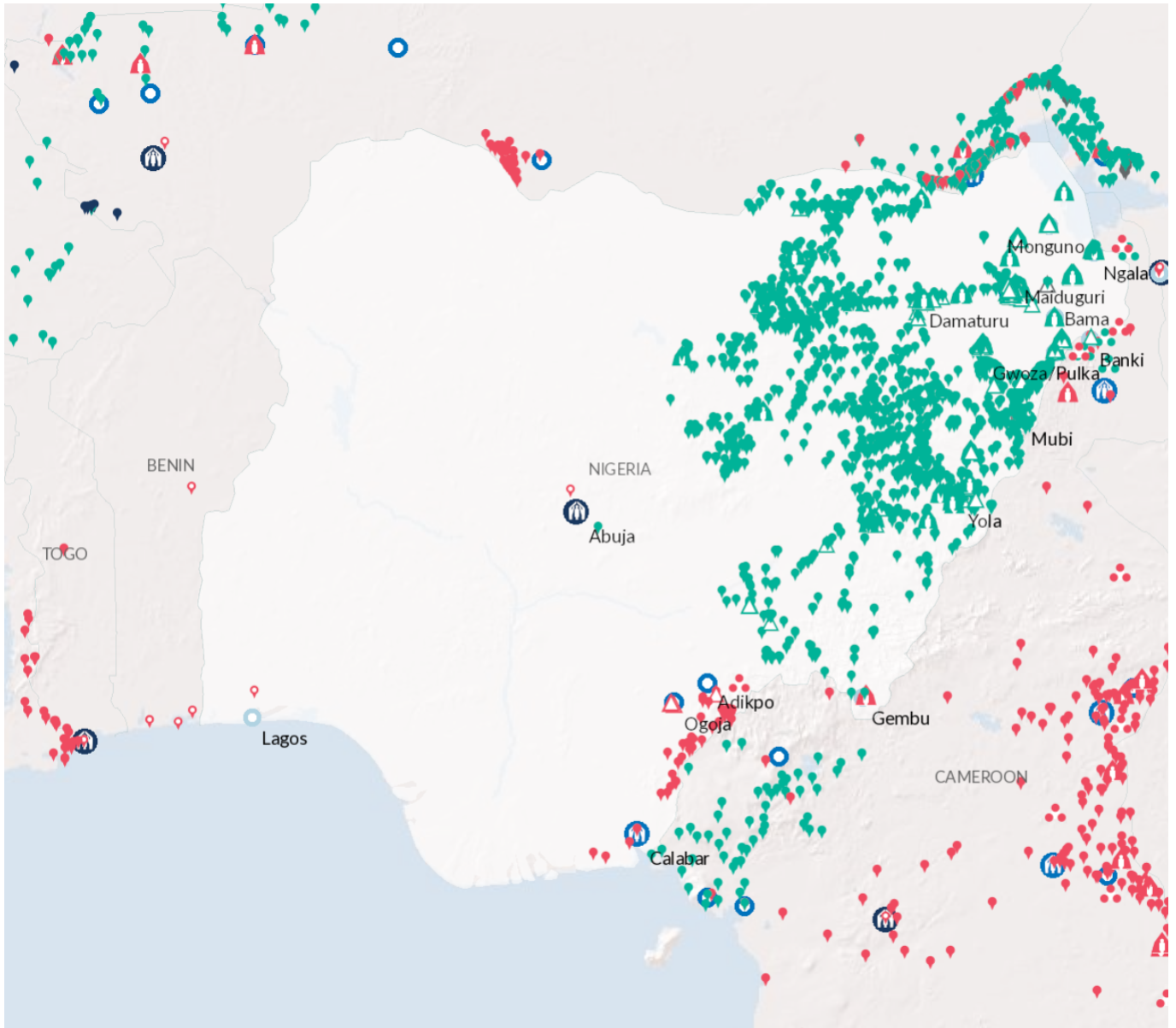


## Operation: Nigeria



*The boundaries and names shown and the designations used on this map do not imply official endorsement or acceptance by the United Nations.*

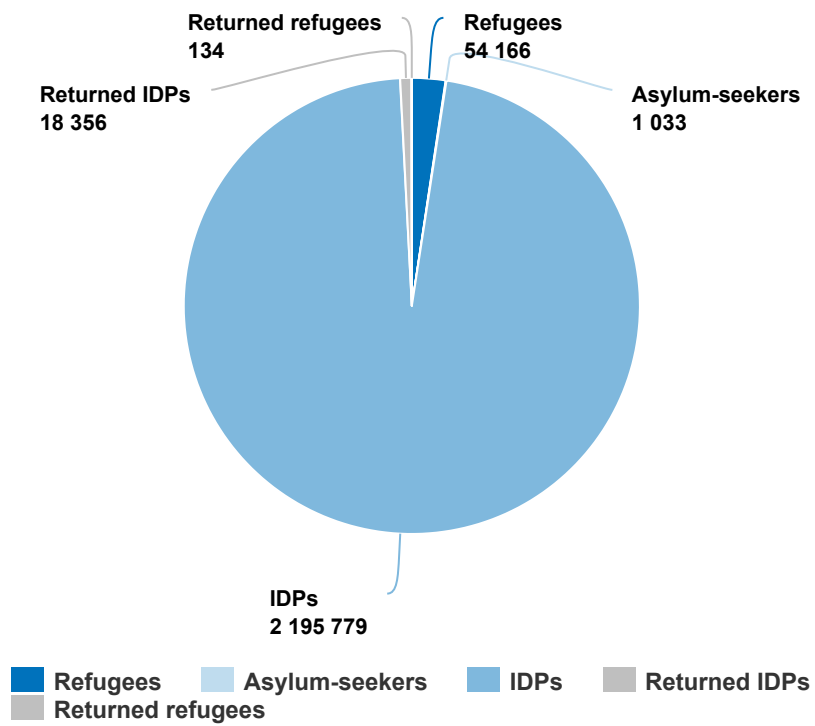
# People of Concern

DECREASE IN  
**5%** 2019

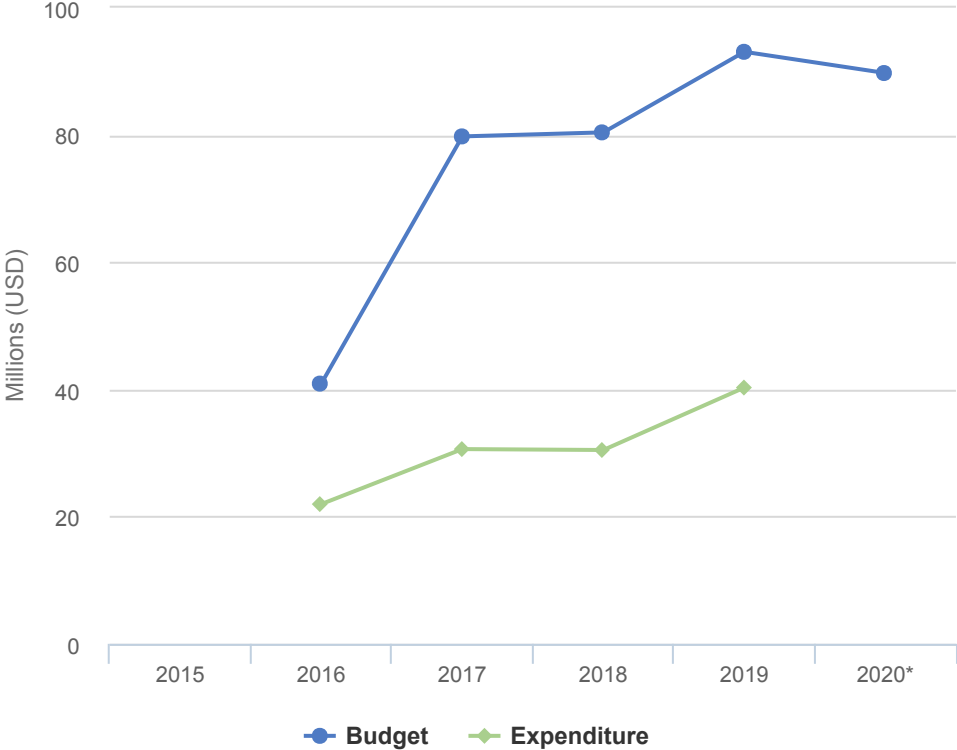
---

<b>2019</b>	2,269,468
<b>2018</b>	2,379,761
<b>2017</b>	2,379,195

---



# Budgets and Expenditure for Nigeria



## Operational context

Nigeria was party to all the international legal instruments. The country had domesticated the 1951 Refugee Convention but was yet to domesticate the Kampala Convention. Humanitarian access was unhindered in principle, but limited in practice by the security situation in the north-east.

The security situation in the north-east was fluid due to the ongoing armed conflict between government forces and non-State armed groups (NSAG). There was a farmers-herders conflict in the middle belt and communal clashes, kidnapping, and cattle rustling in the north-west. Crime was a common threat in the rest of the country.

The Government of Nigeria announced pledges at the Global Refugee Forum in December 2019, supporting a “whole of society approach” in the management of refugees and IDPs.

## Population trends

As of December 2019, there were some 2.2 million IDPs. In north-west Nigeria, inter-communal clashes resulted in the displacement of over 210,300 people across Katsina, Sokoto and Zamfara States, and forced more than 35,000 refugees to flee into Niger. In north-east Nigeria, due to deteriorating security conditions new waves of displacement increased the overall number of IDPs to 2 million. In the middle belt, some 277,400 people were internally displaced in Benue, Nasarawa and Plateau States, 57% of whom were estimated to be below 18 years old.

Nigeria hosted over 51,700 Cameroonian refugees (of which over 14,800 arrived in 2019, an increase of 35% compared to 2018). At the end of 2019, there were more than 2,400 urban refugees and 1,000 asylum-seekers in Lagos, Ogun, Oyo, Kano and Abuja.

## Achievements

- Some 2,500 protection monitoring missions were conducted in the north-east of the country, providing information to protection actors.
- UNHCR organized and facilitated the second regional protection dialogue, during which the Governments of Cameroon, Chad, Niger and Nigeria all reaffirmed their commitment to the Abuja Action Statement on the protection of civilians in the Lake Chad Basin.
- Nearly 900 border monitoring missions were conducted, ensuring that there were no cases of refoulement and freedom of movement was guaranteed. An absence of identity cards was identified through these missions.

## Unmet needs

- The operation’s budget was funded at 43% by the end of 2019. Of the \$4.6 million requested for the IDP response in Nigeria, 0% was received.
- Many refugees were living outside the settlements and development of new settlements stopped.
- More than 90% of IDPs had no documentation.
- More than half of IDP households did not have adequate shelter.



# 2019 Expenditure for Nigeria | USD

The following table presents the final budget and funds available by pillar and the final expenditure at the objective-level, as reported at year-end.

	Pillar 1 Refugee programme	Pillar 3 Reintegration projects	Pillar 4 IDP projects	Total
<b>Final Budget</b>	<b>34,607,605</b>	<b>27,086,020</b>	<b>31,371,611</b>	<b>93,065,236</b>
Income from contributions*	16,284,079	0	957,877	17,241,956
Other funds available / transfers	3,743,776	4,576,414	14,722,276	23,042,466
<b>Total funds available</b>	<b>20,027,855</b>	<b>4,576,414</b>	<b>15,680,153</b>	<b>40,284,422</b>

<b>Expenditure by Objective</b>				
<b>Favourable Protection Environment</b>				
Law and policy	1,310,767	0	349,369	1,660,136
Legal remedies and legal assistance	0	34,734	564,845	599,578
Access to territory	476,570	0	0	476,570
<b>Subtotal</b>	<b>1,787,337</b>	<b>34,734</b>	<b>914,214</b>	<b>2,736,285</b>
<b>Fair Protection Processes and Documentation</b>				
Registration and profiling	462,351	263,401	1,015,452	1,741,204
Status determination	217,451	0	945	218,395
Individual documentation	55,755	103,544	445,194	604,492
Civil status documentation	55,755	0	0	55,755
<b>Subtotal</b>	<b>791,311</b>	<b>366,945</b>	<b>1,461,591</b>	<b>2,619,847</b>
<b>Security from Violence and Exploitation</b>				
Protection from effects of armed conflict	212	1,527,368	1,274,139	2,801,719
SGBV prevention and response	474,658	509,425	1,873,948	2,858,032
Non-arbitrary detention	273,940	28	0	273,968
Child protection	298,204	31,569	295,414	625,187
<b>Subtotal</b>	<b>1,047,015</b>	<b>2,068,390</b>	<b>3,443,502</b>	<b>6,558,906</b>
<b>Basic Needs and Essential Services</b>				
Health	1,252,782	0	0	1,252,782
Reproductive health and HIV/ Aids response	134,942	0	0	134,942
Nutrition	271,796	0	0	271,796
Food security	5,042,334	0	0	5,042,334
Water	822,286	0	0	822,286
Sanitation and hygiene	556,106	0	0	556,106
Shelter and infrastructure	2,301,181	199,734	2,356,666	4,857,581

	Pillar 1 Refugee programme	Pillar 3 Reintegration projects	Pillar 4 IDP projects	Total
Basic and domestic and hygiene Items	60,685	12,545	2,197,643	2,270,873
Education	589,163	0	0	589,163
<b>Subtotal</b>	<b>11,031,275</b>	<b>212,279</b>	<b>4,554,309</b>	<b>15,797,863</b>
<b>Community Empowerment and Self Reliance</b>				
Community mobilization	63,075	0	359,985	423,060
Self-reliance and livelihoods	1,442,515	902,296	538,696	2,883,508
<b>Subtotal</b>	<b>1,505,590</b>	<b>902,296</b>	<b>898,681</b>	<b>3,306,568</b>
<b>Durable Solutions</b>				
Voluntary return	0	155,160	166	155,326
Reintegration	0	142,627	0	142,627
<b>Subtotal</b>	<b>0</b>	<b>297,787</b>	<b>166</b>	<b>297,953</b>
<b>Leadership, Coordination and Partnerships</b>				
Coordination and partnerships	1,196,692	368	798,896	1,995,956
Camp management and coordination	564,297	0	1,722,395	2,286,692
Donor relations	0	0	738,515	738,515
<b>Subtotal</b>	<b>1,760,989</b>	<b>368</b>	<b>3,259,806</b>	<b>5,021,163</b>
<b>Logistics and Operations Support</b>				
Supply chain and logistics	171,715	169,023	0	340,738
Operations management, coordination and support	1,932,623	524,592	1,147,885	3,605,100
<b>Subtotal</b>	<b>2,104,339</b>	<b>693,615</b>	<b>1,147,885</b>	<b>3,945,838</b>
<b>2019 Expenditure Total</b>	<b>20,027,855</b>	<b>4,576,414</b>	<b>15,680,153</b>	<b>40,284,422</b>

*\*Income from contributions includes indirect support costs that are recovered from contributions to Pillars 3 and 4, supplementary budgets and the “New or additional activities – mandate-related” (NAM) Reserve. Contributions towards all pillars are included under Pillar 1.*