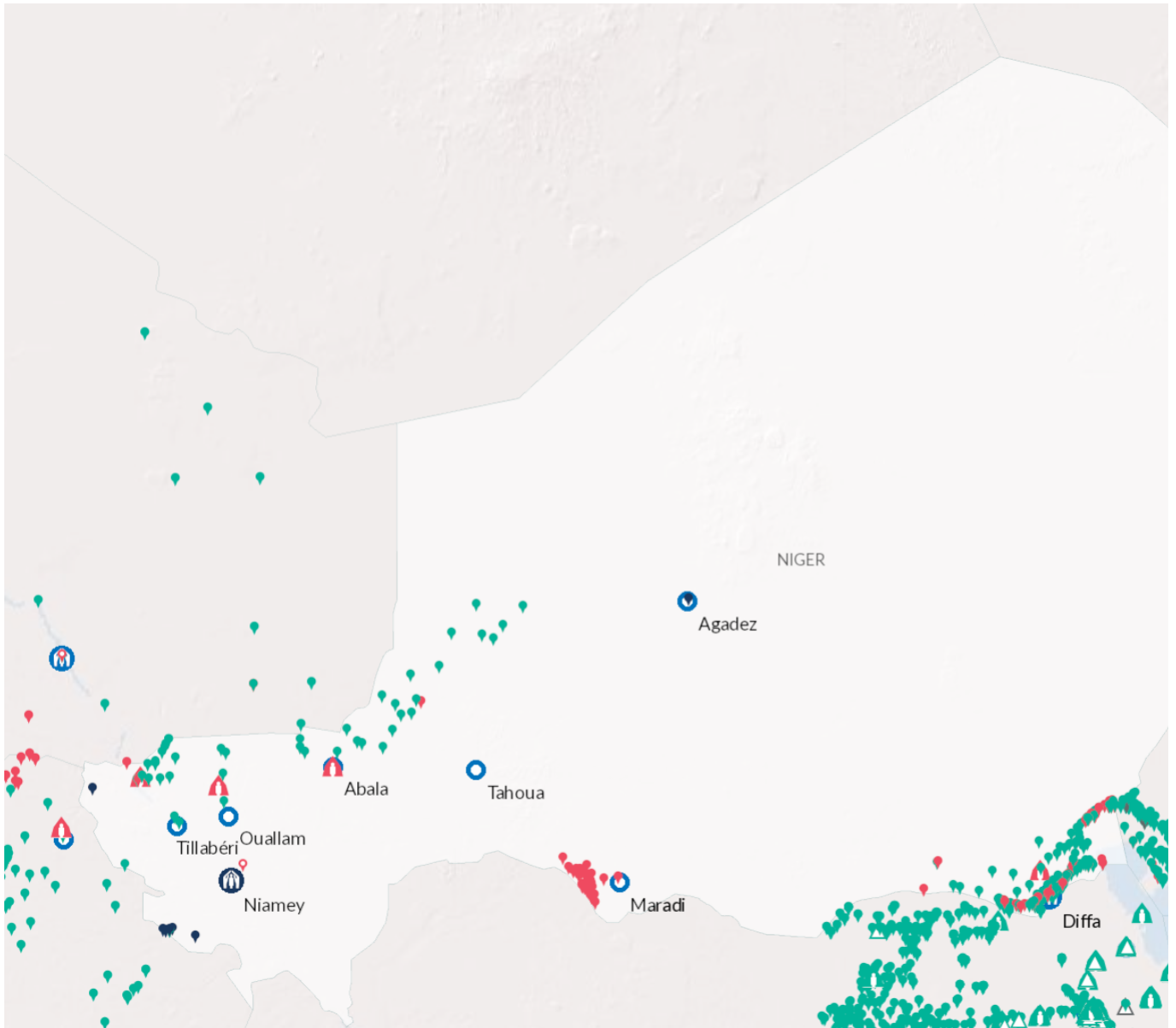




Operation: Niger

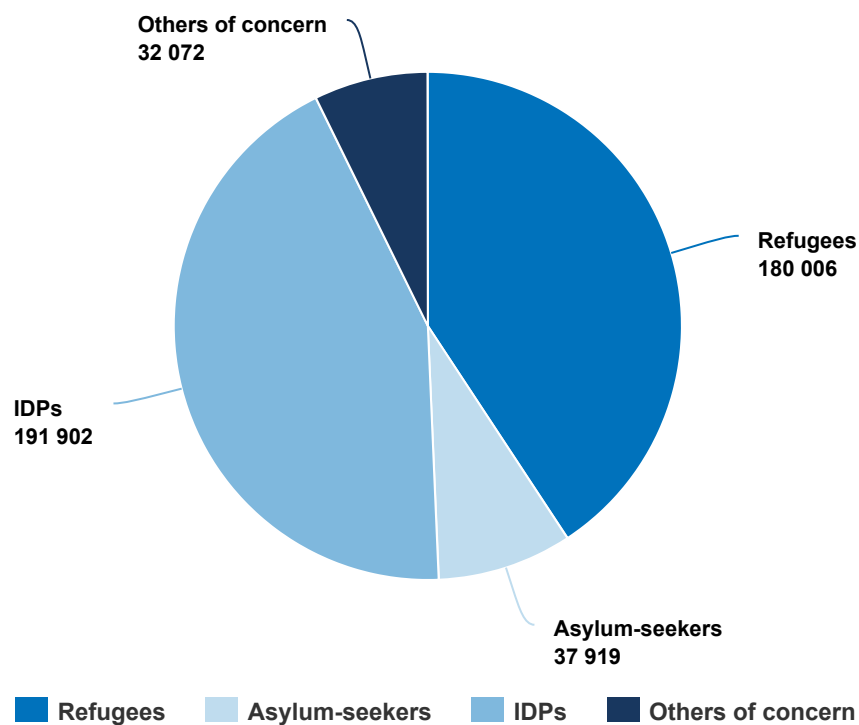


The boundaries and names shown and the designations used on this map do not imply official endorsement or acceptance by the United Nations.

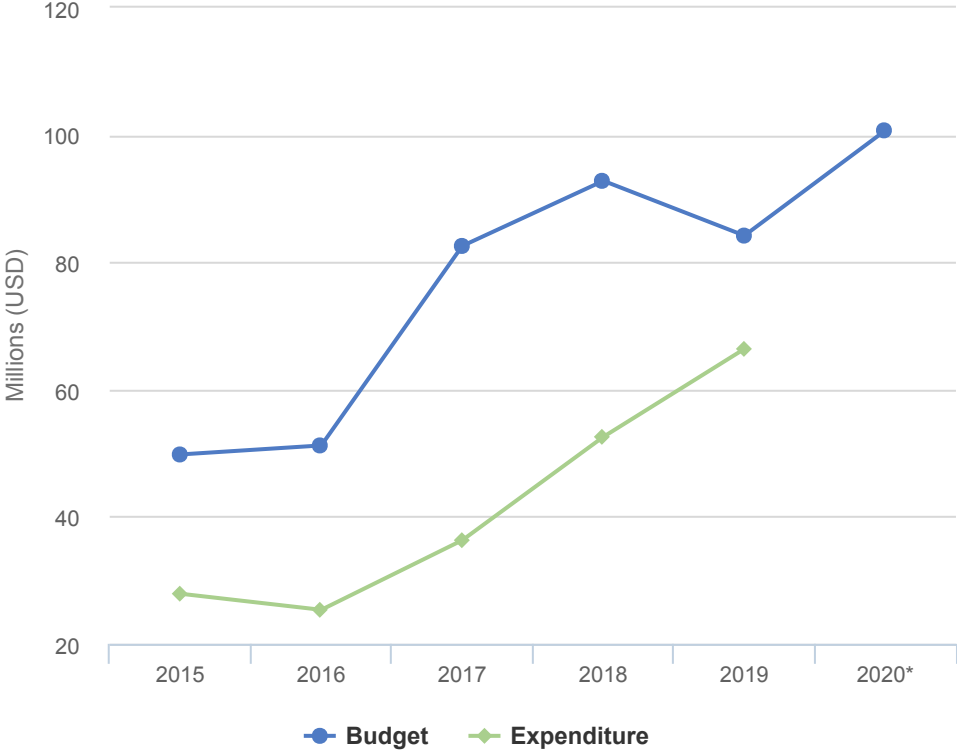
People of Concern

14% INCREASE IN 2019

2019	441,899
2018	386,978
2017	315,723



Budgets and Expenditure for Niger



Operational context

Niger continued to offer stability and an open asylum space for asylum-seekers and refugees fleeing the various conflict zones in the region - particularly in Libya, Mali and Nigeria. During 2019 it also continued to host migrants and asylum-seekers en route to Europe. The operation responded to the needs of the various categories of displaced populations, including IDPs, IDP returnees, refugees and refugee returnees, while prioritizing urbanization and empowerment activities for all people of concern.

The security situation, including targeted attacks, theft and killings, in the Diffa region continued to incite people to flee in search of safety in other parts of the country. Despite various military operations seeking to stabilize the region, return to areas of origin was not possible due to the security conditions and destroyed infrastructure.

Efforts to stabilize the situation in parts of northern Nigeria resulted in sporadic returns, while in Niger, the protection response for Nigerian refugees remained a priority through identification, prevention activities and referrals. A sudden rise in violence in north-west Nigeria resulted in displacement of thousands of Nigerians to the Maradi region, where UNHCR opened a new office.

Despite international efforts to find solutions since the outbreak of conflict in 2012, intercommunal conflict in Mali continued to force its citizens to flee to Niger in search of asylum. UNHCR continued to promote inclusion and self-sufficiency.

The gradual deterioration of the security situation in the Tillabery and Tahoua regions caused a gradual increase of internal displacement. For the first time, citizens from Burkina Faso also crossed the border looking for safety.

The number of refugees and asylum-seekers of other nationalities gradually increased. UNHCR continued to build the capacity of government counterparts in relation to refugee status determination (RSD).

Registration of civil status remained a major challenge among displaced populations from rural areas with a high illiteracy rate. In September 2019, the Government adopted a national plan of action to combat statelessness.

Population trends

As of 31 December 2019, there were some 441,900 people of concern in Niger, comprising: 191,900 IDPs; 180,000 refugees and 38,000 asylum-seekers (66% of whom were Nigerian and 32% Malian); and 2,200 people of concern from Burkina Faso.

Included also as people of UNHCR's concern were some 600 people evacuated from Libya through the Emergency Transit Mechanism (ETM) awaiting solutions, and some 30,000 returnees. In 2019, over 1,700 people were resettled to third countries from Niger.

Achievements

- In line with the out-of-camp strategy, the refugee camps of Mangaize and Tabareybarey were closed and their residents relocated to Ouallam and to urbanized areas of Ayorou, respectively.
- UNHCR and partners constructed over 1,000 durable houses to benefit Nigerian refugees and vulnerable host households in Diffa, Nguigmi and Kablewa.
- Despite restrictions on the movements of humanitarian workers in the Tahoua and Tillabery regions, a framework document to strengthen and improve partnership between humanitarian actors, including UNHCR and its partners, and local administrative authorities was developed.
- UNHCR conducted awareness campaigns on the importance of birth registration, identifying children without documentation and supporting the issuance of birth certificates to newborns.

- The humanitarian centre in Agadez was supplied with a fully functioning health centre; community hangars for recreation; community kitchens; and latrines, shower blocks and working space for partners. Refugee status determination (RSD) was conducted by UNHCR, with the most vulnerable people of concern submitted for resettlement consideration.

Unmet needs

Lack of resources, financial and otherwise, led to the following unmet needs:

- The planned relocations of some 102,000 refugees in the Diffa region to Sayam Forage camp, as well more than 4,500 Malian refugees in Tahoua from the border to Intikane were not possible due to funding shortages.
- Logistical preparations, shelter construction, non-food items and other basic needs, as well as livelihood support were constrained.
- Considerable maintenance was needed at the ETM transit centre of Hamdallaye in order to ensure appropriate services were provided.
- An estimated 39,000 IDPs remained unregistered in the Diffa region.
- Permanent security services, which were essential for monitoring and assisting displaced people, were not possible. Consequently, protection monitoring conducted by UNHCR and its partners did not cover all the areas affected by insecurity due to security concerns.
- UNHCR was unable to conduct activities to strengthen community protection mechanisms in the Niger-Burkina Faso border strip due to limited financial and human resources.
- Shelters provided did not adequately protect against risks of sexual and gender-based violence (SGBV); moreover shelter plans were unable to accommodate some 20% of IDP households living in extremely vulnerable conditions.
- UNHCR was unable to respond to the sharp increase in school enrolment by expanding the capacity of existing schools, particularly in Intekan and Tillaberi.
- UNHCR was unable to respond to the need for livelihood programmes for refugees.
- There was an absence of dedicated child protection staff in the Diffa region.

2019 Expenditure for Niger | USD

The following table presents the final budget and funds available by pillar and the final expenditure at the objective-level, as reported at year-end.

	Pillar 1 Refugee programme	Pillar 2 Stateless programme	Pillar 4 IDP projects	Total
Final Budget	68,952,051	916,541	14,306,824	84,175,416
Income from contributions*	56,471,534	0	3,047,597	59,519,132
Other funds available / transfers	4,973,502	547,826	5,407,675	10,929,003
Total funds available	61,445,036	547,826	8,455,272	70,448,134

Expenditure by Objective				
Favourable Protection Environment				
Law and policy	0	37,725	0	37,725
Administrative Institutions and Practice	523	0	104	627
Legal remedies and legal assistance	527,251	0	0	527,251
Access to territory	316,249	0	0	316,249
Public attitudes towards persons of concern	73,465	0	293,654	367,119
Subtotal	917,488	37,725	293,758	1,248,972
Fair Protection Processes and Documentation				
Reception conditions	11,627,301	0	0	11,627,301
Identification of statelessness	169,362	229,568	0	398,929
Registration and profiling	1,119,067	0	125,889	1,244,956
Status determination	1,103,910	0	0	1,103,910
Individual documentation	402,884	0	0	402,884
Civil status documentation	749,173	149,766	0	898,939
Family re-unification	211,708	0	0	211,708
Subtotal	15,383,406	379,334	125,889	15,888,629
Security from Violence and Exploitation				
Protection from effects of armed conflict	37,119	0	961,201	998,320
SGBV prevention and response	1,736,016	0	619,298	2,355,314
Non-arbitrary detention	73,465	0	0	73,465
Child protection	1,265,964	0	121,885	1,387,849
Subtotal	3,112,564	0	1,702,384	4,814,948
Basic Needs and Essential Services				
Health	2,754,239	0	0	2,754,239

	Pillar 1 Refugee programme	Pillar 2 Stateless programme	Pillar 4 IDP projects	Total
Reproductive health and HIV/ Aids response	214,586	0	0	214,586
Nutrition	682,321	0	0	682,321
Water	1,066,593	0	0	1,066,593
Sanitation and hygiene	598,183	0	0	598,183
Shelter and infrastructure	11,819,700	0	2,700,942	14,520,643
Energy	689,323	0	0	689,323
Basic and domestic and hygiene Items	1,652,721	0	285,322	1,938,043
Services for persons with specific needs	707,299	0	0	707,299
Education	1,763,669	0	179,304	1,942,974
Subtotal	21,948,633	0	3,165,568	25,114,201
Community Empowerment and Self Reliance				
Community mobilization	2,157,622	0	95,567	2,253,189
Co-existence with local communities	265,502	0	740,041	1,005,543
Natural resources and shared environment	450,732	0	0	450,732
Self-reliance and livelihoods	2,040,702	0	0	2,040,702
Subtotal	4,914,558	0	835,608	5,750,166
Durable Solutions				
Voluntary return	556,101	0	0	556,101
Reintegration	104	0	0	104
Integration	71,152	0	0	71,152
Resettlement	1,675,850	0	0	1,675,850
Subtotal	2,303,207	0	0	2,303,207
Leadership, Coordination and Partnerships				
Coordination and partnerships	413,766	0	99,406	513,172
Camp management and coordination	1,073,732	0	437,120	1,510,851
Donor relations	175,563	0	0	175,563
Subtotal	1,663,060	0	536,526	2,199,586
Logistics and Operations Support				
Supply chain and logistics	3,279,382	37,818	941,550	4,258,750
Operations management, coordination and support	3,938,235	92,949	754,313	4,785,498
Subtotal	7,217,618	130,767	1,695,863	9,044,248
2019 Expenditure Total	57,460,534	547,826	8,355,597	66,363,957

**Income from contributions includes indirect support costs that are recovered from contributions to Pillars 3 and 4, supplementary budgets and the "New or additional activities – mandate-related" (NAM) Reserve. Contributions towards all*

pillars are included under Pillar 1.
