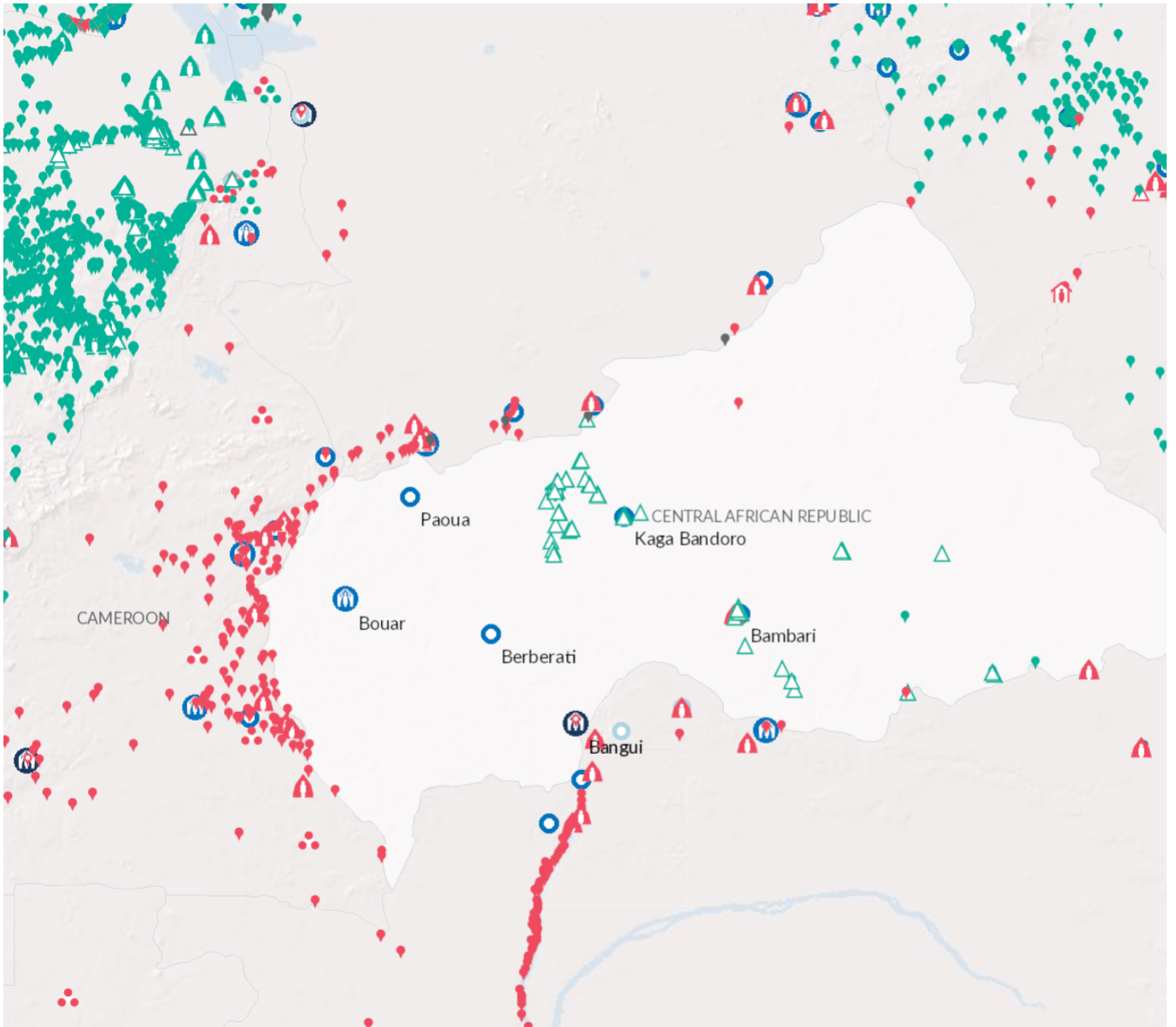




Operation: Central African Republic

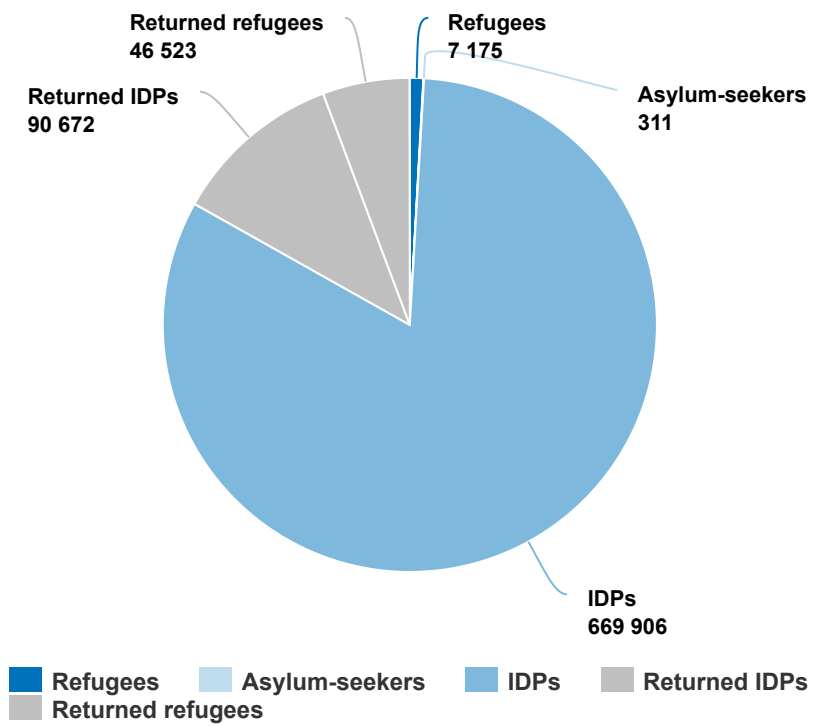


The boundaries and names shown and the designations used on this map do not imply official endorsement or acceptance by the United Nations.

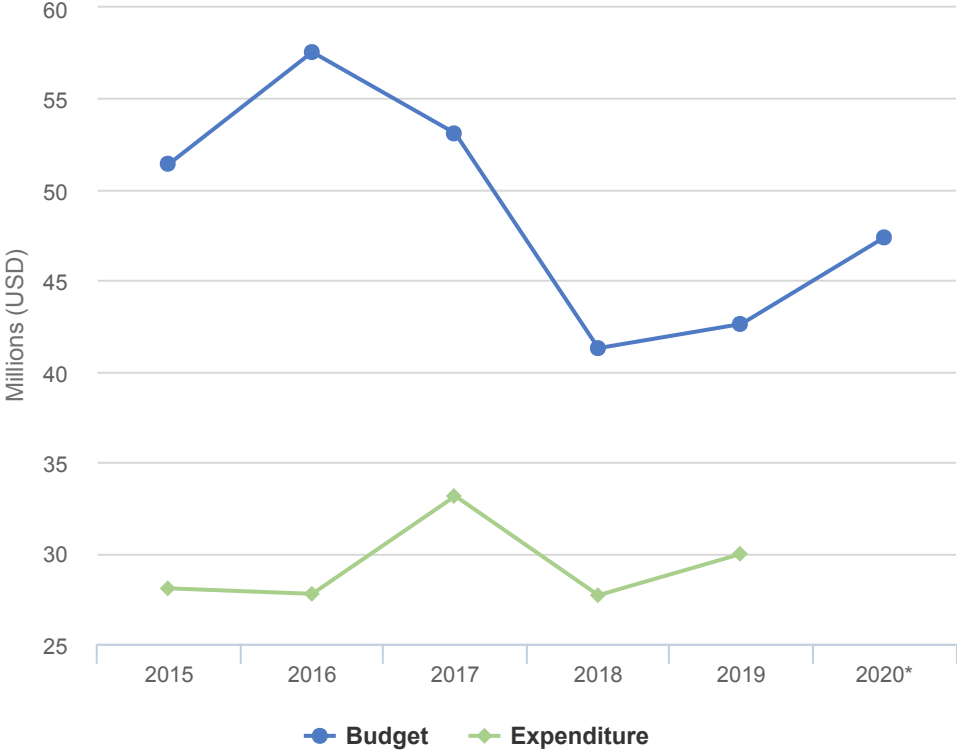
People of Concern

DECREASE IN
18% 2019

2019	814,587
2018	989,454
2017	866,948



Budgets and Expenditure for Central African Republic



Operational context

The signing of the Political Agreement for Peace and Reconciliation (PAPR) on 6 February 2019, in Bangui, marked an important moment for the Central African Republic (CAR). The agreement, signed by the Government and 14 armed groups under the auspices of the African Union, was supported by the international community, including the United Nations. The strengthening of State authority continued within the country through the deployment of local administrative authorities. These efforts contributed to an improvement in the security situation in some parts of the country.

To support these efforts, the international community and the Government established a working group on durable solutions, with an objective of jointly implementing legal and socio-economic recovery as well as long-term development reintegration activities for IDPs and refugee returnees in conjunction with host communities.

Despite these efforts, insecurity persisted in some regions, causing new internal displacement in certain locations. Moreover, the flooding that occurred throughout the year rendered the population more vulnerable in these affected regions.

Population trends

At the end of 2019, some 669,900 people were registered as internally displaced. An increase of IDP returnees was noted in some prefectures such as Ouham-pende, Ouaka and Basse-Kotto despite the outbreak of the inter-community conflict in Birao in the Vakaga prefecture in September that caused new displacement. The number of refugees and asylum-seekers in the CAR also increased slightly in 2019 (by 6%) to almost 7,500 refugees and asylum-seekers at the end of 2019.

At the same time, some 46,500 refugees returned to the CAR, among which were over 12,400 facilitated returns. Thus, overall the population of concern reduced by some 13% to 814,500 by the end of 2019.

Achievements

- Three tripartite agreements were concluded for the voluntary return of refugees from Cameroon, the Congo, and the Democratic Republic of Congo. Together with the PAPR, these agreements allowed for the gradual return of refugees
- UNHCR continued its emergency assistance for IDPs through the distribution of emergency shelter and non-food item kits in Bangui, Bambari and Bria. In addition, UNHCR ensured the coordination of the response and managed of over 50 IDP sites out of a total of 89.
- Nearly 5,700 protection incidents were recorded, including more than 2,400 incidents of sexual and gender-based violence (of which 30% of survivors were assisted through psychosocial assistance, the distribution of dignity kits, the provision of income-generating activities and/or referrals).
- More than 7,000 refugees and asylum-seekers (including 1,800 South Sudanese refugees) benefitted from protection assistance.
- 22 educational facilities (classrooms, offices and latrines) were constructed, or improved and equipped.

Unmet needs

With the operation only funded at 47% in 2019, UNHCR experienced considerable challenges in meeting identified needs. For example:

- 90% of refugee returnees were not covered by shelter assistance.
- 80% of returnees were unable to recover their properties (house, land and other assets).
- 70% of sexual and gender-based violence survivors identified among IDP communities were not assisted, while in the CAR the assistance mechanisms for such incidents were nonexistent and health structures were poor.
- 15% of needs for non-food items could not be met.

2019 Expenditure for Central African Republic | USD

The following table presents the final budget and funds available by pillar and the final expenditure at the objective-level, as reported at year-end.

	Pillar 1 Refugee programme	Pillar 2 Stateless programme	Pillar 3 Reintegration projects	Pillar 4 IDP projects	Total
Final Budget	9,790,969	20,000	14,102,915	18,686,116	42,600,001
Income from contributions*	16,570,404	1,400	2,278,089	2,467,227	21,317,120
Other funds available / transfers	-9,233,843	5,520	7,025,588	11,011,421	8,808,686
Total funds available	7,336,561	6,920	9,303,677	13,478,648	30,125,806
Expenditure by Objective					
Favourable Protection Environment					
International and regional instruments	0	2,950	0	0	2,950
Access to territory	0	0	0	7,524	7,524
Subtotal	0	2,950	0	7,524	10,474
Fair Protection Processes and Documentation					
Identification of statelessness	0	590	0	0	590
Status determination	507,496	0	0	0	507,496
Individual documentation	8,020	0	0	0	8,020
Civil status documentation	120,968	3,380	0	0	124,348
Subtotal	636,483	3,970	0	0	640,453
Security from Violence and Exploitation					
Protection from effects of armed conflict	0	0	635,524	2,586,903	3,222,427
SGBV prevention and response	112,219	0	514,876	1,180,369	1,807,464
Child protection	60,484	0	0	0	60,484
Subtotal	172,702	0	1,150,400	3,767,272	5,090,375
Basic Needs and Essential Services					
Health	231,452	0	466,203	0	697,655
Reproductive health and HIV/ Aids response	111,093	0	0	0	111,093
Food security	234,952	0	0	0	234,952

	Pillar 1 Refugee programme	Pillar 2 Stateless programme	Pillar 3 Reintegration projects	Pillar 4 IDP projects	Total
Shelter and infrastructure	0	0	1,217,642	739,298	1,956,940
Basic and domestic and hygiene Items	0	0	0	1,889,600	1,889,600
Services for persons with specific needs	137,058	0	0	449,417	586,475
Education	559,535	0	1,155,250	0	1,714,785
Subtotal	1,274,090	0	2,839,095	3,078,316	7,191,501
Community Empowerment and Self Reliance					
Community mobilization	127,766	0	604	904,110	1,032,480
Co-existence with local communities	0	0	902,375	0	902,375
Self-reliance and livelihoods	271,060	0	0	0	271,060
Subtotal	398,827	0	902,979	904,110	2,205,916
Durable Solutions					
Voluntary return	3,756,772	0	713,512	102	4,470,386
Reintegration	0	0	1,641,709	0	1,641,709
Integration	327,957	0	0	0	327,957
Subtotal	4,084,730	0	2,355,221	102	6,440,052
Leadership, Coordination and Partnerships					
Coordination and partnerships	0	0	243,695	1,041,900	1,285,595
Donor relations	0	0	0	1,482,298	1,482,298
Subtotal	0	0	243,695	2,524,198	2,767,893
Logistics and Operations Support					
Supply chain and logistics	0	0	1,000	0	1,000
Operations management, coordination and support	643,294	0	1,811,287	3,151,341	5,605,923
Subtotal	643,294	0	1,812,287	3,151,341	5,606,923
2019 Expenditure Total	7,210,125	6,920	9,303,677	13,432,863	29,953,585

**Income from contributions includes indirect support costs that are recovered from contributions to Pillars 3 and 4, supplementary budgets and the "New or additional activities – mandate-related" (NAM) Reserve. Contributions towards all pillars are included under Pillar 1.*