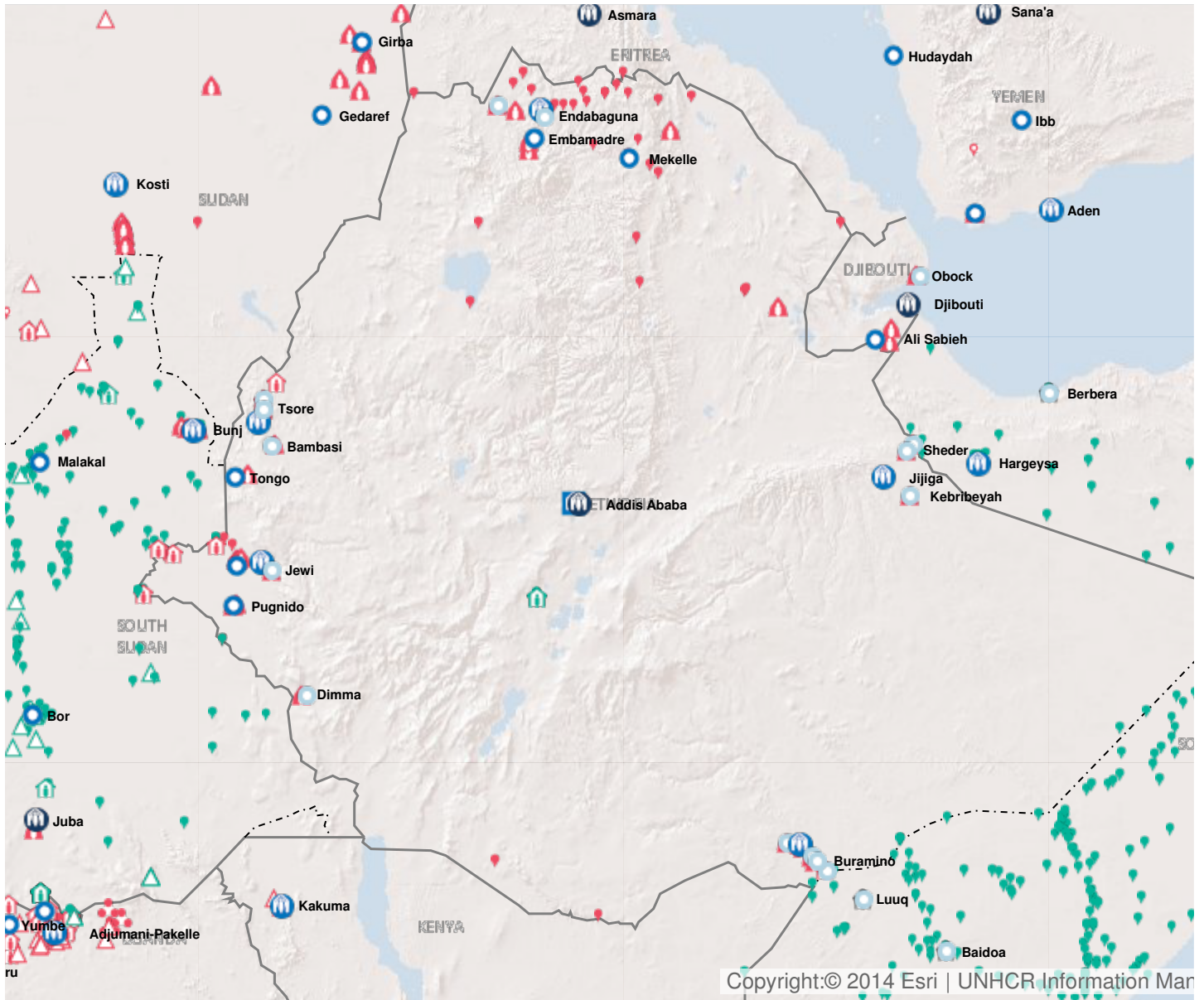


Operation: Ethiopia

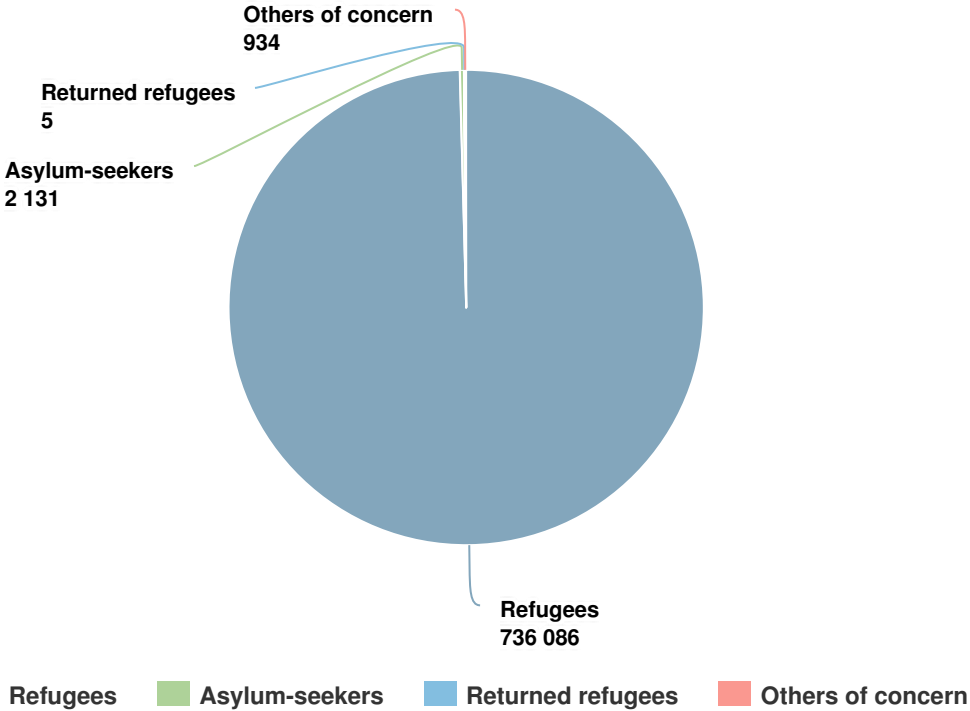


Latest update of camps and office locations **21 Nov 2016.**

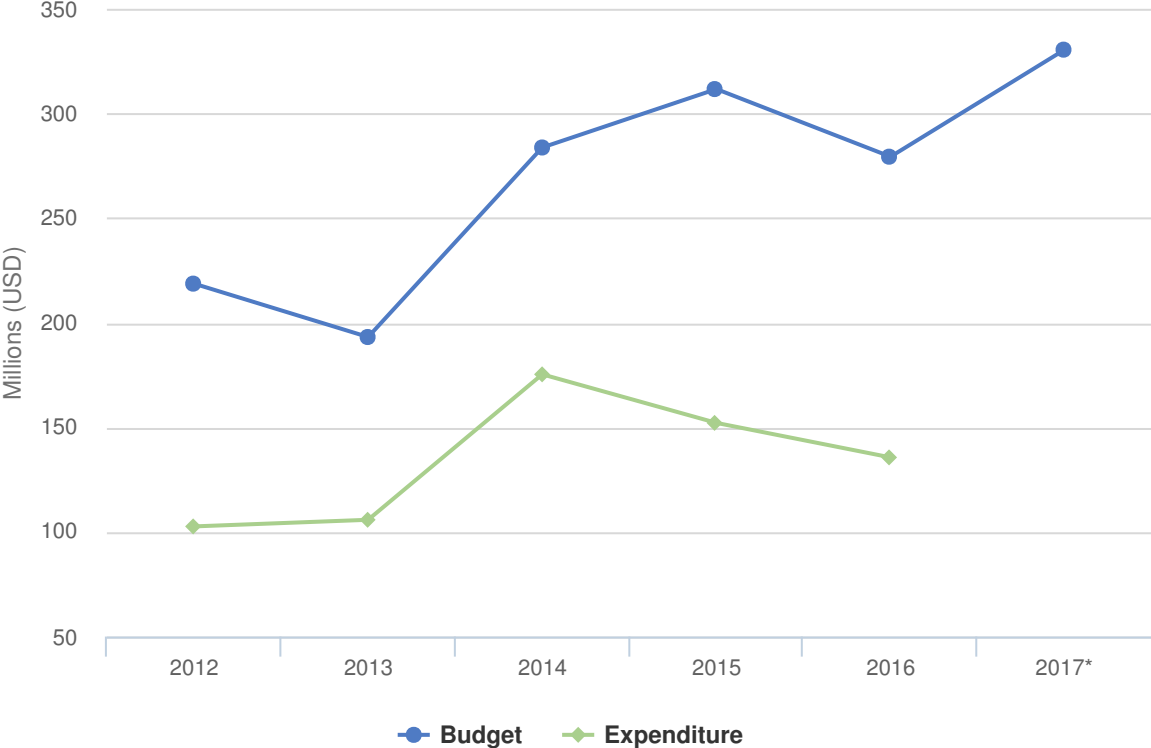
People of Concern

INCREASE IN
11 % 2015

2015	739,156
2014	665,240
2013	435,903



Budgets and Expenditure for Ethiopia



The overview of the 2016 report for this operation will be uploaded and available shortly.

2016 Original Budget for Ethiopia | USD

The following table presents the original budget for this operation broken down at the objective level. Resource allocation at the objective level is subject to change during the course of the year as the operational situation evolves and priorities shift. The current budget by pillar, reflected in the bottom line of this table, is updated on a monthly basis and is replaced by the final budget at year-end.

	Pillar 1 Refugee programme	Total
Favourable Protection Environment		
International and regional instruments	96,321	96,321
Law and policy	26,627	26,627
Legal remedies and legal assistance	1,316,493	1,316,493
Access to territory	75,861	75,861
Public attitudes towards persons of concern	668,063	668,063
	Subtotal	2,183,366
Fair Protection Processes and Documentation		
Reception conditions	5,784,871	5,784,871
Registration and profiling	4,633,537	4,633,537
Status determination	407,857	407,857
Individual documentation	1,789,450	1,789,450
Civil status documentation	1,484,820	1,484,820
Family re-unification	365,959	365,959
	Subtotal	14,466,493
Security from Violence and Exploitation		
Protection from crime	1,102,231	1,102,231
SGBV prevention and response	7,248,181	7,248,181
Non-arbitrary detention	88,554	88,554
Child protection	10,296,446	10,296,446
	Subtotal	18,735,411
Basic Needs and Essential Services		
Health	23,676,754	23,676,754
Reproductive health and HIV/ Aids response	5,818,558	5,818,558
Nutrition	7,465,826	7,465,826
Food security	970,127	970,127
Water	21,319,750	21,319,750
Sanitation and hygiene	13,179,915	13,179,915
Shelter and infrastructure	24,708,100	24,708,100

	Pillar 1 Refugee programme	Total
Energy	16,274,070	16,274,070
Basic and domestic and hygiene Items	17,658,089	17,658,089
Services for persons with specific needs	5,991,136	5,991,136
Education	30,951,725	30,951,725
Subtotal	168,014,051	168,014,051
Community Empowerment and Self Reliance		
Community mobilization	2,742,086	2,742,086
Co-existence with local communities	2,141,501	2,141,501
Natural resources and shared environment	5,222,593	5,222,593
Self-reliance and livelihoods	15,554,579	15,554,579
Subtotal	25,660,758	25,660,758
Durable Solutions		
Voluntary return	1,682,706	1,682,706
Integration	28,160	28,160
Resettlement	3,480,423	3,480,423
Subtotal	5,191,290	5,191,290
Leadership, Coordination and Partnerships		
Coordination and partnerships	1,398,739	1,398,739
Camp management and coordination	163,663	163,663
Donor relations	202,104	202,104
Subtotal	1,764,505	1,764,505
Logistics and Operations Support		
Supply chain and logistics	11,971,858	11,971,858
Operations management, coordination and support	21,664,073	21,664,073
Subtotal	33,635,931	33,635,931
2016 Original Budget	269,651,805	269,651,805
Increase / Decrease	9,675,614	9,675,614
2016 Final Budget	279,327,419	279,327,419