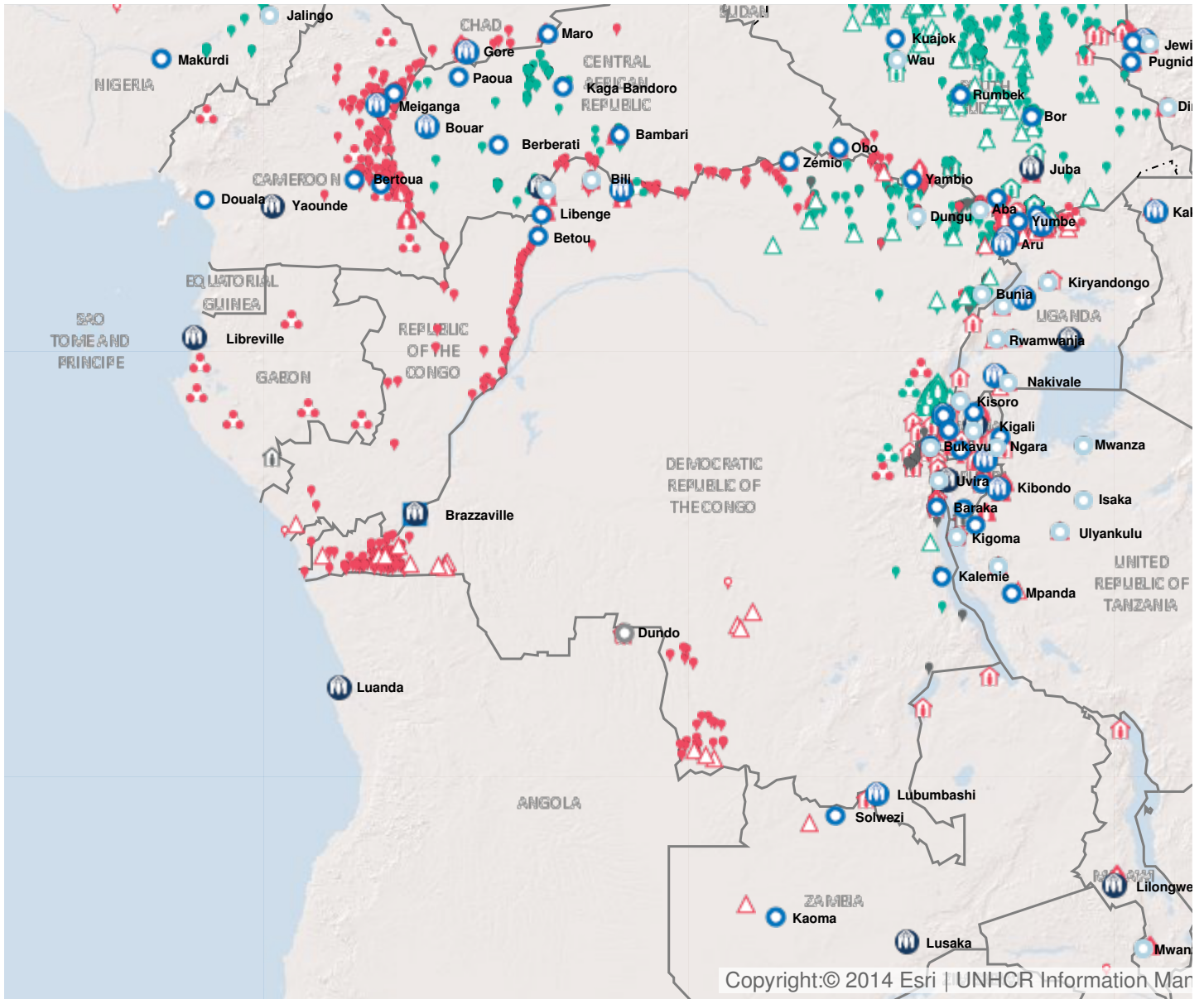


Operation: Democratic Republic of the Congo Regional Office

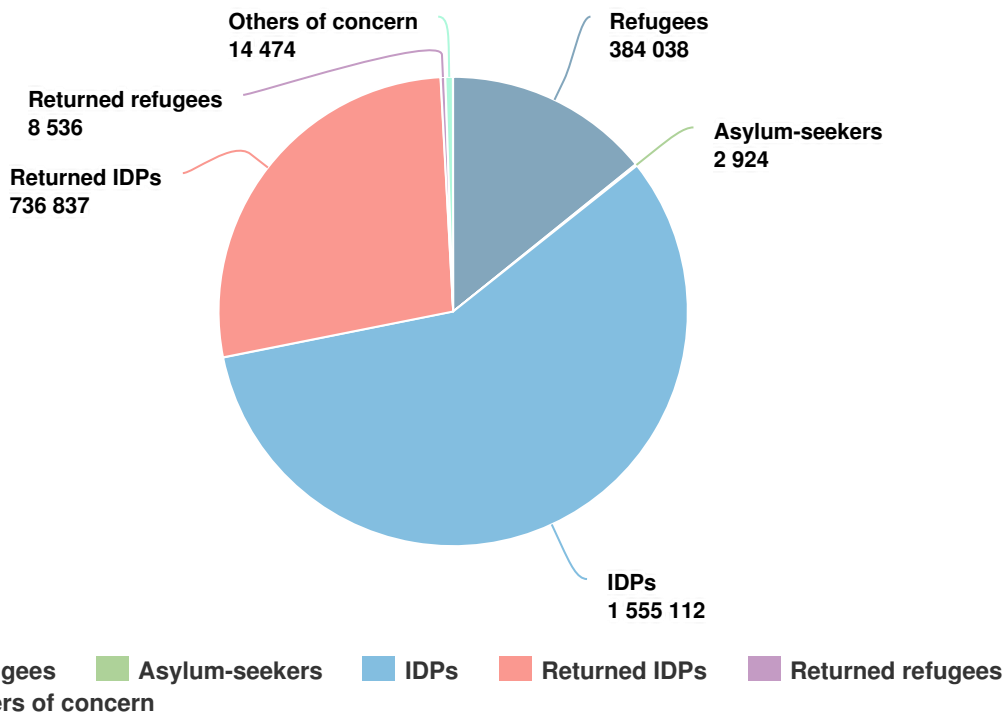


Latest update of camps and office locations 21 Nov 2016.

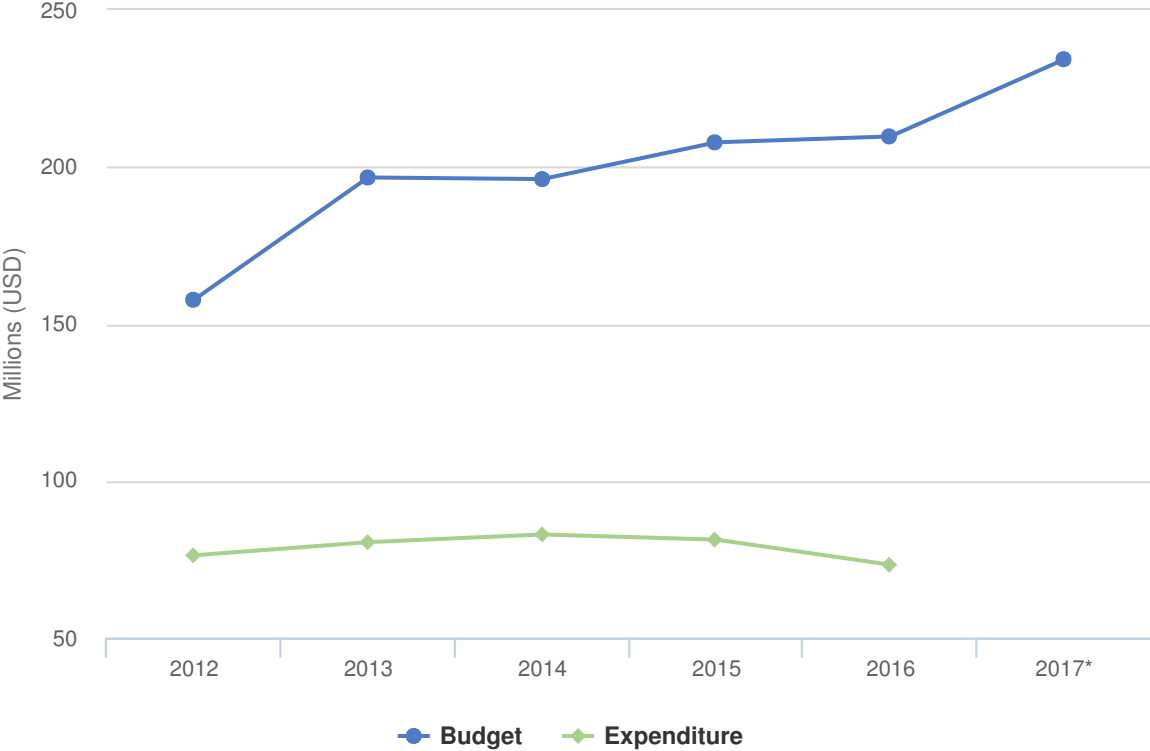
People of Concern

DECREASE IN
25% 2015

2015	2,701,921
2014	3,619,785
2013	3,817,537



Budgets and Expenditure for Democratic Republic of the Congo Regional Office



Working environment

The volatile security situation in the eastern Democratic Republic of the Congo (DRC) in late 2016 was further compounded by the delay of the Presidential elections and brought new challenges for the protection of civilians and increased tensions between communities.

The Democratic Republic of the Congo remained among the world's poorest countries in terms of gross national income per capita. In this socio-economic context, coupled with insecurity in some regions and problems of access due to lack of roads, providing protection and assistance to the growing number of refugees and IDPs in the country remained challenging.

Population trends

- The people of concern under UNHCR's mandate increased by 16 per cent in 2016, reaching 3.3 million people in need.
- Refugee numbers grew from 383,000 in 2015 to 452,000 in 2016, mainly due to new arrivals from Burundi and South Sudan. A majority of the refugees come from the Central African Republic (CAR), Burundi, Rwanda and South Sudan.
- The number of internally displaced people (IDPs) increased from 1.6 million to 2.2 million people due to security incidents in the eastern DRC.

Achievements and impact

- All refugees living in camps and sites benefited from protection and multi-sectorial assistance
- The number of identified SGBV survivors decreased by 47 per cent as compared to 2015 but remained significant.
- 3,040 CAR refugees benefitted from cash-based interventions.
- 1,364 newly arrived South Sudanese households were provided with emergency shelters

Unmet needs

- Many refugees cannot attain socio-economic self-reliance, in the absence of sufficient self-reliance programme
- Only limited numbers of refugees from Burundi and the Central African Republic received transitional shelters to replace old emergency shelters made with plastic sheeting.
- Multi-sectoral and multi-level response to survivors of sexual and gender-based violence (SGBV), such as legal response and access to justice, was not provided
- UNHCR could not fully monitor the situation of refugees in some border locations and inlands, due to a lack of resources.

2016 Original Budget for Democratic Republic of the Congo Regional Office | USD

The following table presents the original budget for this operation broken down at the objective level. Resource allocation at the objective level is subject to change during the course of the year as the operational situation evolves and priorities shift. The current budget by pillar, reflected in the bottom line of this table, is updated on a monthly basis and is replaced by the final budget at year-end.

	Pillar 1 Refugee programme	Pillar 2 Stateless programme	Pillar 3 Reintegration projects	Pillar 4 IDP projects	Total
Favourable Protection Environment					
International and regional instruments	0	852,943	0	0	852,943
Law and policy	0	0	0	627,465	627,465
Public attitudes towards persons of concern	0	315,231	0	0	315,231
Subtotal	0	1,168,174	0	627,465	1,795,640
Fair Protection Processes and Documentation					
Registration and profiling	2,449,295	0	0	6,140,465	8,589,760
Status determination	1,070,086	0	0	0	1,070,086
Individual documentation	2,629,554	0	0	0	2,629,554
Civil status documentation	1,432,837	755,231	0	613,733	2,801,801
Subtotal	7,581,772	755,231	0	6,754,198	15,091,201
Security from Violence and Exploitation					
Protection from crime	1,506,892	0	0	0	1,506,892
Protection from effects armed conflict	662,856	0	0	12,010,144	12,673,000
SGBV prevention and response	3,857,336	0	0	493,733	4,351,068
Child protection	972,662	0	0	0	972,662
Subtotal	6,999,745	0	0	12,503,877	19,503,622
Basic Needs and Essential Services					
Health	6,559,457	0	0	0	6,559,457
Reproductive health and HIV/ Aids response	1,421,740	0	0	593,733	2,015,472
Nutrition	1,996,978	0	0	0	1,996,978
Food security	1,217,711	0	0	0	1,217,711
Water	2,759,078	0	0	0	2,759,078
Sanitation and hygiene	5,572,838	0	0	0	5,572,838
Shelter and infrastructure	3,757,169	0	7,117,938	23,468,369	34,343,475

	Pillar 1 Refugee programme	Pillar 2 Stateless programme	Pillar 3 Reintegration projects	Pillar 4 IDP projects	Total
Basic and domestic and hygiene Items	1,803,067	0	0	0	1,803,067
Services for persons with specific needs	3,557,799	0	0	1,293,733	4,851,532
Education	4,793,833	0	0	0	4,793,833
Subtotal	33,439,668	0	7,117,938	25,355,835	65,913,440
Community Empowerment and Self Reliance					
Community mobilization	297,856	0	322,378	2,477,970	3,098,204
Co-existence with local communities	1,085,388	0	990,854	0	2,076,242
Natural resources and shared environment	312,856	0	0	0	312,856
Self-reliance and livelihoods	2,698,709	0	3,205,854	6,407,596	12,312,158
Subtotal	4,394,808	0	4,519,086	8,885,566	17,799,460
Durable Solutions					
Voluntary return	5,938,830	0	672,339	0	6,611,169
Reintegration	0	0	1,367,135	0	1,367,135
Integration	271,679	0	0	0	271,679
Resettlement	1,454,785	0	0	0	1,454,785
Subtotal	7,665,295	0	2,039,474	0	9,704,769
Leadership, Coordination and Partnerships					
Coordination and partnerships	709,108	0	150,427	380,733	1,240,267
Camp management and coordination	970,711	0	0	2,287,465	3,258,177
Donor relations	586,211	0	200,427	428,733	1,215,371
Subtotal	2,266,030	0	350,854	3,096,931	5,713,815
Logistics and Operations Support					
Supply chain and logistics	17,062,181	0	7,260,698	12,481,223	36,804,102
Operations management, coordination and support	5,047,675	0	8,531,155	5,134,563	18,713,392
Subtotal	22,109,856	0	15,791,852	17,615,786	55,517,494
2016 Original Budget	84,457,173	1,923,405	29,819,203	74,839,658	191,039,439
Increase / Decrease	18,670,897	0	0	0	18,670,897
2016 Final Budget	103,128,070	1,923,405	29,819,203	74,839,658	209,710,336

