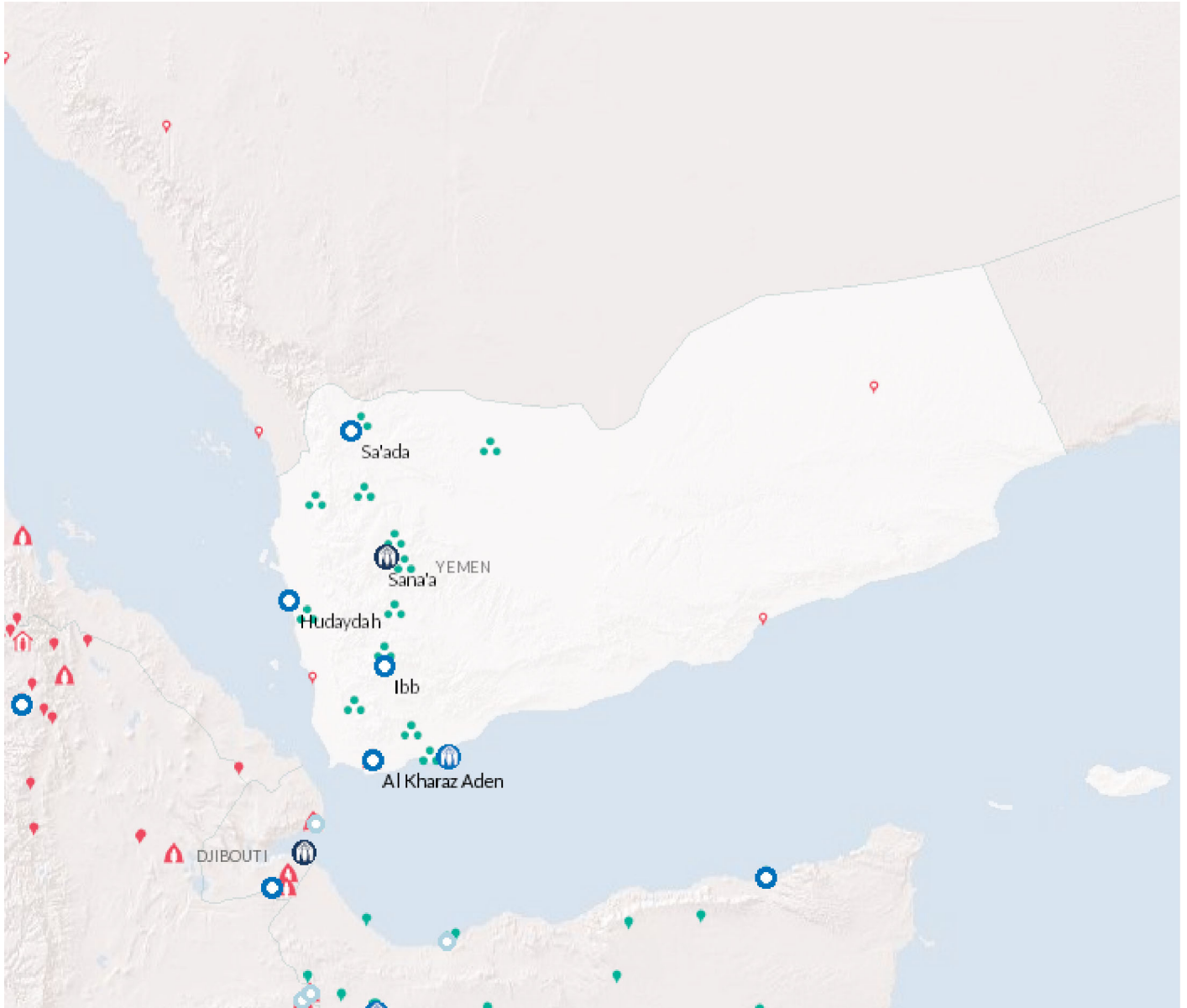




2020 Planning summary

29/11/2019

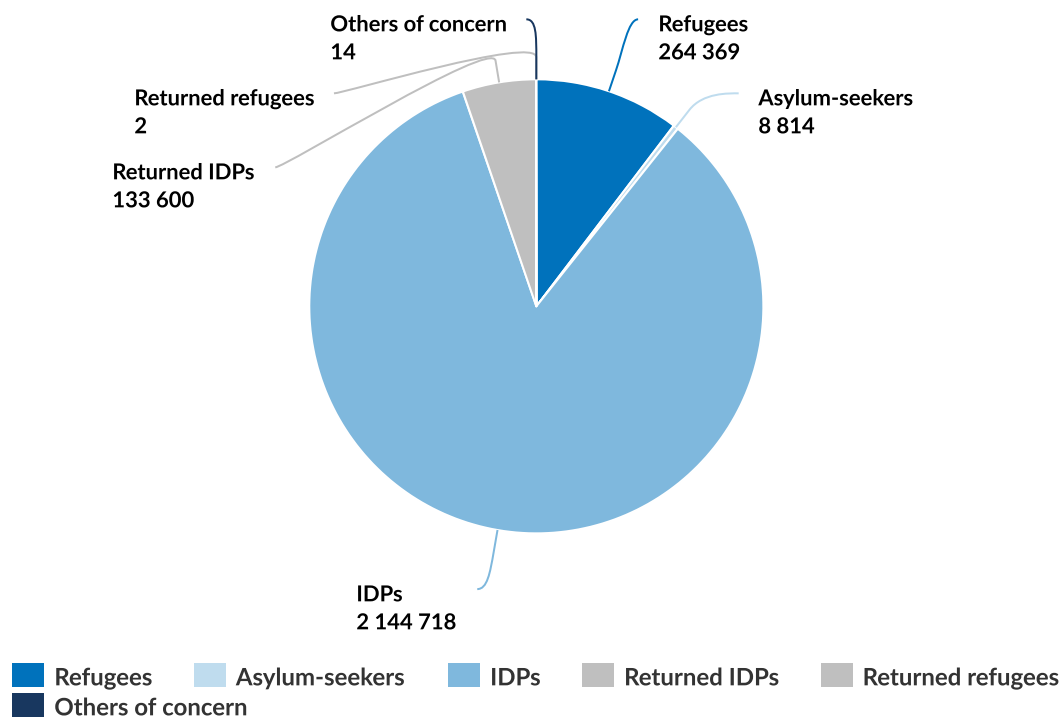
Operation: Yemen



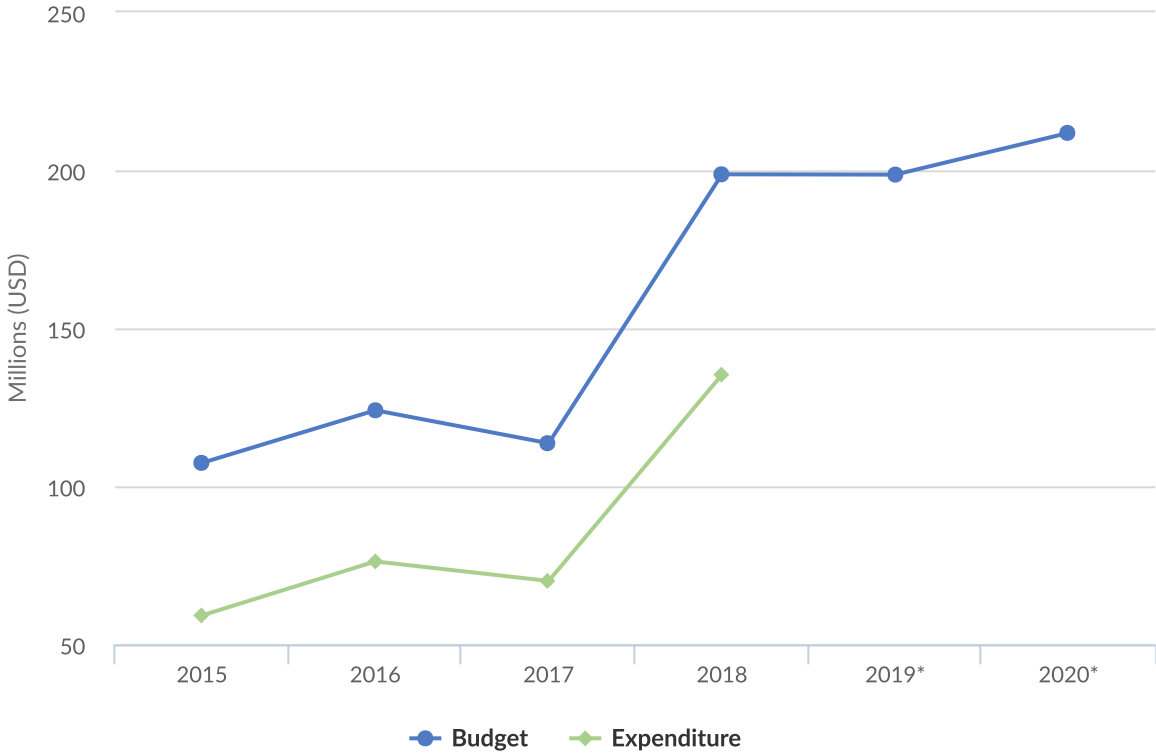
People of Concern

INCREASE IN
5% 2018

2018	2,551,517
2017	2,419,806
2016	3,278,011



Budgets and Expenditure for Yemen



Working environment

Yemen remains the worst humanitarian crisis worldwide, with more than 80% of the population requiring some form of assistance, 20 million facing food insecurity and 14 million requiring urgent humanitarian intervention. An estimated 4 million people in Yemen will be internally displaced by the end of 2019 and another 1.2 million IDPs will have returned to their areas of origin across the country. Asylum-seekers from Ethiopia and Somalia make up the majority of the 276,000 refugees and asylum-seekers hosted by Yemen, most of whom continue to live in precarious situations.

The operational environment is expected to remain challenging as Yemen continues to suffer from a ravaged economy and breakdown of public institutions and services, exacerbated by security concerns and political instability. As frontlines emerge across multiple governorates, repeated and prolonged conflict-related displacement persists alongside violations of international humanitarian law and human rights.

UNHCR will seek to widen the protection space by providing services, referrals and assistance to mitigate and address protection risks. Such assistance includes delivering non-food items and emergency shelter kits to IDPs, IDP returnees and host community members. In addition, to reinforce community-based protection mechanisms, eight additional community day centres will ensure more displaced people can access legal assistance, psychosocial support and referrals to basic services. Meanwhile, existing community-based protection networks will be stronger, and a greater number of quick-impact projects will be implemented to foster social cohesion and resilience. The Assisted Spontaneous Return programme will continue to counsel and advise asylum-seekers on returns to Somalia, helping them to return in safety and dignity. A separate voluntary repatriation programme will be implemented in 2020 for Ethiopians wishing to return home.

The Operation will continue to engage with and invest in building the capacities of counterparts and local humanitarian partners. Advocacy with the authorities will continue to improve the verification of populations of concern and increase people of concern's access to essential services. Meanwhile, UNHCR will continue to lead the Protection Cluster and the newly-formed Camp Coordination and Camp Management Cluster, as well as co-lead the Mixed Migration Working Group in partnership with IOM. By strengthening its collaboration with UN partners such as UNICEF, UNHCR will reinforce common strategies, on child protection, education, and birth registrations; UNFPA on SGBV protection; ILO on community empowerment initiatives; IOM as a strategic partner for the Ethiopian returns programme; and FAO for the implementation of urban farming strategies for IDPs and refugees, among others.

Key priorities

In 2020, UNHCR will:

- Promote and advocate a sustained protection space for refugees.
- Consolidate partnerships, including with other humanitarian partners, which will help to increase referral pathways and ensure policy coherence amongst Protection Cluster partners.
- Harmonize UNHCR and Clusters' strategy into a multi-cluster/ area-based approach for higher coverage and efficiency in the provision of services.
- Expand and enhance the CCCM strategy for the provision of protection services for highly vulnerable IDPs and access to basic needs such as shelter, WASH, health and education.
- Enhance support in areas anticipated to be designated as safe areas of return for IDPs, while carrying out protection monitoring and assessment to identify protection risks for returnee populations.
- Promote community-based protection models by establishing additional community centres that offer a range of services, including legal assistance and psychosocial support.

- Reinforce specialized services for people living with specific needs, to address their protection needs and avoid reliance on negative coping mechanisms.
- Strengthen information management systems that support data collection to achieve positive protection outcomes.

2020 Original Budget for Yemen | USD

The following table presents the original budget for this operation broken down at the objective level. Resource allocation at the objective level is subject to change during the course of the year as the operational situation evolves and priorities shift.

	Pillar 1 Refugee programme	Pillar 4 IDP projects	Total
Favourable Protection Environment			
Legal remedies and legal assistance	586,874	5,841,930	6,428,804
Access to territory	487,934	0	487,934
Public attitudes towards persons of concern	0	1,198,041	1,198,041
Subtotal	1,074,808	7,039,971	8,114,780
Fair Protection Processes and Documentation			
Reception conditions	1,221,051	0	1,221,051
Registration and profiling	1,206,154	0	1,206,154
Status determination	1,005,805	0	1,005,805
Individual documentation	1,785,321	0	1,785,321
Civil status documentation	252,397	0	252,397
Subtotal	5,470,727	0	5,470,727
Security from Violence and Exploitation			
SGBV prevention and response	1,650,899	3,590,824	5,241,723
Non-arbitrary detention	604,996	0	604,996
Child protection	1,327,395	2,094,611	3,422,006
Subtotal	3,583,290	5,685,436	9,268,726
Basic Needs and Essential Services			
Health	17,136,076	0	17,136,076
Reproductive health and HIV/ Aids response	322,397	0	322,397
Nutrition	706,288	0	706,288
Food security	777,005	0	777,005
Water	426,316	0	426,316
Sanitation and hygiene	225,469	0	225,469
Shelter and infrastructure	997,298	35,792,789	36,790,087
Energy	2,067,263	0	2,067,263
Basic and domestic and hygiene Items	868,414	10,312,538	11,180,952
Services for persons with specific needs	9,608,825	37,423,002	47,031,827
Education	14,235,494	0	14,235,494
Subtotal	47,370,844	83,528,330	130,899,174
Community Empowerment and Self Reliance			
Community mobilization	1,614,764	2,545,912	4,160,675
Co-existence with local communities	0	7,025,357	7,025,357

	Pillar 1 Refugee programme	Pillar 4 IDP projects	Total
Self-reliance and livelihoods	4,366,433	0	4,366,433
Subtotal	5,981,197	9,571,269	15,552,466
Durable Solutions			
Voluntary return	6,874,690	0	6,874,690
Resettlement	353,974	0	353,974
Subtotal	7,228,665	0	7,228,665
Leadership, Coordination and Partnerships			
Coordination and partnerships	158,386	5,399,896	5,558,282
Camp management and coordination	0	11,487,541	11,487,541
Subtotal	158,386	16,887,437	17,045,823
Logistics and Operations Support			
Supply chain and logistics	531,407	13,184,894	13,716,301
Operations management, coordination and support	1,779,173	2,782,039	4,561,212
Subtotal	2,310,580	15,966,933	18,277,513
2020 Original Budget	73,178,497	138,679,375	211,857,873