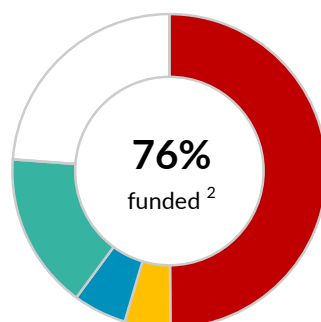
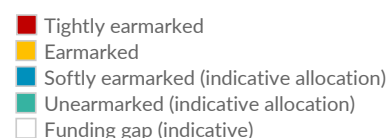


\$216.4 million

 UNHCR's financial requirements 2021 ¹

**NORTH WEST CEN
SOUTH EUROPE**

as of 23 November 2021


CONTRIBUTIONS ³ | USD

	■ Unearmarked	■ Softly earmarked	■ Earmarked	■ Tightly earmarked	Total
European Union	-	-	-	103,710,173	103,710,173
United States of America	-	5,200,000	2,150,000	-	7,350,000
France	-	996,483	234,467	1,151,802	2,382,751
UNO-Fluechtlingshilfe	-	586,166	653,538	-	1,239,705
Austria	-	-	-	1,173,709	1,173,709
Germany	-	-	-	604,875	604,875
Industria de Diseño Texti S.A. (Inditex)	-	-	-	407,062	407,062
Spain	-	-	-	396,908	396,908
Stichting Benevolentia	-	-	-	304,878	304,878
United Kingdom	-	-	27,321	241,488	268,809
Ireland	-	-	223,703	40,154	263,857
Intesa Sanpaolo	-	-	-	215,155	215,155
Hungary	-	-	-	180,000	180,000
L'Istituto Buddista Italiano Soka Gakkai	-	-	-	179,687	179,687
SAP Solidarity Fund e.V.	-	-	176,263	-	176,263
Open Society Policy Center	-	-	-	123,000	123,000
Meubles IKEA France S.A.S	-	-	-	122,699	122,699
Education Cannot Wait	-	-	117,426	-	117,426
Switzerland for UNHCR	-	-	110,254	-	110,254
Russian Federation	-	-	-	100,000	100,000
Malta	-	29,869	61,350	-	91,218
Poland	-	-	-	87,000	87,000
Romania	-	-	-	53,397	53,397
Norway	-	-	-	37,233	37,233
Czechia	-	-	-	19,050	19,050
Luxembourg	-	-	-	5,521	5,521
Other private donors	-	64,931	49,280	97,496	211,706
Sub-total	-	6,877,449	3,803,600	109,251,287	119,932,337
Indicative allocation of funds and adjustments	33,903,228	5,007,370	7,315,341	(1,270,673)	44,955,266
Total	33,903,228	11,884,819	11,118,941	107,980,615	164,887,603

Methodology: Unearmarked funding is allocated and reallocated multiple times during the year to allow UNHCR to fund prioritised activities. This funding update includes an indicative allocation of funds so as to accurately represent the resources available for the sub-region. The contributions earmarked for North West Cen South Europe shown above are combined with an indicative allocation of the softly earmarked and unearmarked contributions listed below. This allocation respects different levels of earmarking. Adjustments relate to programme support costs and carry-over.

OTHER SOFTLY EARMARKED CONTRIBUTIONS ⁴ | USD

Germany 29.7 million | United States of America 17.2 million | Private donors Australia 9.7 million | Private donors Germany 3.2 million | Private donors Republic of Korea 2.3 million

Spain | Norway | Malta | Luxembourg | Japan | Holy See | France | Private donors

UNEARMARKED CONTRIBUTIONS ⁵ | USD


Norway 80 million | Sweden 75.4 million | Private donors Spain 69.3 million | United Kingdom 40.4 million | Netherlands 36.1 million | Private donors Republic of Korea 35.3 million | Denmark 34.6 million | Private donors Japan 27.7 million | Germany 26 million | Japan 23.4 million | France 20.2 million | Private donors Italy 17.6 million | Switzerland 16.4 million | Private donors Sweden 14.4 million | Ireland 12.5 million | Belgium 11.9 million | Italy 10.7 million

Algeria | Armenia | Australia | Austria | Bulgaria | Canada | Costa Rica | Cyprus | Estonia | Finland | Holy See | Iceland | Liechtenstein | Luxembourg | Malta | Monaco | Montenegro | Morocco | New Zealand | Peru | Philippines | Portugal | Republic of Korea | Russian Federation | Saudi Arabia | Serbia | Singapore | South Africa | Thailand | Turkey | Uruguay | Private donors

Notes:

1. The financial requirements for North West Cen South Europe are for the operations in Belgium, Bulgaria, Croatia, Cyprus, Czech Republic, France, Germany, Greece, Hungary, Ireland, Malta, Netherlands, Poland, Romania, Slovak Republic, Slovenia and United Kingdom.
2. The percentage funded (76%) and total funding amount (\$164,887,603) are indicative based on the methodology described above. This leaves an indicative funding gap of \$51,533,771 representing 24% of the financial requirements.
3. Contributions to North West Cen South Europe are shown by the earmarking modality as defined in the Grand Bargain.
4. Due to their earmarking at the region, or to a related situation or theme, the other softly earmarked contributions listed are those which can potentially be used in North West Cen South Europe. Where a donor has contributed \$2 million or more, the total amount of the contributions is shown.
5. Contributed without restrictions on its use, unearmarked funding allows UNHCR critical flexibility in how best to reach refugees and other populations of concern who are in the greatest need and at the greatest risk. Where a donor has contributed \$10 million or more, the total amount of the contribution is shown.

For more information: <http://reporting.unhcr.org>

 Follow us on @UNHCRgov