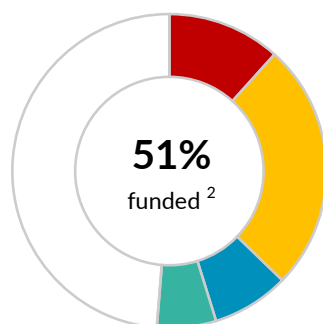
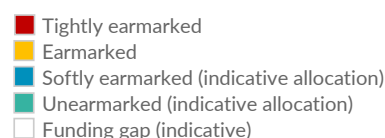


**\$322.7 million**

 UNHCR's financial requirements 2020 <sup>1</sup>

**SOUTH-WEST ASIA**

as of 8 December 2020


**CONTRIBUTIONS <sup>3</sup> | USD**

	■ Unearmarked	■ Softly earmarked	■ Earmarked	■ Tightly earmarked	Total
United States of America	-	11,400,000	51,155,000	-	62,555,000
European Union	-	-	-	25,131,025	25,131,025
Saudi Arabia	-	-	10,000,000	-	10,000,000
Japan	-	927,644	6,276,442	2,686,001	9,890,087
Denmark	-	-	7,657,193	75,126	7,732,320
Republic of Korea	-	-	998,563	2,738,409	3,736,972
Germany	-	-	2,263,633	-	2,263,633
CERF	-	-	-	2,236,500	2,236,500
UNO-Fluechtlingshilfe	-	1,184,834	-	-	1,184,834
Canada	-	-	1,090,909	-	1,090,909
Switzerland	-	-	1,023,541	-	1,023,541
Norway	-	-	965,904	-	965,904
United Kingdom	-	-	-	808,477	808,477
Qatar	-	-	-	635,262	635,262
Sheikh Thani Bin Abdullah Bin Thani Al-Thani Humanitarian Fund	-	-	-	600,000	600,000
Luxembourg	-	-	523,013	-	523,013
Qatar Airways	-	-	-	350,000	350,000
Country-Based Pooled Funds	-	-	-	300,000	300,000
France	-	-	285,087	-	285,087
J.S. Foundation	-	-	-	239,234	239,234
Czechia	-	204,750	-	-	204,750
IRTHI - NAMA Woman Advancement Establishment	-	-	-	153,320	153,320
China	-	-	-	139,408	139,408
Lam Kin Chung Morning Sun Charity Fund	-	-	-	100,590	100,590
Russian Federation	-	-	100,000	-	100,000
UN Programme On HIV/AIDS	-	-	-	75,300	75,300
United Nations Development Programme	-	-	-	68,805	68,805
Bulgaria	-	-	55,991	-	55,991
Australia	-	-	-	38,340	38,340
Netherlands	-	10,000	-	-	10,000
Other private donors	-	-	-	184,846	184,846
<b>Sub-total</b>	-	<b>13,727,228</b>	<b>82,395,276</b>	<b>36,560,644</b>	<b>132,683,148</b>
Indicative allocation of funds and adjustments	19,633,780	11,935,290	140,354	1,102,079	32,811,503
<b>Total</b>	<b>19,633,780</b>	<b>25,662,518</b>	<b>82,535,630</b>	<b>37,662,723</b>	<b>165,494,652</b>

Methodology: Unearmarked funding is allocated and reallocated multiple times during the year to allow UNHCR to fund prioritised activities. This funding update includes an indicative allocation of funds so as to accurately represent the resources available for the sub-region. The contributions earmarked for South-West Asia shown above are combined with an indicative allocation of the softly earmarked and unearmarked contributions listed below. This allocation respects different levels of earmarking. Adjustments relate to programme support costs and carry-over.

**OTHER SOFTLY EARMARKED CONTRIBUTIONS <sup>4</sup> | USD**

Germany 62.7 million | United Kingdom 24.8 million | United States of America 20 million | Denmark 14.6 million | Private donors Australia 11.4 million | Canada 9.7 million | Private donors USA 8.7 million | Private donors Japan 4.5 million | Private donors Germany 3.9 million | Spain 3.4 million | Ireland 3.3 million | Sweden 3 million | Private donors United Kingdom 2.6 million | Private donors Republic of Korea 2.5 million | Private donors Lebanon 2.1 million  
Norway | Morocco | Malta | Liechtenstein | Jersey | Japan | Iceland | Holy See | France | Private donors


## ■ **UNEARMARKED CONTRIBUTIONS** <sup>5</sup> | USD

Sweden 76.4 million | Private donors Spain 73.5 million | United Kingdom 45.7 million | Norway 41.4 million | Private donors Republic of Korea 37.5 million | Netherlands 36.1 million | Denmark 34.6 million | Private donors Japan 27.8 million | Germany 25.9 million | Japan 23.8 million | Private donors Italy 17.6 million | Switzerland 16.4 million | France 14 million | Private donors Sweden 12.8 million | Private donors USA 10.8 million | Italy 10.6 million  
Australia | Austria | Azerbaijan | Belgium | Bulgaria | Canada | Costa Rica | Estonia | Finland | Holy See | Iceland | Indonesia | Ireland | Kuwait | Liechtenstein | Lithuania | Luxembourg | Malta | Monaco | Montenegro | Morocco | New Zealand | Peru | Philippines | Portugal | Qatar | Republic of Korea | Russian Federation | Saudi Arabia | Serbia | Singapore | Slovakia | South Africa | Sri Lanka | Thailand | Turkey | United Arab Emirates | Uruguay | Private donors

### Notes:

1. The financial requirements for South-West Asia are for the operations in Afghanistan, Islamic Republic of Iran and Pakistan.
2. The percentage funded (51%) and total funding amount (\$165,494,652) are indicative based on the methodology described above. This leaves an indicative funding gap of \$157,234,253 representing 49% of the financial requirements.
3. Contributions to South-West Asia are shown by the earmarking modality as defined in the Grand Bargain.
4. Due to their earmarking at the region, or to a related situation or theme, the other softly earmarked contributions listed are those which can potentially be used in South-West Asia. Where a donor has contributed \$2 million or more, the total amount of the contributions is shown.
5. Contributed without restrictions on its use, unearmarked funding allows UNHCR critical flexibility in how best to reach refugees and other populations of concern who are in the greatest need and at the greatest risk. Where a donor has contribution \$10 million or more, the total amount of the contribution is shown.

For more information: <http://reporting.unhcr.org>

 Follow us on @UNHCRgov