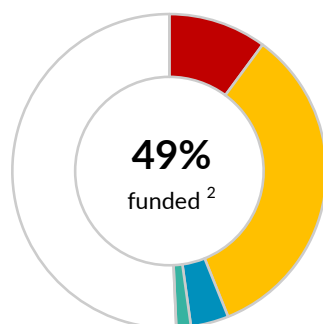
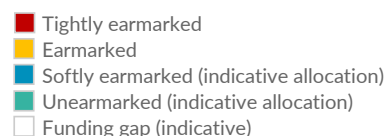


\$ 2.459 billion

 UNHCR's financial requirements 2020 ¹

MIDDLE EAST

as of 8 December 2020


CONTRIBUTIONS ³ | USD

	■	■	■	■	
	Unearmarked	Softly earmarked	Earmarked	Tightly earmarked	Total
United States of America	-	10,300,000	540,813,000	-	551,113,000
Germany	-	10,373,559	175,903,171	27,225,544	213,502,274
European Union	-	-	-	69,953,512	69,953,512
Netherlands	-	-	8,000,000	22,177,832	30,177,832
Japan	-	1,855,288	10,049,558	18,195,405	30,100,251
Canada	-	-	30,082,499	-	30,082,499
Sheikh Thani Bin Abdullah Bin Thani Al-Thani Humanitarian Fund	-	-	-	30,000,390	30,000,390
CERF	-	-	-	28,336,479	28,336,479
Saudi Arabia	-	-	20,000,000	-	20,000,000
Norway	-	-	14,537,622	65,568	14,603,190
United Kingdom	-	-	-	14,244,053	14,244,053
France	-	228,070	8,248,682	568,828	9,045,581
Country-Based Pooled Funds	-	-	-	7,786,957	7,786,957
Australia	-	-	7,114,266	615,006	7,729,272
UNO-Fluechtlingshilfe	-	5,877,166	-	-	5,877,166
Switzerland	-	-	5,644,577	-	5,644,577
Finland	-	5,500,550	-	-	5,500,550
Sweden	-	3,112,033	2,038,902	277,439	5,428,374
España con ACNUR	-	4,173,634	53,319	52,832	4,279,785
Qatar Charity	-	-	1,500,000	2,000,000	3,500,000
Republic of Korea	-	-	3,400,000	-	3,400,000
Italy	-	-	-	3,378,378	3,378,378
Kuwait	-	-	2,600,000	39,490	2,639,490
Qatar	-	-	-	2,243,914	2,243,914
Private donors Republic of Korea	-	2,206,818	19,203	-	2,226,021
Private donors United Kingdom	-	1,905,358	192,455	2,465	2,100,279
Sheikh Eid Bin Mohammad Al Thani Charitable Foundation	-	-	-	2,000,000	2,000,000
United Nations Foundation	-	-	-	2,000,000	2,000,000
Austria	-	-	1,799,349	-	1,799,349
Ireland	-	-	1,650,165	-	1,650,165
Luxembourg	-	523,013	1,046,025	-	1,569,038
Denmark	-	-	1,516,799	-	1,516,799
Australia for UNHCR	-	786,366	665,167	36,230	1,487,763
Private donors Lebanon	-	246,567	74,624	1,120,780	1,441,971
Spain	-	-	-	1,438,737	1,438,737
Kuwait Society for Relief	-	-	-	1,333,329	1,333,329
Private donors Canada	-	1,094,272	102,031	17,957	1,214,260
Private donors United Arab Emirates	-	252,013	77,793	727,224	1,057,030
Fast Retailing Co., Ltd. (UNIQLO)	-	910,858	-	-	910,858
Kuwait-America Foundation	-	900,000	-	-	900,000

Private donors Italy	-	728,368	103,942	24,266	856,576
Russian Federation	-	300,000	500,000	-	800,000
UNHCR Insamlingsstiftelse	-	515,427	239,423	-	754,850
Latter-day Saints Charities	-	-	-	689,957	689,957
Islamic Aid	-	-	-	630,517	630,517
Czechia	-	-	417,886	211,298	629,183
The Abdul Aziz Al Ghurair Refugee Education Fund	-	-	-	543,169	543,169
Badr Jafar	-	-	500,000	-	500,000
Patients Helping Fund Society	-	-	-	500,000	500,000
Poland	-	499,508	-	-	499,508
Private donors China	-	279,175	191,370	-	470,545
Unilever (UK)	-	-	-	460,867	460,867
The Big Heart Foundation	-	-	265,931	172,261	438,192
Private donors Saudi Arabia	-	107,332	15,171	246,395	368,899
Private donors Switzerland	-	205,416	70,737	60,060	336,213
Private donors France	-	262,506	38,106	-	300,612
Monaco	-	-	54,289	238,949	293,237
Private donors Kuwait	-	84,677	55,453	119,331	259,461
Croatia	-	-	-	233,918	233,918
International Organization for Migration	-	-	-	224,000	224,000
Falcon Trading Group	-	200,000	-	-	200,000
Iceland	-	-	197,457	-	197,457
Private donors Egypt	-	99,703	6,670	68,162	174,536
Private donors Singapore	-	132,103	22,685	12,000	166,788
Estonia	-	-	162,866	-	162,866
Fondation Sesam	-	-	-	136,026	136,026
Google	-	-	-	133,125	133,125
Intesa Sanpaolo	-	109,170	-	-	109,170
Calzedonia	-	-	109,170	-	109,170
Liechtenstein	-	103,413	-	-	103,413
Malta	-	84,842	-	-	84,842
Slovenia	-	55,804	-	-	55,804
UN Programme On HIV/AIDS	-	-	-	53,500	53,500
Cyprus	-	-	27,594	-	27,594
Holy See	-	-	-	15,000	15,000
Other private donors	-	326,066	341,705	271,072	938,843
Sub-total	-	54,339,075	840,449,664	240,882,222	#####
Indicative allocation of funds and adjustments	36,804,772	41,498,335	(9,387,239)	7,854,382	76,770,249
Total	36,804,772	95,837,410	831,062,424	248,736,604	#####

Methodology: Unearmarked funding is allocated and reallocated multiple times during the year to allow UNHCR to fund prioritised activities. This funding update includes an indicative allocation of funds so as to accurately represent the resources available for the sub-region. The contributions earmarked for Middle East shown above are combined with an indicative allocation of the softly earmarked and unearmarked contributions listed below. This allocation respects different levels of earmarking. Adjustments relate to programme support costs and carry-over.

OTHER SOFTLY EARMARKED CONTRIBUTIONS ⁴ | USD

Germany 62.7 million | United Kingdom 24.8 million | United States of America 20 million | Denmark 14.6 million | Private donors Australia 11.4 million | Canada 8.7 million | Private donors USA 8.7 million | Private donors Japan 4.5 million | Private donors Germany 3.9 million | Spain 3.4 million | Ireland 3.3 million | Sweden 3 million | Private donors United Kingdom 2.6 million | Private donors Republic of Korea 2.5 million | Private donors Lebanon 2.1 million

Norway | Morocco | Malta | Liechtenstein | Jersey | Japan | Iceland | Holy See | France | Private donors

UNEARMARKED CONTRIBUTIONS ⁵ | USD


Sweden 76.4 million | Private donors Spain 73.5 million | United Kingdom 45.7 million | Norway 41.4 million | Private donors Republic of Korea 37.5 million | Netherlands 36.1 million | Denmark 34.6 million | Private donors Japan 27.8 million | Germany 25.9 million | Japan 23.8 million | Private donors Italy 17.6 million | Switzerland 16.4 million | France 14 million | Private donors Sweden 12.8 million | Private donors USA 10.8 million | Italy 10.6 million

Australia | Austria | Azerbaijan | Belgium | Bulgaria | Canada | Costa Rica | Estonia | Finland | Holy See | Iceland | Indonesia | Ireland | Kuwait | Liechtenstein | Lithuania | Luxembourg | Malta | Monaco | Montenegro | Morocco | New Zealand | Peru | Philippines | Portugal | Qatar | Republic of Korea | Russian Federation | Saudi Arabia | Serbia | Singapore | Slovakia | South Africa | Sri Lanka | Thailand | Turkey | United Arab Emirates | Uruguay | Private donors

Notes:

1. The financial requirements for Middle East are for the operations in Iraq, Israel, Jordan, Lebanon, Saudi Arabia, Syrian Arab Republic, United Arab Emirates and Yemen.
2. The percentage funded (49%) and total funding amount (\$1,212,441,210) are indicative based on the methodology described above. This leaves an indicative funding gap of \$1,246,938,946 representing 51% of the financial requirements.
3. Contributions to Middle East are shown by the earmarking modality as defined in the Grand Bargain.
4. Due to their earmarking at the region, or to a related situation or theme, the other softly earmarked contributions listed are those which can potentially be used in Middle East. Where a donor has contributed \$2 million or more, the total amount of the contributions is shown.
5. Contributed without restrictions on its use, unearmarked funding allows UNHCR critical flexibility in how best to reach refugees and other populations of concern who are in the greatest need and at the greatest risk. Where a donor has contribution \$10 million or more, the total amount of the contribution is shown.

For more information: <http://reporting.unhcr.org>

 Follow us on @UNHCRgov