

## Key Figures

**253,040\***  
Population of Concern

**83.9%**  
212,241  
Living in camps

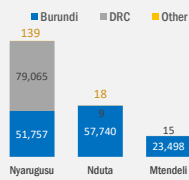
**7.5%**  
18,950  
Living in settlements

**8.5%**  
21,507  
Living in villages

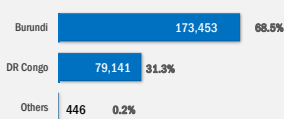
**0.1%**  
192  
Living in urban area

\*\*\* Includes 81 POCs in process of status regularization in Dar Es Salaam

### Camp-based population by country of origin



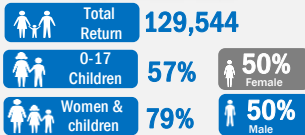
### Country of origin



**89%**  
225,252  
Refugees

**11%**  
27,788  
Asylum-seekers

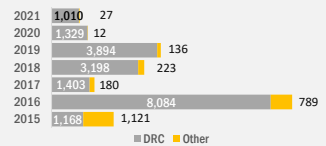
### Voluntary return of Burundian refugees, 2017-2021



### Local integration

**162,000** former Burundian refugees (1972) granted citizenship by the Government of Tanzania.

### Resettlement departures by country of origin, 2015-2021

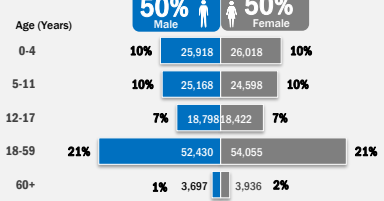


\* Population of concern to UNHCR does not include the 162,000 former Burundian refugees (1972) granted citizenship by the Government of Tanzania.

## Age and Gender

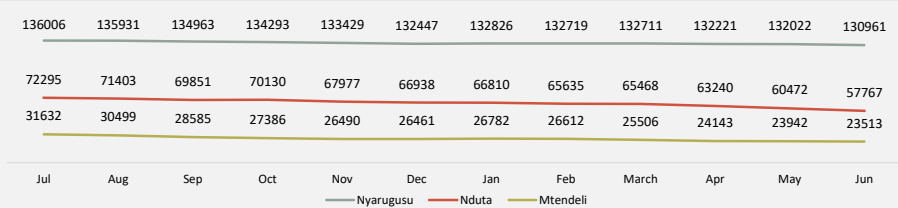
**55%**  
Children

**3%**  
Older People



## Durable Solutions

## Camp population trend: July 2020 to June 2021



## Births vs Deaths

