

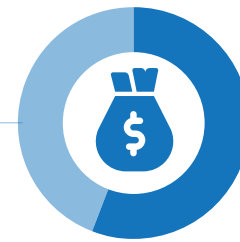
PEOPLE TARGETED IN 2020

Internally Displaced Persons	600,000
Refugees & Asylum-seekers	63,320
Refugee Returnees	60,000

FUNDING SITUATION

\$90.6M requested

\$42.5M
unmet



\$48.1M
received

BENEFICIARIES REACHED IN 2020

955,449 individuals supported by UNHCR from Jan - Dec 2020

53% children

of the individuals reached are boys and girls

BENEFICIARIES BY STATUS

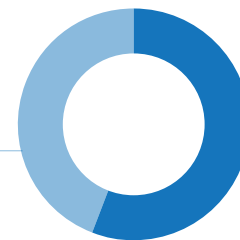
Internally Displaced Persons	695,806
IDP Returnees	85,940
Host Community	85,512
Refugees and Asylum-seekers	68,851
Refugee Returnees	19,083
Stakeholders	257

BENEFICIARIES BY DEMOGRAPHICS

Girls	Boys	Women	Men	Elderly Women	Elderly Men
278,992	230,812	221,828	168,929	29,900	24,988



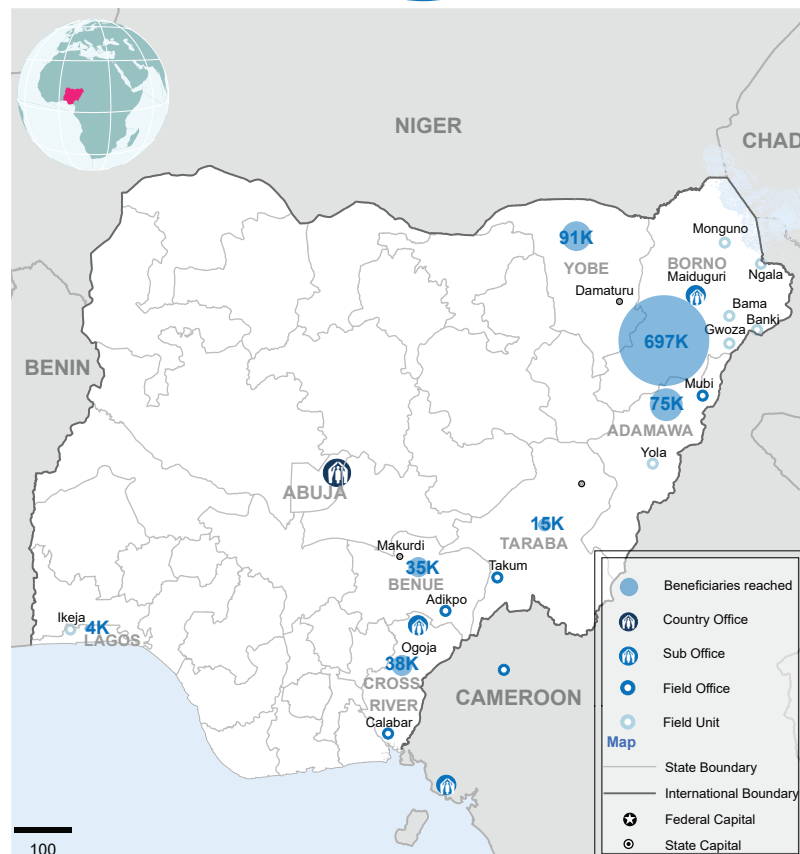
44%
Male



56%
Female

BENEFICIARIES BY ACTIVITY¹

CCCM	665,470
Protection Services ²	375,952
Non-food Items	71,885
Registration - Refugees & Asylum-seekers	68,851
Shelter	43,381
CBI	34,101
Vulnerability Screening	33,663
Health Assistance	29,724
Flow Monitoring	23,591
Spontaneous Returnees Registered	11,482



1.Data on activities should not be added as some interventions are provided to the same beneficiaries.

2.Including awareness raising, counselling, documentation, protection monitoring, referrals, SGBV and trainings.

Disclaimer: The boundaries and names shown and the designations used on this map do not imply official endorsement or acceptance by the United Nations.

Updated: 04 February 2021 Sources: OSGOF, UNHCR Feedback:nigabim@unhcr.org