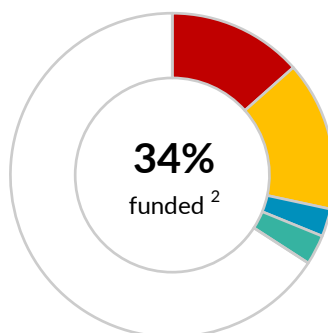
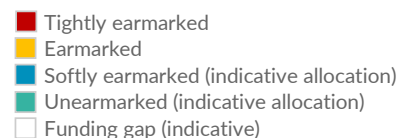


\$322.7 million

 UNHCR's financial requirements 2020 ¹

SOUTH-WEST ASIA

as of 9 July 2020


CONTRIBUTIONS ³ | USD

	■ Unearmarked	■ Softly earmarked	■ Earmarked	■ Tightly earmarked	Total
European Union	-	-	-	36,213,767	36,213,767
United States of America	-	5,900,000	13,855,000	-	19,755,000
Saudi Arabia	-	-	10,000,000	-	10,000,000
Japan	-	-	6,276,442	2,686,001	8,962,443
Denmark	-	-	7,657,193	-	7,657,193
CERF	-	-	-	2,236,500	2,236,500
Republic of Korea	-	-	-	2,100,000	2,100,000
Qatar	-	-	-	1,326,476	1,326,476
Canada	-	-	1,090,909	-	1,090,909
Germany	-	-	1,085,776	-	1,085,776
Switzerland	-	-	1,023,541	-	1,023,541
Norway	-	-	965,904	-	965,904
Luxembourg	-	-	523,013	-	523,013
France	-	-	285,087	-	285,087
J.S. Foundation	-	-	-	239,234	239,234
Czechia	-	204,750	-	-	204,750
IRTHI - NAMA Woman Advancement Establishment	-	-	-	200,000	200,000
Russian Federation	-	-	100,000	-	100,000
UN Programme On HIV/AIDS	-	-	-	75,300	75,300
United Nations Development Programme	-	-	-	68,805	68,805
Australia	-	-	21,909	-	21,909
Other private donors	-	-	-	99,437	99,437
Sub-total	-	6,104,750	42,884,774	45,245,520	94,235,044
Indicative allocation of funds and adjustments	9,636,124	2,877,493	5,321,512	(1,885,375)	15,949,755
Total	9,636,124	8,982,243	48,206,287	43,360,145	110,184,799

Methodology: Unearmarked funding is allocated and reallocated multiple times during the year to allow UNHCR to fund prioritised activities. This funding update includes an indicative allocation of funds so as to accurately represent the resources available for the sub-region. The contributions earmarked for South-West Asia shown above are combined with an indicative allocation of the softly earmarked and unearmarked contributions listed below. This allocation respects different levels of earmarking. Adjustments relate to programme support costs and carry-over.

OTHER SOFTLY EARMARKED CONTRIBUTIONS ⁴ | USD

United States of America 77.5 million | Germany 39.2 million | United Kingdom 24.8 million | Denmark 14.6 million | Canada 11.3 million | Private donors USA 7.4 million | Private donors Australia 4.6 million | Private donors Japan 3.9 million | Spain 3.4 million | Ireland 3.3 million | Sweden 3 million | France 2.8 million | Private donors United Kingdom 2 million

The World Bank | Norway | Morocco | Malta | Liechtenstein | Jersey | Iceland | Australia | Private donors

UNEARMARKED CONTRIBUTIONS ⁵ | USD


Sweden 76.4 million | **Norway** 41.4 million | **Private donors Spain** 39.8 million | **Netherlands** 36.1 million | **Denmark** 34.6 million | **United Kingdom** 31.7 million | **Germany** 25.9 million | **Private donors Republic of Korea** 20.5 million | **Switzerland** 16.4 million | **France** 14 million | **Private donors Japan** 11.7 million

Australia | Belgium | Bulgaria | Costa Rica | Estonia | Finland | Iceland | Indonesia | Ireland | Kuwait | Liechtenstein | Lithuania | Luxembourg | Malta | Monaco | Montenegro | New Zealand | Peru | Portugal | Qatar | Republic of Korea | Russian Federation | Saudi Arabia | Serbia | Singapore | Slovakia | South Africa | Sri Lanka | Thailand | Turkey | United Arab Emirates | Uruguay | Private donors

Notes:

1. The financial requirements for South-West Asia are for the operations in Afghanistan, Islamic Republic of Iran and Pakistan.
2. The percentage funded (34%) and total funding amount (\$110,184,799) are indicative based on the methodology described above. This leaves an indicative funding gap of \$212,544,105 representing 66% of the financial requirements.
3. Contributions to South-West Asia are shown by the earmarking modality as defined in the Grand Bargain.
4. Due to their earmarking at the region, or to a related situation or theme, the other softly earmarked contributions listed are those which can potentially be used in South-West Asia. Where a donor has contributed \$2 million or more, the total amount of the contributions is shown.
5. Contributed without restrictions on its use, unearmarked funding allows UNHCR critical flexibility in how best to reach refugees and other populations of concern who are in the greatest need and at the greatest risk. Where a donor has contribution \$10 million or more, the total amount of the contribution is shown.

For more information: <http://reporting.unhcr.org>

 Follow us on @UNHCRgov