

Somalia

1 - 30 April 2021

In April, 257,000 new internal displacements were monitored by the UNHCR-led Protection and Returns Monitoring Network (PRMN). Drivers include conflict and insecurity (243,000), drought related (12,000) and Other (2,000).

25,368
Refugees & Asylum-Seekers

At the end of April 2021, there were 25,368 refugees and asylum-seekers registered in Somalia, mainly from Ethiopia (13,266 asylum seekers and 4,162 refugees) and Yemen (6,897 refugees). The remaining 1,043 persons were from Syria (783), Tanzania (125) and Eritrea (90) and other countries (45).

Banadir (187,000) and Bay (49,000) regions received by far the highest numbers of displaced persons compared to other regions.

92,182

Refugee Returnees (2014 - 2021)

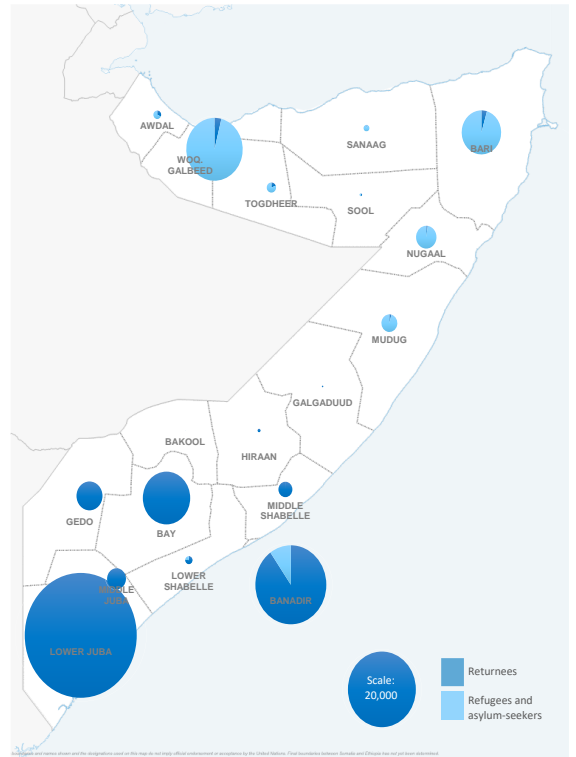
Since December 2014, 92,182 Somali refugees have voluntarily returned to Somalia with UNHCR assistance from different countries of asylum including Kenya, Yemen, Djibouti, Libya, Sudan and Eritrea. In addition, some 40,157 Somalis were monitored as arriving from Yemen since March 2015.

Population of concern

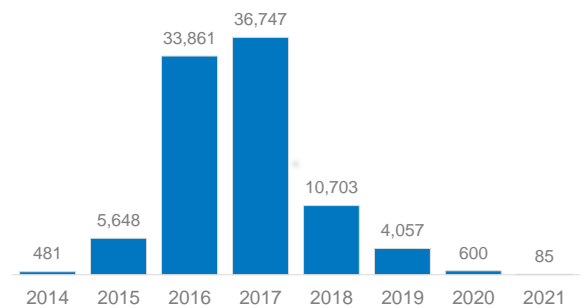
*Internally displaced persons	2,968,000
Returnees	92,182
Asylum-seekers	13,508
Refugees	11,860

*Estimated internally displaced persons as of March 2021 (Source: Information Management Working Group)

Returnees, refugee and asylum seekers map



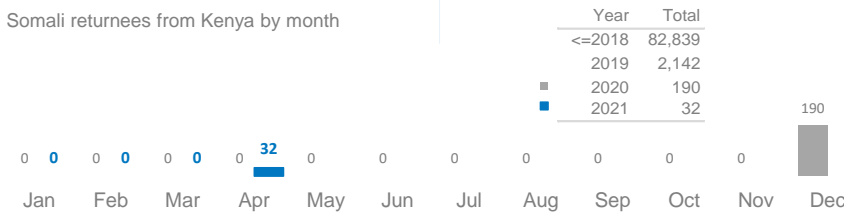
Number of returnees (with assistance from UNHCR) since 2014



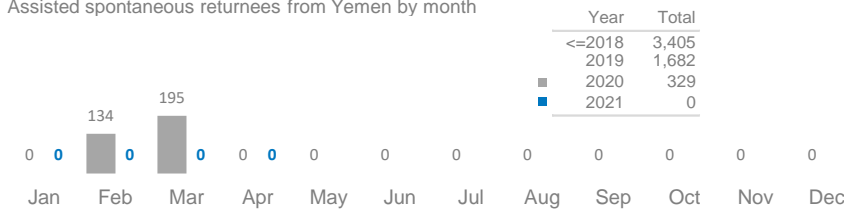
Region	Ethiopia	Yemen	Other
Woq. Galbeed	9,413	3,040	803
Bari	5,075	1,359	19
Nugaal	1,558	199	13
Mudug	1,003	28	15
Togdheer	187	86	32
Sanaag	131	14	4
Awdal	50	123	8
Banadir	6	1,980	149
Sool	5	12	
Middle Shabelle		1	
Lower Shabelle		55	
Other			
TOTAL	17,428	6,897	1,043

Region	Kenya	Yemen	Other
Lower Juba	54,489	16	126
Banadir	15,575	4,120	829
Bay	9,655	83	22
Gedo	2,922	2	43
Middle Juba	1,539		1
Middle Shabelle	798	41	25
Lower Shabelle	104	79	1
Hiraan	42	6	22
Woq. Galbeed	18	527	259
Galgaduud	15		3
Nugaal	13	29	16
Other	33	513	216
TOTAL	85,203	5,416	1,563

Somali returnees from Kenya by month



Assisted spontaneous returnees from Yemen by month

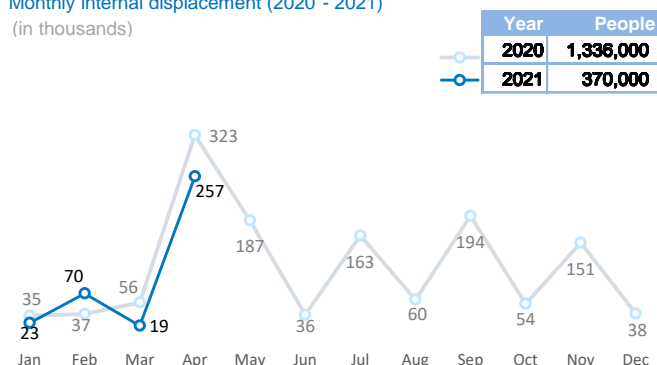


Somalia Internal DISPLACEMENT

Displacements monitored by UNHCR Protection and Return Monitoring Network (PRMN)

Monthly internal displacement (2020 - 2021)

(in thousands)



2021 displacement reasons

Conflict/Insecurity	314,000
Drought related	50,000
Other	4,000
Flood	2,000
Total	370,000

2021 top arrival regions

Banadir	198,000
Bay	59,000
Gedo	36,000
Lower Shabelle	16,000
Galgaduud	11,000
Middle Juba	8,000
Middle Shabelle	7,000
Mudug	6,000
Other	29,000
Total	370,000

April 2021 displacement reasons

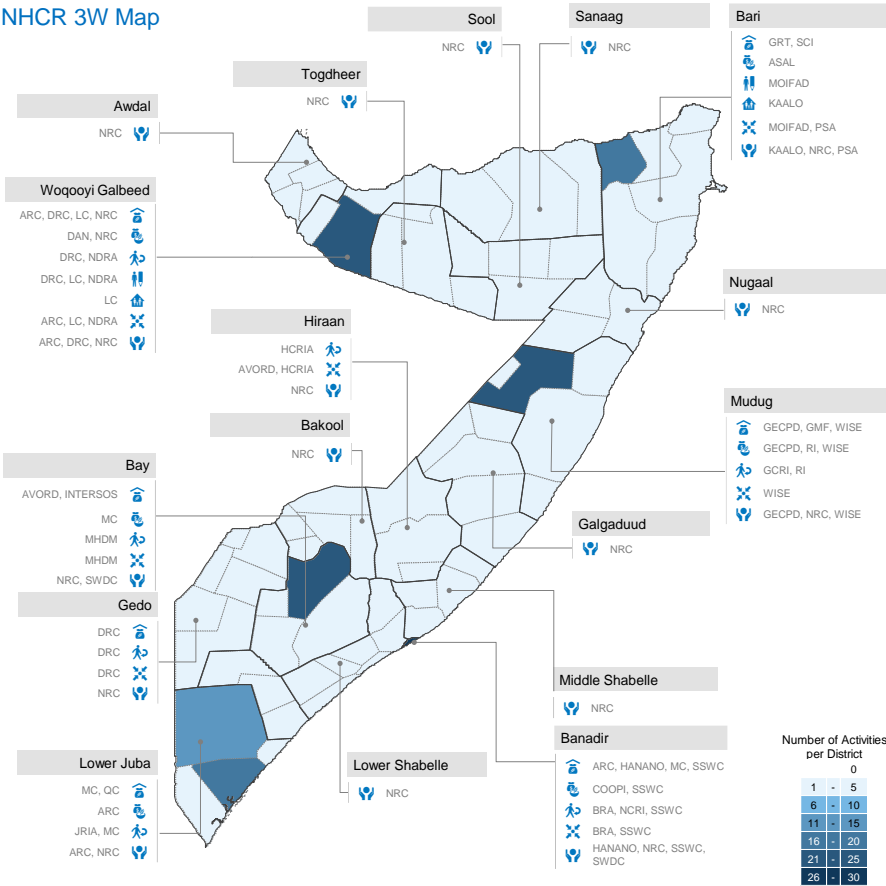
Conflict/Insecurity	243,000
Drought related	12,000
Flood	2,000
Other	1,000
Total	257,000

April 2021 top arrival regions

Banadir	187,000
Bay	49,000
Lower Shabelle	4,000
Galgaduud	2,000
Mudug	2,000
Middle Juba	2,000
Sool	1,000
Middle Shabelle	1,000
Other	9,000
Total	257,000

Somalia

UNHCR 3W Map



Activities info for 2020. Activities info for 2021 to be updated soon as the data is made available.

Number of activities by region and category

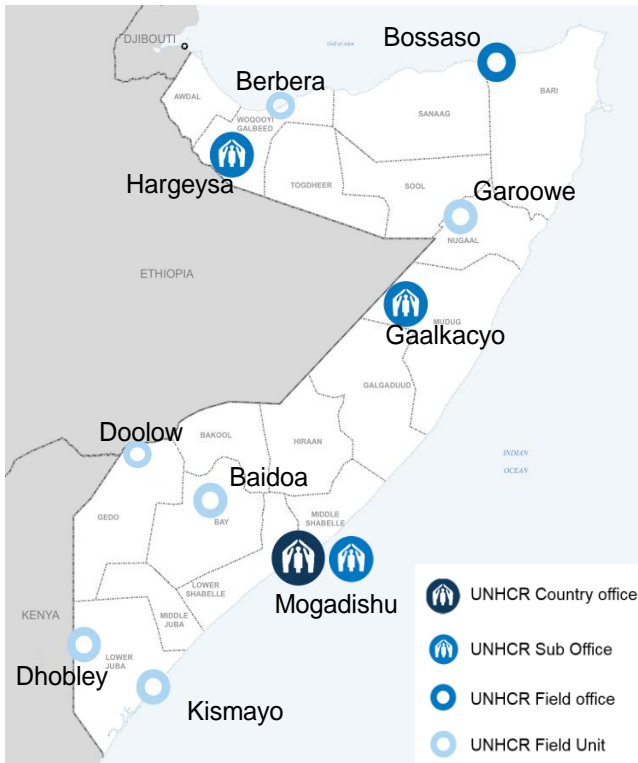
Region	Basic Needs	Leadership	Favourable Protection	Fair Protection	Durable Solutions	Security	Community Empowerment	Logistics	Total
Awdal									4
Bakool									5
Banadir	10	3	3					3	9
Bari	6	2	1	4	1			1	8
Bay	8	3	3					1	12
Galgaduud									5
Gedo	2		2					1	6
Hiraan			1					1	3
Middle Juba									3
Lower Juba	11	1	6						19
Mudug	5	3	4	1				1	11
Nugaal									3
Sanaag									4
Middle Shabelle									4
Lower Shabelle									7
Sool									4
Togdheer									4
Woqooyi Galbeed	6	3	5	2	3	1			6

Category	Sub-category
BASIC NEEDS AND ESSENTIAL SERVICES	Water, Transport, Cash Grants, Core Relief Items, Education, Health
LEADERSHIP, COORDINATION AND PARTNERSHIPS	Cluster Coordination - Protection, Shelter, CCCM
FAVOURABLE PROTECTION ENVIRONMENT	Facility Rehabilitation, Equipment, Peaceful Coexistence
FAIR PROTECTION PROCESSES AND DOCUMENTATION	Registration, Profiling, Civil Documentation
DURABLE SOLUTIONS	Return Assistance, Transit Center, Counseling
SECURITY FROM VIOLENCE AND EXPLOITATION	Legal Protection, SGBV Prevention & Response, Material Assistance, PRMN
COMMUNITY EMPOWERMENT, SELF RELIANCE AND SELF MANAGEMENT	Cash Grants, Employment, Business, Vocational Training
LOGISTICS AND OPERATIONS SUPPORT	PDM, Warehouse Management, Transport

UNHCR Presence

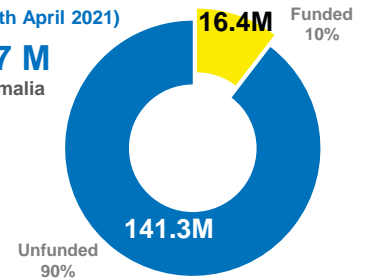
Staff
116 National Staff
45 International Staff
28 Affiliate Workforce

Offices
1 Country Office in Mogadishu
3 Sub-Offices in Gaalkacyo, Hargeysa and Mogadishu
1 Field Office in Bossaso
6 Field Units in Baidoa, Dhobley, Garoowe, Kismayo, Berbera and Doolow
1 Support Office in Nairobi



Funding (as of 20th April 2021)

USD 157.7 M requested for Somalia



UNEARMARKED CONTRIBUTIONS | USD

Norway 80 million | Sweden 66.9 million | Netherlands 36.1 million | Denmark 34.6 million | Germany 26 million | Private donors Spain 21.5 million | Switzerland 16.4 million | Ireland 12.5 million | Belgium 11.9 million | Private donors Republic of Korea 10.8 million

Algeria | Armenia | Australia | Bulgaria | Canada | Costa Rica | Estonia | Finland | Iceland | Liechtenstein | Luxembourg | Malta | Monaco | Montenegro | New Zealand | Philippines | Portugal | Republic of Korea | Russian Federation | Saudi Arabia | Singapore | Thailand | Turkey | Uruguay | Private donors

OTHER SOFTLY EARMARKED CONTRIBUTIONS | USD

United States of America 12.2 million | Canada 8.5 million

Contact

Johann Siffointe, Representative, Somalia
siffoint@unhcr.org, Cell: +252 616 141 315, Cell: +254 731 688 141

Links

[Somalia: Global Focus](#) - [Somalia: Information sharing portal](#) - [UNHCR Somalia](#) - [@UNHCRSom](#) - [Facebook: UNHCR Somalia](#) - [Somalia internal displacement](#)

UNHCR is grateful for the generous contributions of donors who have directly contributed to the UNHCR Somalia operation in 2020

