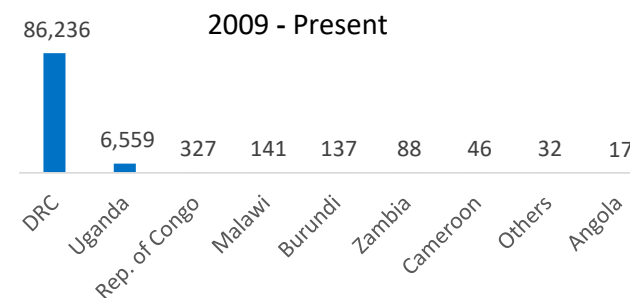
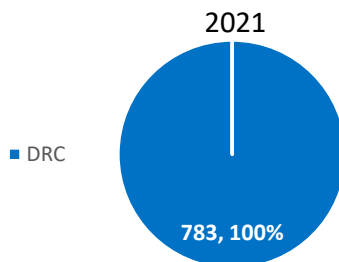
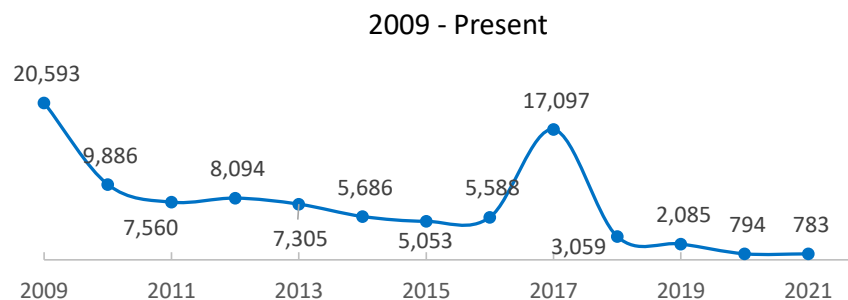


|           |                 |
|-----------|-----------------|
| 296       | Reporting Month |
| 783       | 2021 YTD        |
| 93,583    | 2009 - Present  |
| 3,458,526 | 1994 - Present  |


**TRENDS**

| District of Return | YTD | %   | 2009 - Present | %   |
|--------------------|-----|-----|----------------|-----|
| Karongi            | 35  | 4%  | 11,659         | 12% |
| Musanze            | 23  | 3%  | 8,648          | 9%  |
| Nyabihu            | 156 | 20% | 4,890          | 5%  |
| Rutsiro            | 55  | 7%  | 12,084         | 13% |
| Nyamasheke         | 40  | 5%  | 5,560          | 6%  |
| Rubavu             | 192 | 25% | 6,116          | 7%  |
| Ngororero          | 131 | 17% | 7,379          | 8%  |
| Rusizi             | 9   | 1%  | 4,043          | 4%  |
| Others             | 142 | 18% | 33,204         | 35% |


**YTD CASE LOAD**
