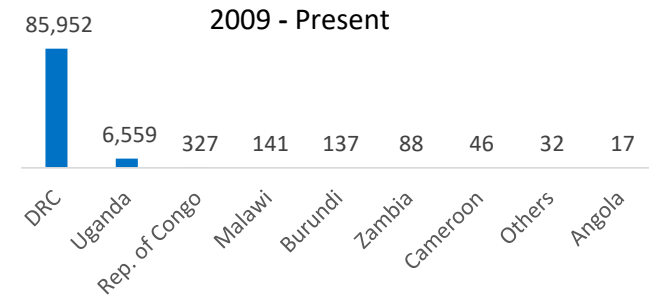
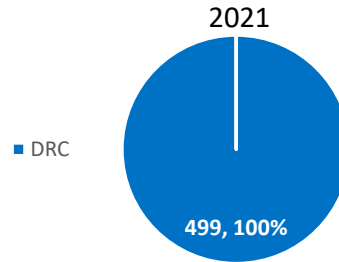
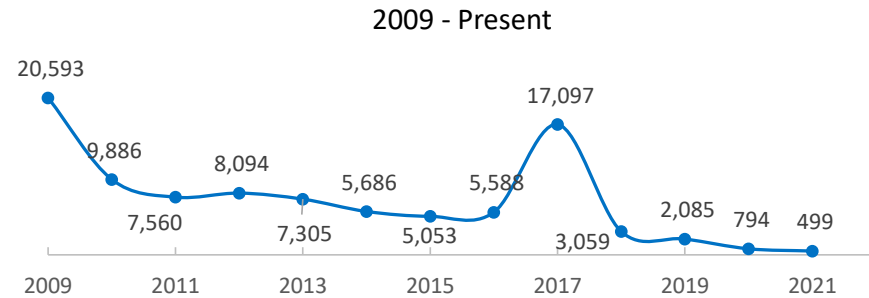


221	Reporting Month
499	2021 YTD
93,299	2009 - Present
3,458,242	1994 - Present


TRENDS

District of Return	YTD	%	2009 - Present	%
Karongi	22	4%	11,646	12%
Musanze	10	2%	8,635	9%
Nyabihu	104	21%	4,838	5%
Rutsiro	33	7%	12,062	13%
Nyamasheke	30	6%	5,550	6%
Rubavu	109	22%	6,033	6%
Ngororero	67	13%	7,315	8%
Rusizi	8	2%	4,042	4%
Others	116	23%	33,178	36%


YTD CASE LOAD
