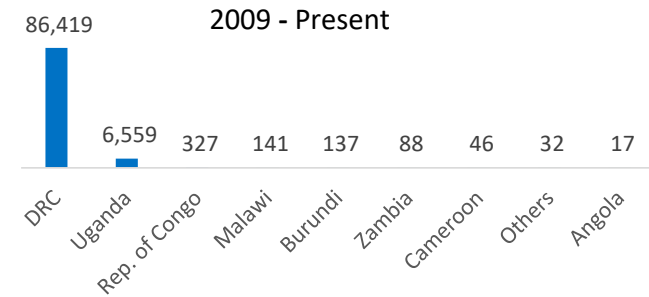
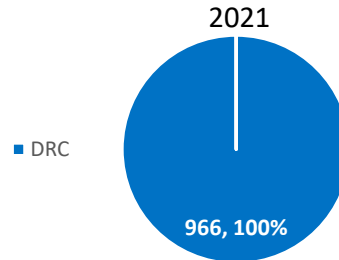
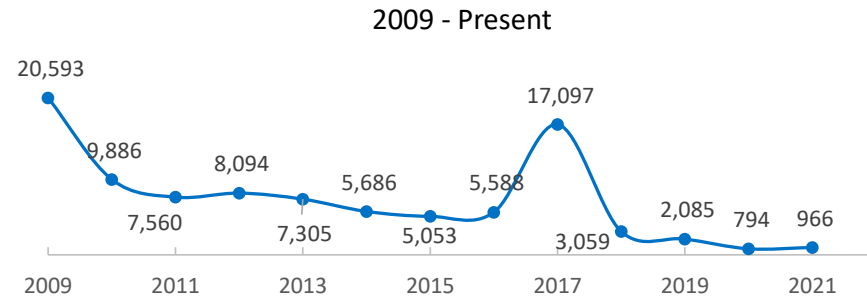


204	Reporting Month
966	2021 YTD
93,766	2009 - Present
3,458,709	1994 - Present


TRENDS

District of Return	YTD	%	2009 - Present	%
Karongi	44	5%	11,668	12%
Musanze	28	3%	8,653	9%
Nyabihu	182	19%	4,916	5%
Rutsiro	66	7%	12,095	13%
Nyamasheke	43	4%	5,563	6%
Rubavu	233	24%	6,157	7%
Ngororero	155	16%	7,403	8%
Rusizi	9	1%	4,043	4%
Others	206	21%	33,268	35%


YTD CASE LOAD
