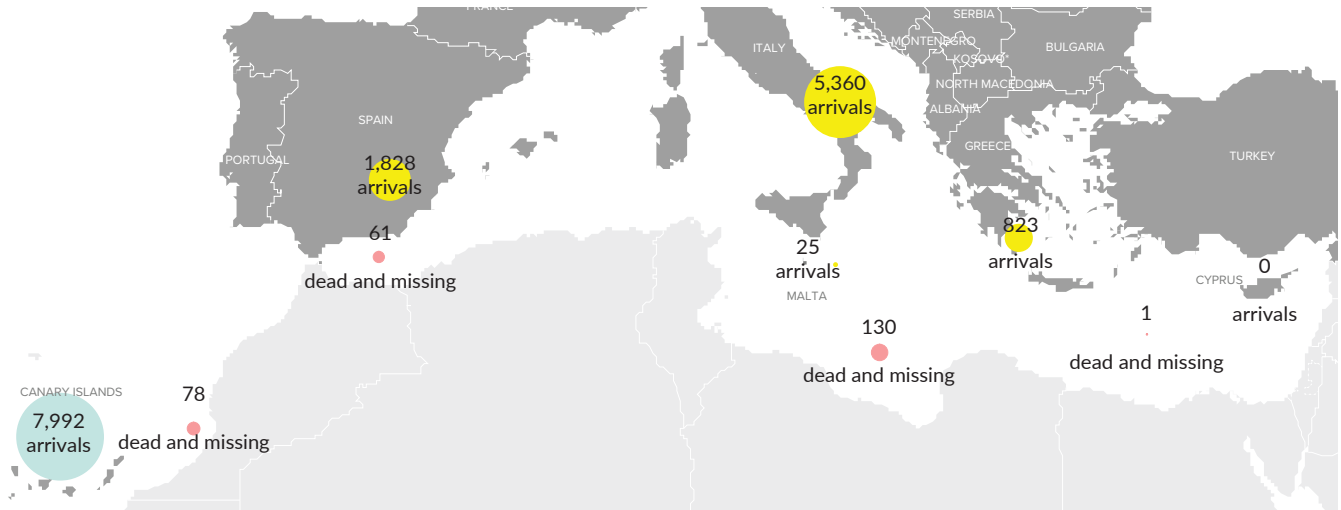


# EUROPE SITUATIONS: DATA AND TRENDS

## ARRIVALS AND DISPLACED POPULATIONS

### FIGURES as of 30 NOVEMBER 2020



Includes Serbia and Kosovo (S/RES/1244 [1999]). The boundaries and names shown, and the designations used on this map do not imply official endorsement or acceptance by the United Nations.

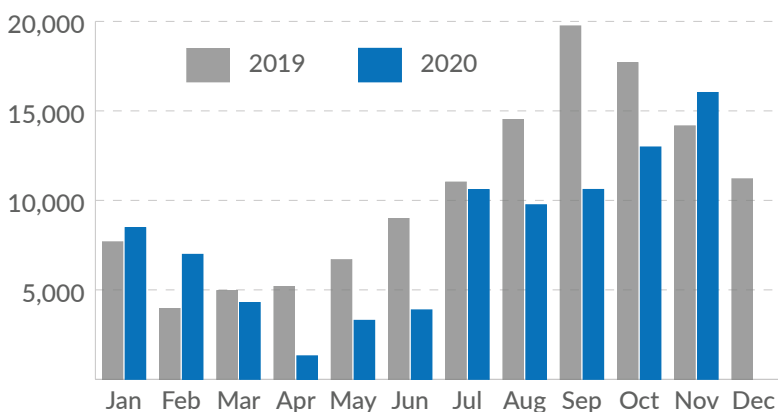
### CUMULATIVE FIGURES (1 JANUARY - 30 NOVEMBER 2020)

**88,232** estimated arrivals

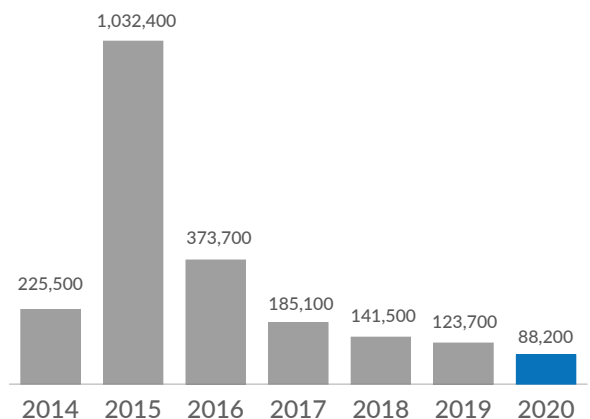
**1,458** estimated dead and missing<sup>1</sup>

CANARY ISLANDS ROUTE <sup>2</sup>	WESTERN MEDITERRANEAN ROUTE <sup>3</sup>	CENTRAL MEDITERRANEAN ROUTE <sup>4</sup>	EASTERN MEDITERRANEAN ROUTE <sup>5</sup>
<b>19,566</b> arrivals	<b>17,810</b> arrivals, of which	<b>34,844</b> arrivals	<b>16,012</b> arrivals, of which
no arrivals by land	<b>1,441</b> by land	no arrivals by land	<b>5,577</b> by land
<b>444</b> dead and missing	<b>265</b> dead and missing	<b>651</b> dead and missing	<b>98</b> dead and missing

Total Monthly Arrivals through the Mediterranean routes and the Canary Islands route



Yearly arrivals (rounded)



<sup>1</sup> Dead and missing figures refer to the Mediterranean and Canary Islands routes. Information is compiled from a variety of sources, the quality and reliability of which can vary. While every effort has been made to ensure that all statistical information is verified, figures on dead and missing at sea represent an estimate. Triangulation of information and sources is performed on a continuous basis. Therefore amendments in figures may occur, including retroactively. In November 2020, the estimates of dead and missing along the Canary Islands route have been revised downward as new information has become available.

<sup>2</sup> Includes sea arrivals in Canary Islands (Spain) via the Atlantic Ocean.

<sup>3</sup> Includes sea and land arrivals in Spain via the Western Mediterranean route.

<sup>4</sup> Includes sea arrivals in Italy and Malta.

<sup>5</sup> Includes sea and land arrivals in Greece and sea arrivals in Cyprus.

## ARRIVALS TO EUROPE

**50%**

of all sea arrivals to Europe during November 2020 were to the **Canary Islands**

In total, 16,028 people arrived to Europe through Mediterranean and Canary Islands routes in November 2020, representing an increase of 14% compared to November 2019. Most arrivals to Europe in November via sea routes were to the Canary Islands, where almost 8,000 people arrived from West and North Africa, almost three times the number that arrived there in the whole of 2019. However, the total number of arrivals to Europe since the beginning of the year remains lower compared with the same period last year (22% decrease).

In November, arrivals to the Canary Islands represented 81% of arrivals to Spain. Since the beginning of the year, 52% of total arrivals in Spain were on the Canary Islands. As of the end of November, Spain had received the highest number of arrivals in Europe in 2020, some 37,300 by land and sea, slightly more than Italy, which received some 32,600 in the same period. In November, 78 people are believed to have died or gone missing along the route to the Canary Islands.

Some 5,360 refugees and migrants arrived in Italy by sea in November, including over 4,900 in the first half of the month. Sea arrivals decreased dramatically in the second half of the month, mainly due to poor weather conditions, in line with seasonal trends in previous years. Arrivals to Italy increased by 54% this month compared to October and were more than four times the number of arrivals in November 2019. Arrivals in November came primarily from Libya (56%), Turkey (9%) and Tunisia (3%). During the first half of the month, four shipwrecks occurred and over 100 persons were reported dead or missing at sea following departure from Libya.

Just 823 refugees and migrants arrived in Greece in November, the majority by the land route and only some 200 by sea. Sea arrivals in November almost doubled compared to the previous month (125) but decreased by 90% compared to November 2019 (8,312). The Turkish Coast Guard reported rescuing or intercepting almost 1,200 people in November, some of whom were allegedly pushed back from Greece.

**i** For more information please visit <https://data2.unhcr.org/en/situations/mediterranean>

## SOUTH EASTERN EUROPE<sup>6</sup>

As part of mixed movements, in November, arrivals to South Eastern Europe decreased by 34% compared to October and by 29% compared to November 2019, with some 3,693 persons estimated to have entered the subregion this month, mainly crossing from Greece to North Macedonia.

In total, an estimated 52,870 people arrived in or transited through South Eastern Europe between 1 January and 30 November 2020. In November, 47 persons submitted an asylum application across all countries in the subregion, a 78% decrease compared to October 2020.

**i** For more information please visit <https://data2.unhcr.org/en/situations/westbalkans>

## OTHER SITUATIONS

### Turkey

Refugees<sup>7</sup> **3.6 million**  
Asylum-seekers<sup>7</sup> **328,000**

% of Syrians among the refugees **92%**

**i** For more information, please see the [UNHCR Turkey Operational Update October 2020](#)

### Ukraine

Internally displaced persons<sup>8</sup> **734,000**  
Refugees<sup>9</sup> **2,200**  
Asylum-seekers<sup>10</sup> **2,600**  
Stateless persons<sup>11</sup> **35,700**  
Other persons of concern<sup>12</sup> **1.68 million**

**i** For more information, please see the [UNHCR Ukraine Operational Update October 2020](#)

<sup>6</sup> Includes Albania, Bosnia and Herzegovina, Montenegro, North Macedonia, Serbia and Kosovo (S/RES/1244 [1999]).

<sup>7</sup> UNHCR - [Global Report 2019](#).

<sup>8</sup> Residing more permanently in government-controlled areas (GCA). OCHA - [2020 Humanitarian Needs Overview - Ukraine](#), January 2020.

<sup>9</sup> Refugees, including persons with complementary protection, UNHCR, State Migration Service of Ukraine as of 30 June 2020.

<sup>10</sup> UNHCR as of 31 October 2020.

<sup>11</sup> UNHCR, State Migration Service of Ukraine as of 30 June 2020.

<sup>12</sup> Estimated number of vulnerable, conflict-affected persons living along the 'contact line' in government-controlled areas (GCA) and non-government controlled areas (NGCA), Protection Cluster, UNHCR - 2020.