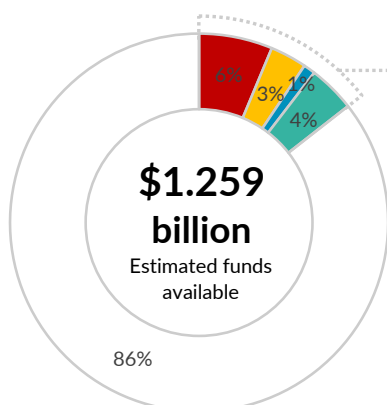
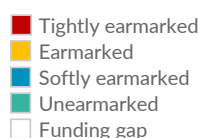


\$8.722 billion

Current budget


14%

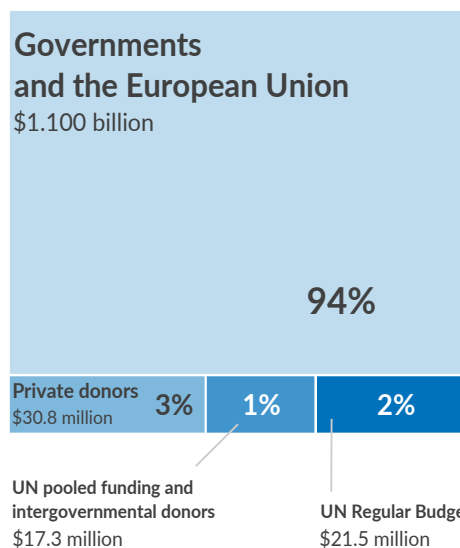
Estimated funds available **


\$7.463 billion

Projected funding gap *

Global Overview

as at 25 February 2019



* A detailed breakdown is available at the end of this overview.
 ** Percentages may not add up to 100% due to rounding.

CONTRIBUTIONS ¹ | USD

	■ Unearmarked	■ Softly earmarked	■ Earmarked	■ Tightly earmarked	Total
Total	349,649,744	88,239,355	262,610,242	447,775,719	1,148,275,060
European Union	-	-	-	372,362,657	372,362,657
Germany ^R	27,303,754	83,424,784	20,872,728	11,922,643	143,523,909
United States of America ^R	-	-	125,000,000	-	125,000,000
Sweden ^R	90,447,827	-	5,515,111	886,752	96,849,691
Denmark	54,886,416	-	317,319	12,306,261	67,509,996
United Kingdom of Great Britain and Northern Ireland	31,694,696	-	13,279,670	7,141,015	52,115,381
Norway	44,491,277	-	1,170,823	240,316	45,902,416
Netherlands ^R	37,542,662	-	-	693,507	38,236,169
Switzerland ^R	15,060,241	-	14,056,225	314,021	29,430,487
Australia ^R	-	-	24,521,812	-	24,521,812
Belgium ^R	9,876,543	-	11,376,564	781,250	22,034,357
Finland ^R	-	-	20,000,000	77,015	20,077,015
Republic of Korea	3,425,000	-	6,259,241	5,017,278	14,701,519
Italy ^R	-	-	2,729,885	7,797,174	10,527,060
Qatar	8,200,000	-	-	1,335,000	9,535,000
Canada	9,251,101	-	-	-	9,251,101
Luxembourg ^R	-	523,013	4,916,318	968,365	6,407,696
Private donors in Spain	5,928,418	86,009	1,855	-	6,016,283
Private donors in the United States of America	200	740,474	-	3,994,202	4,734,876
Private donors in the Republic of Korea	3,427,825	446,252	30,343	23,614	3,928,034
Joint United Nations Programme on HIV/AIDS	-	-	-	2,677,400	2,677,400
International Organization for Migration	-	-	876,126	1,400,056	2,276,182
UN-Habitat	-	-	2,209,438	-	2,209,438

	■ Unearmarked	■ Softly earmarked	■ Earmarked	■ Tightly earmarked	Total
Saudi Arabia	1,000,000	-	-	1,164,001	2,164,001
Russian Federation	550,000	300,000	950,000	200,000	2,000,000
Private donors in Italy	1,692,589	22,597	7,136	69,937	1,792,260
Education Cannot Wait ^M	-	-	-	1,760,063	1,760,063
Private donors in Qatar	-	-	-	1,745,433	1,745,433
Private donors in the United Kingdom of Great Britain and Northern Ireland	81,377	415,402	1,376	1,228,000	1,726,156
African Development Bank	-	-	4,005	1,555,618	1,559,623
Private donors in Sweden	1,290,044	64,357	139	-	1,354,540
United Nations - African Union Hybrid Operation in Darfur	-	-	1,334,410	-	1,334,410
Private donors in the Netherlands	146,666	27,548	255	1,118,542	1,293,012
Private donors in Germany	-	815,155	160,735	255,663	1,231,553
United Nations Peacebuilding Fund ^M	-	-	275,000	929,501	1,204,501
Private donors in Canada	559,657	392,203	718	198,575	1,151,154
Czechia	-	-	1,136,364	-	1,136,364
Austria	624,573	-	283,754	122,019	1,030,346
Private donors in China	804,607	92,571	7,670	99,955	1,004,803
Kuwait ^R	-	-	1,000,000	-	1,000,000
Japan	-	-	-	981,311	981,311
China ^R	-	-	800,000	175,086	975,086
Private donors in Kuwait	4,783	27,186	164	886,276	918,409
World Food Programme	-	-	423,573	461,511	885,084
Country-based Pooled Funds ^M	-	-	-	798,159	798,159
United Nations Trust Fund for Human Security	-	-	380,311	332,734	713,045
Monaco	45,506	-	113,766	507,166	666,438
Private donors in the United Arab Emirates	46,014	248,406	9,301	355,477	659,198
Spain ²	-	-	476,464	142,207	618,671
Private donors in Switzerland ^R	40,383	33,553	178,033	327,379	579,348
Private donors in Egypt	4,085	3,628	576	509,616	517,905
Private donors in Thailand	-	117,303	371,071	-	488,374
Spotlight Initiative to eliminate violence against women and girls	-	-	455,494	-	455,494
Intergovernmental Authority on Development	-	-	-	424,990	424,990
Private donors in Japan	-	349,781	-	-	349,781
United Nations Children's Fund	-	-	56,000	292,898	348,898
United Nations Office for Project Services	-	-	-	345,131	345,131
Private donors in Saudi Arabia	121,848	34,560	3,306	180,292	340,006
Turkey ^R	-	-	300,000	-	300,000
Private donors in Lebanon	127,539	31,422	2,847	116,432	278,241
Ireland	-	-	189,725	34,130	223,854
United Arab Emirates	200,000	-	-	-	200,000
Private donors in Mexico	-	-	173,267	-	173,267
United Nations	-	-	-	166,000	166,000
United Nations Post-Conflict Multi-Partner Trust Fund for Colombia ^M	-	-	-	163,602	163,602
France	-	-	-	153,799	153,799
Private donors in Brazil	29,292	4,736	117,308	-	151,336
Private donors in the Philippines	81,094	-	34,755	-	115,848
Estonia	113,636	-	-	-	113,636

	■ Unearmarked	■ Softly earmarked	■ Earmarked	■ Tightly earmarked	Total
United Nations Education, Scientific and Cultural Organization	-	-	-	108,070	108,070
Colombia	-	-	106,323	-	106,323
Peru	100,506	-	-	-	100,506
Algeria	100,000	-	-	-	100,000
Indonesia	60,000	-	-	-	60,000
Singapore	60,000	-	-	-	60,000
Slovenia	-	-	57,405	-	57,405
Lithuania	-	-	34,130	-	34,130
Uruguay	30,000	-	-	-	30,000
Fund to End Violence Against Children ^M	-	-	-	29,182	29,182
Thailand	20,000	-	-	-	20,000
Sri Lanka	15,000	-	-	-	15,000
Slovakia	11,481	-	-	-	11,481
Montenegro	11,377	-	-	-	11,377
Serbia	5,000	-	-	-	5,000
Miscellaneous private donors ³	136,724	38,415	31,400	64,438	270,977
Total	349,649,744	88,239,355	262,610,242	447,775,719	1,148,275,060

Notes:

1. Voluntary contributions recorded in 2019 are listed with their earmarking modality as defined in the "grand bargain".

2. Includes a total of \$476,464 in contributions from other public sources channelled through *España con ACNUR*.

3. Contributions from private donors are shown here where the total for the country is less than \$100,000.

M. Denotes a multi-donor funding mechanism.

R. Denotes donors of reserve pledges for which the level of earmarking is unknown. These are provisionally classified as "earmarked".

Summary table as at 25 February 2019

In millions of US dollars

Original budget		8,591.1
Supplementary budgets		131.1
Current budget	(A)	8,722.2
Voluntary contributions in 2019		1,148.3
Voluntary contributions in 2018 for activities with implementation in 2019		90.2
Voluntary contributions in 2019 for activities with implementation in future years		(0.8)
United Nations regular budget		21.5
Estimated funds available	(B)	1,259.1
Projected funding gap	(C) = (B) - (A)	(7,463.0)

For more information see <http://reporting.unhcr.org>.

 Follow us on @UNHCRgov