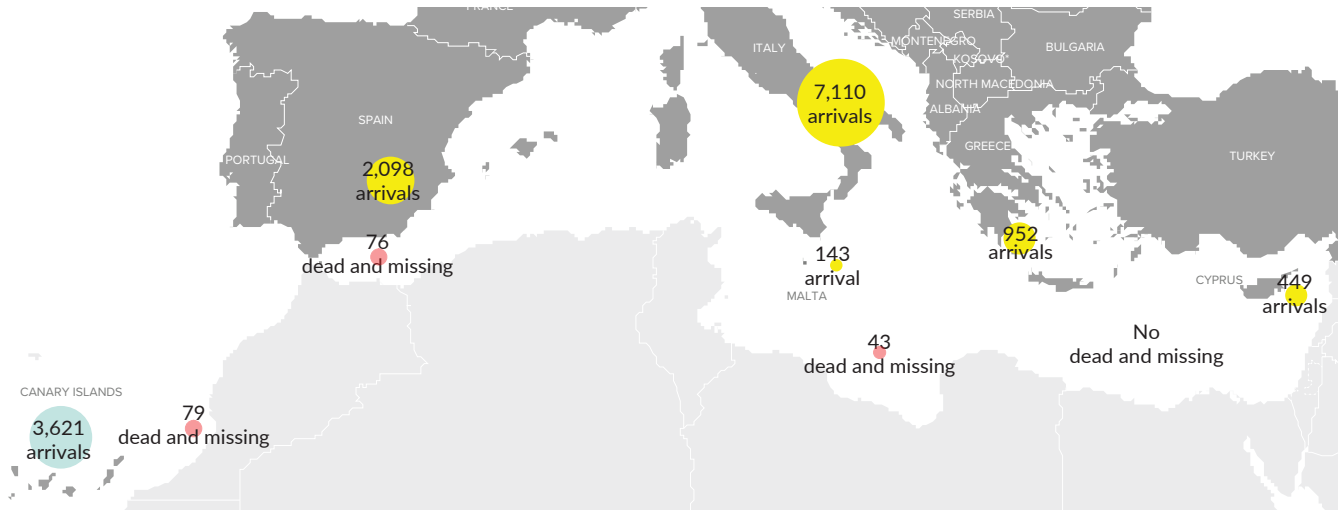


EUROPE SITUATIONS: DATA AND TRENDS

ARRIVALS AND DISPLACED POPULATIONS

OCTOBER FIGURES (1-31 OCTOBER 2021)



Includes Serbia and Kosovo (S/RES/1244 [1999]). The boundaries and names shown, and the designations used on this map do not imply official endorsement or acceptance by the United Nations.

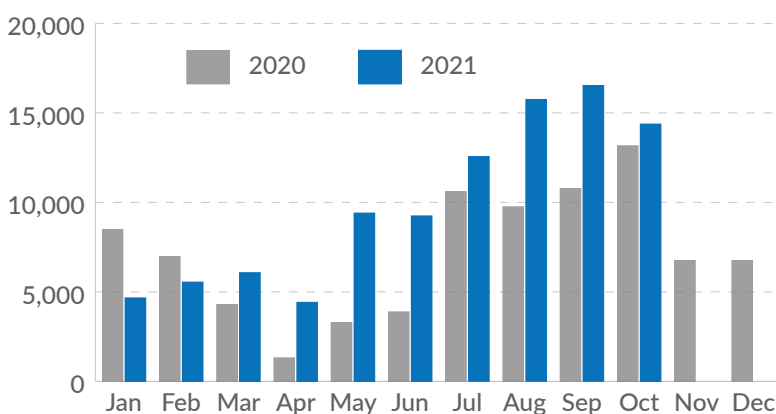
CUMULATIVE FIGURES¹ (1 JANUARY - 31 OCTOBER 2021)

98,560 estimated arrivals

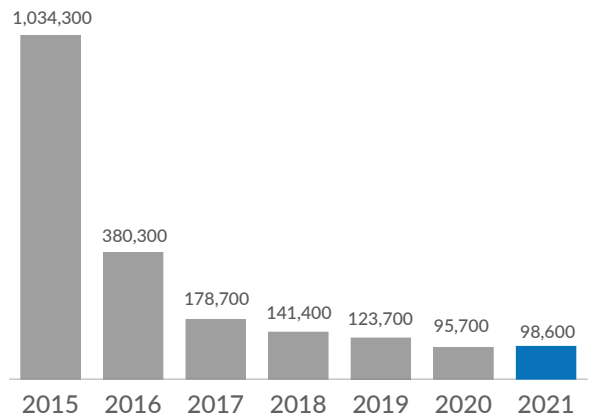
2,543 estimated dead and missing at sea

CANARY ISLANDS ROUTE ²	WESTERN MEDITERRANEAN ROUTE ³	CENTRAL MEDITERRANEAN ROUTE ⁴	EASTERN MEDITERRANEAN ROUTE ⁵
16,913 arrivals	17,861 arrivals, of which	54,046 sea arrivals	9,740 arrivals, of which
no arrivals by land	1,068 by land	no arrivals by land	4,142 by land
959 dead and missing	387 dead and missing	1,178 dead and missing	19 dead and missing

Total monthly arrivals through the Mediterranean and Canary Islands routes



Yearly arrivals (rounded)



¹ Dead and missing figures refer to the Mediterranean and Canary Islands routes. Information is compiled from a variety of sources, the quality and reliability of which can vary. While every effort has been made to ensure that all statistical information is verified, figures on some arrivals, as well as dead and missing at sea, represent an estimate. Triangulation of information and sources is performed on a continuous basis. Therefore, amendments in figures may occur, including retroactively.

² Includes sea arrivals in Canary Islands (Spain) via the Atlantic Ocean.

³ Includes sea and land arrivals in Spain via the Western Mediterranean route.

⁴ Includes sea arrivals in Italy and Malta.

⁵ Includes sea and land arrivals in Greece and sea arrivals in Cyprus.

ARRIVALS TO EUROPE

In October, some 14,400 refugees and migrants arrived in Europe via the Mediterranean and Canary Islands routes, a 13% decrease compared to September, while overall arrivals from January through October 2021 (98,600) represent a 36% increase compared to the same period last year.

50%

decrease in arrivals
in Greece so far in
2021 compared to the
same period in 2020

Arrivals in Italy in October remained stable (+3%) compared to September. Out of some 7,100 refugees and migrants who arrived in Italy this month, 38% had departed from Libya, 34% from Turkey and 23% from Tunisia. In October, arrivals in Italy from Turkey increased by 44%, while arrivals from Libya decreased by 6% compared to September. Meanwhile, some 2,100⁶ refugees and migrants who departed from Libya in October were intercepted or rescued by Libyan authorities and disembarked back in Libya, a 15% increase compared to September. According to available data, most people departing from Libya so far this year were from Sudan, Bangladesh and Mali, while people arriving in Italy from Turkey originated mainly from the Islamic Republic of Iran, Iraq and Afghanistan.

Of the 5,700 refugees and migrants who arrived in Spain in October (a 32% decrease of compared to last month), 63% arrived in the Canary Islands. Arrivals in the Canary Islands in October (3,621) decreased by 9% compared to September. Overall, the number of arrivals in Spain from January to October 2021 through the Western Mediterranean and Canary Islands routes was 12% higher than in the same period last year.

Some 950 refugees and migrants arrived in Greece this month, 43% more than in September and 35% more than the monthly average (705) from January to September 2021. The overall number of arrivals in Greece from January through October 2021 was nearly 50% lower than in the same period last year, as allegations of pushbacks at land and sea borders continued. Turkish authorities reported rescuing or intercepting some 2,700 refugees and migrants at sea in October, a 27% decrease compared to September. In addition, a higher number of refugees and migrants arrived by sea in Cyprus in September (477) and October this year (449) as compared to the monthly average of 190 arrivals reported from January to August.

i For more information, please visit <https://data2.unhcr.org/en/situations/mediterranean>

SOUTH EASTERN EUROPE⁷

Some 3,000 persons arrived in or transited through the subregion as part of mixed movements in October, a 23% decrease compared to September. From January through October 2021, 26,280 people arrived in or transited through the subregion, 45% fewer than in the same period in 2020. Out of overall arrivals so far in 2021, some 5,200 were Afghans, a 61% decrease compared to the same period last year (some 13,100).

In October, 117 persons submitted an asylum application, a 31% decrease compared to September. Nineteen positive first-instance decisions were issued in October (10 refugee status and 9 subsidiary protection status), while 18 applications were rejected and 44 were closed, as the applicants were no longer present in the country of application. As of the end of October, 516 asylum applications were still pending across the subregion.

Since the beginning of the year, 79 positive first-instance decisions have been issued (32 refugee status and 47 subsidiary protection status), 142 asylum applications rejected and 862 asylum applications closed after the applicants absconded from the asylum procedure.

i For more information, please visit <http://data2.unhcr.org/en/situations/southeasterneurope>

OTHER SITUATIONS

Turkey

Refugees	4 million
Asylum-seekers	330,000
% of Syrians among the refugees	98%

i For more information, please see the [UNHCR Turkey Operational Update Sep. 2021](#)

Ukraine

Internally displaced persons ⁸	734,000
Refugees	2,300
Asylum-seekers	2,700
Stateless persons	35,900
Other persons of concern ⁹	1.62 million

i For more information, please see the [UNHCR Ukraine Operational Update Sep. 2021](#)

⁶ <https://data2.unhcr.org/en/documents/details/89463>

⁷ Includes Albania, Bosnia and Herzegovina, Montenegro, North Macedonia, Serbia and Kosovo (S/RES/1244 [1999]).

⁸ Residing more permanently in government-controlled areas (GCA). OCHA - [2021 Humanitarian Needs Overview - Ukraine](#), February 2021.

⁹ Estimated number of vulnerable, conflict-affected persons living along the 'contact line' in government-controlled areas (GCA) and non-government controlled areas (NGCA), Protection Cluster, UNHCR - December 2020.