



AZRAQ CAMP


 **37,775**
Total population

 **20.19%**
under five years old

 **61.14%**
children,
102 unaccompanied/separated

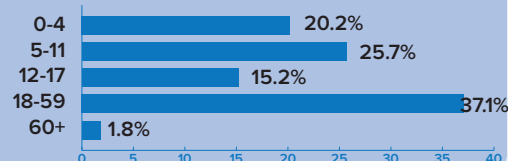
 **1 in 4**
households
headed by women

 **1,420 (3.76%)**
persons with disabilities

 **8,669**
shelters currently in use

PLACE OF ORIGIN IN SYRIA	TOTAL
Homs	19%
Aleppo	18%
Dara'a	13%
Ar-raqqa	8%
Rural Damascus	8%
Other areas	34%

AGE BREAKDOWN




COVID-19 RESPONSE

- ◆ 975 refugees registered in the MoH platform to take the vaccine
- ◆ 621 confirmed cases of COVID-19 (as of end of Feb)
- ◆ 14 active cases
- ◆ Over 28,000 PCR tests conducted
- ◆ 8 refugees vaccinated (dose)
- ◆ Over 750 registered for the vaccine
- ◆ Enhanced communication and community engagement
- ◆ Surveillance and monitoring
- ◆ 50-bed-capacity quarantine area

KEY FACTS & FIGURES

- ◆ 80% of school-aged children currently enrolled in education
 - 12,029 children from KG2 to Grade 12 (49% female) enrolled in formal education
 - 274 children (58% female) enrolled in MoE-recognized non-formal education
- ◆ 4,012 work permits registered in the databases, including 1,121 females
- ◆ 1,694 refugees, including 45% female, engaged in the Incentive-Based Volunteer (IBV) scheme
- ◆ 375 formal shops owned by refugees and host community
- ◆ 4,902 average weekly health consultations per week


ZAATARI CAMP


 **78,783**
Total population

 **18.5%**
under five years old

 **54.8%**
children

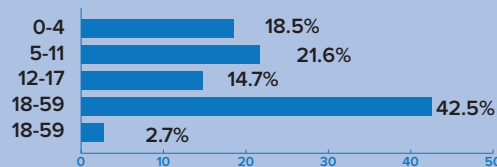
 **1 in 3**
households
headed by women

 **2,647 (3.36%)**
persons with disabilities

 **26,000**
shelters currently in use

PLACE OF ORIGIN IN SYRIA	TOTAL
Dara'a	80%
Rural Damascus	14%
Damascus	2%
Homs	2%
Other areas	2%

AGE BREAKDOWN



COVID-19 RESPONSE

- ◆ **1,355** confirmed cases of COVID-19 (as of end of Feb)
- ◆ **25** active cases
- ◆ Over **24,400** PCR tests conducted
- ◆ **237** refugees vaccinated (incl. 163 who received the second dose)
- ◆ Zaatari in-camp vaccination centre operating as of 15 Feb
- ◆ Enhanced communication and community engagement
- ◆ Surveillance and monitoring
- ◆ Mask House producing **1,200** masks daily
- ◆ **431** additional 3x3m prefabricated rooms added to households with persons at high risk of infection of COVID-19

KEY FACTS & FIGURES

- ◆ **19,243** children currently enrolled in education, with **6,159** children out of school
91 KG2 classrooms benefitting **2,149** children | non-formal education benefitting **1,357** students
4,426 children and **3,142** parents benefitting from integrated learning support offered by UNICEF Makani centres
- ◆ **32** schools and **58** community centres
- ◆ **14,073** work permits (appx. 39% of Zaatari's working-age population), including 23% female
- ◆ **4,105** refugees, including 37% female, engaged in the Incentive-Based Volunteer (IBV) scheme
- ◆ **3,506** average weekly health consultations per week
- ◆ **1,100** caravans repaired based on specific needs assessments