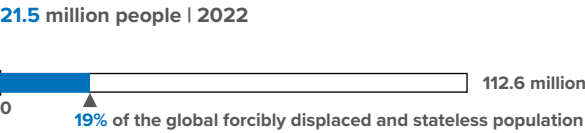
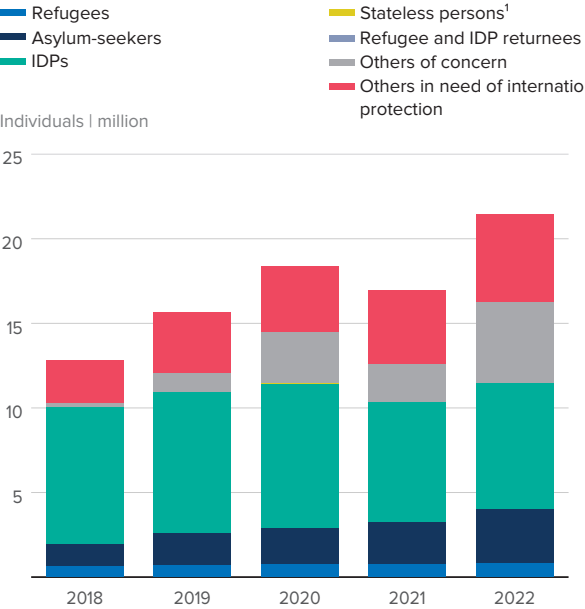


POPULATION AND FUNDING OVERVIEW

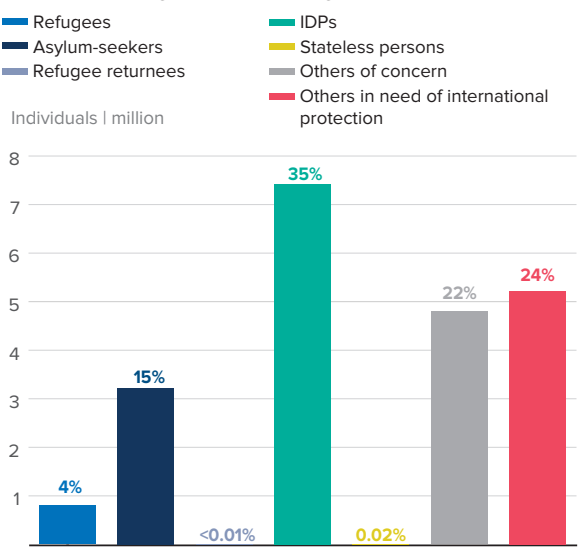
Forcibly displaced and stateless population



Displacement trend | 2018-2022



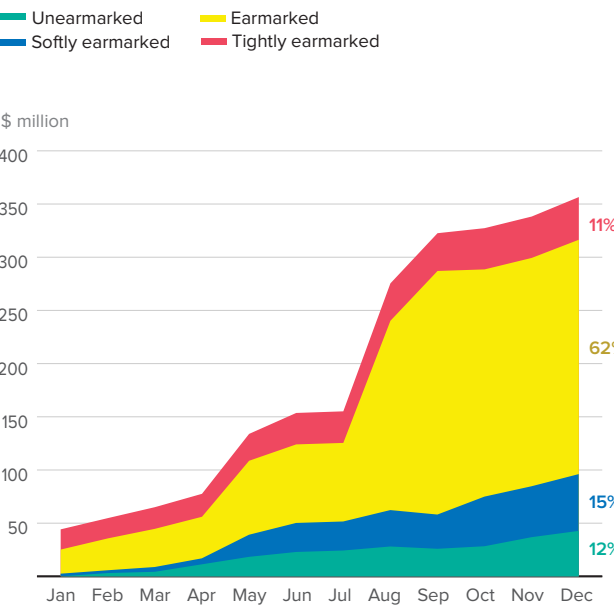
Breakdown by population type in 2022



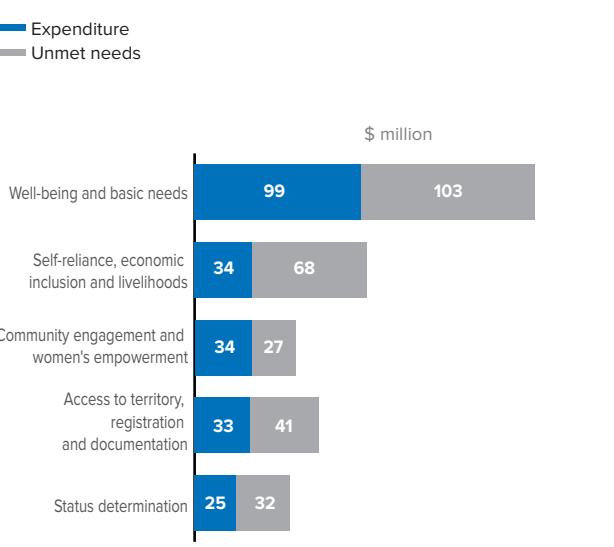
Regional funding and earmarking



Monthly evolution of funding | 2022

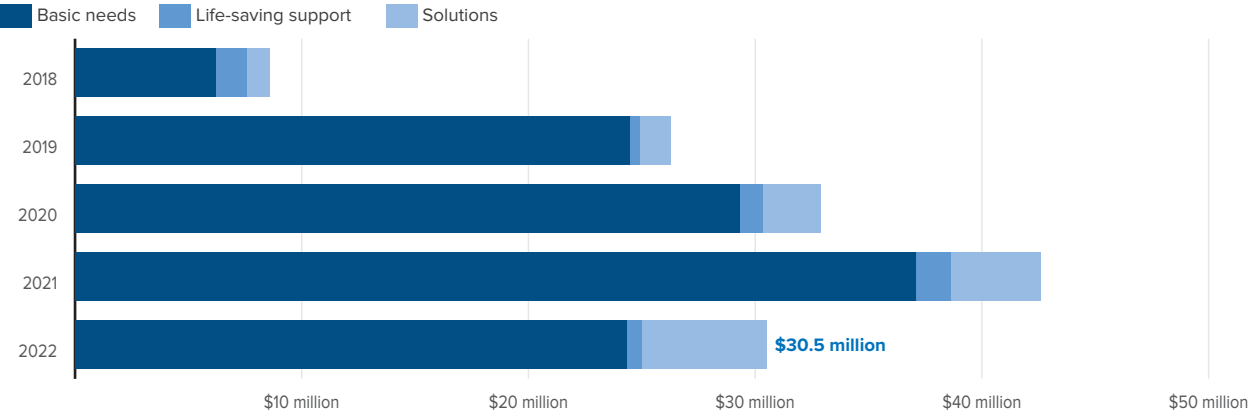


Top five areas of expenditure in 2022

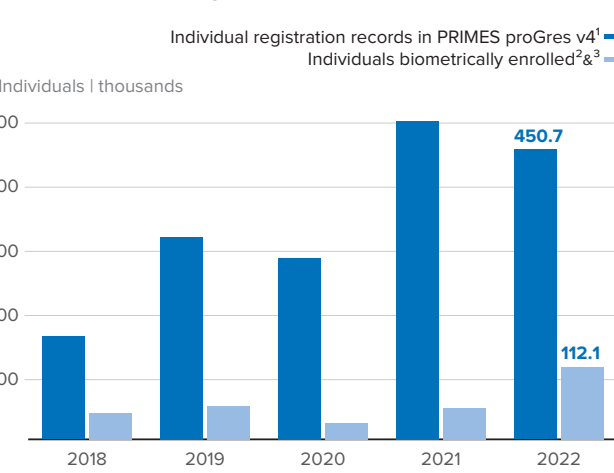


TRENDS IN RESPONSE

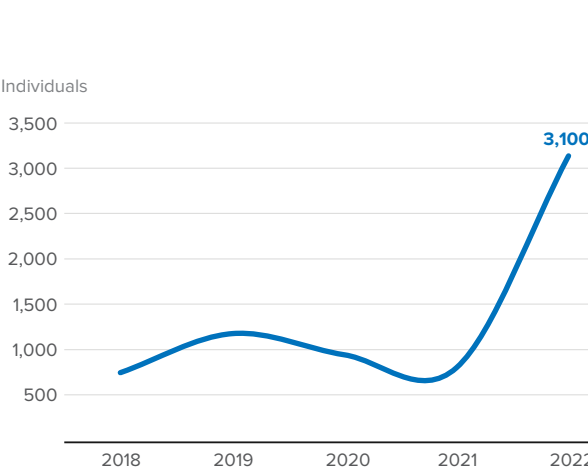
Cash assistance by sector | 2018-2022



New individual registration records | 2018-2022



Resettlement departures | 2018-2022



¹ Including all forcibly displaced and stateless people registered in 2022 as "active", "hold", "inactive", or "closed".
² Excludes biometric registration in Panama.
³ The expansion of BIMS in some regions led to an increase in individuals enrolled.

MULTI-SECTOR MONITORING RESULTS

Protection

1.6 million forcibly displaced and stateless people accessed protection services

• 2021 result: 1.1 million

471,000 forcibly displaced and stateless children accessed protection services

Basic needs

193,600 forcibly displaced and stateless people received cash assistance

• 2021 result: 261,000

Accountability to affected populations

86% of countries had a multi-channel feedback and response system that was designed based on consultations with forcibly displaced and stateless people

Health

187,200 forcibly displaced and stateless people received essential healthcare services

• 2021 result: 241,200

40,400 women and girls received sexual and reproductive health services (ante- or post-natal care, delivery, contraceptive or gender-based violence clinical services)

• 2021 result: 44,800

91,500 forcibly displaced and stateless people received mental health and psychosocial support services

For more detailed information on UNHCR's response please visit [Global Focus](#)