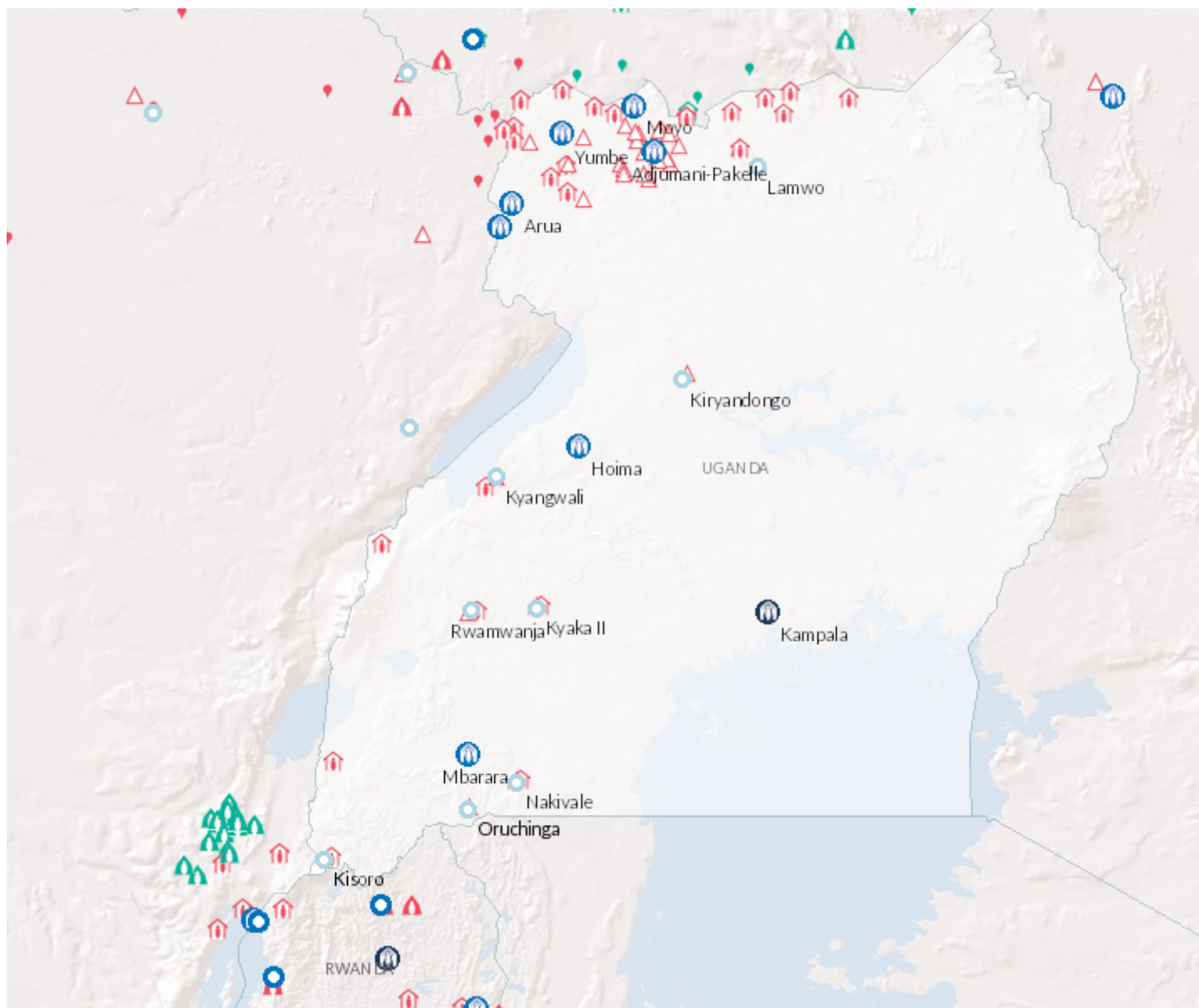




## Operation: Uganda



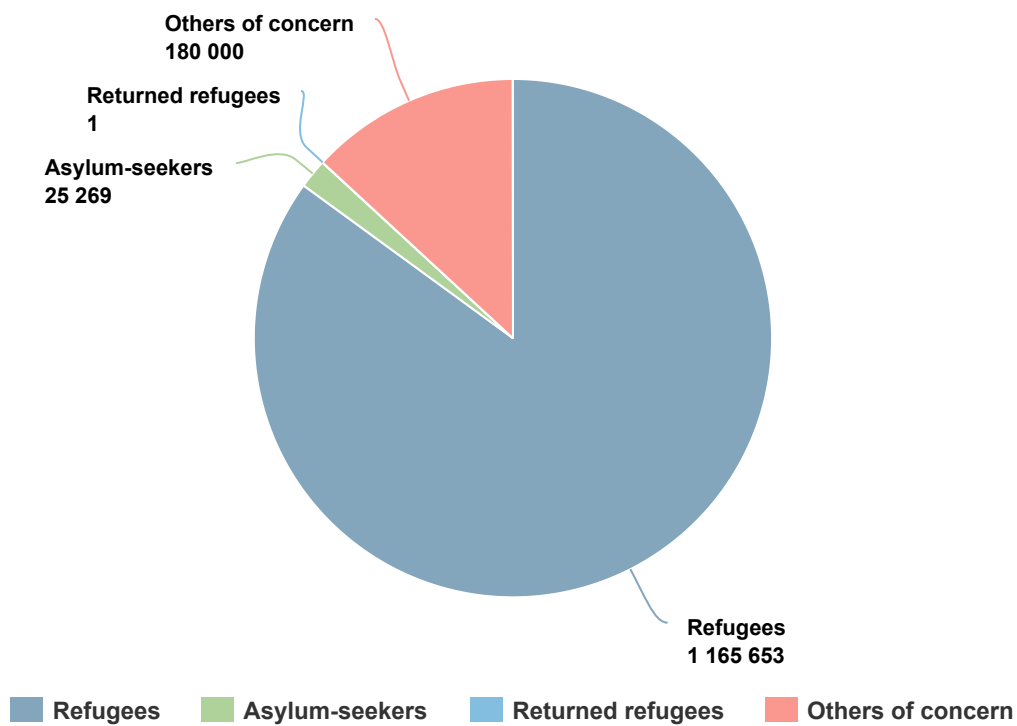
# People of Concern

**13% DECREASE IN 2018**

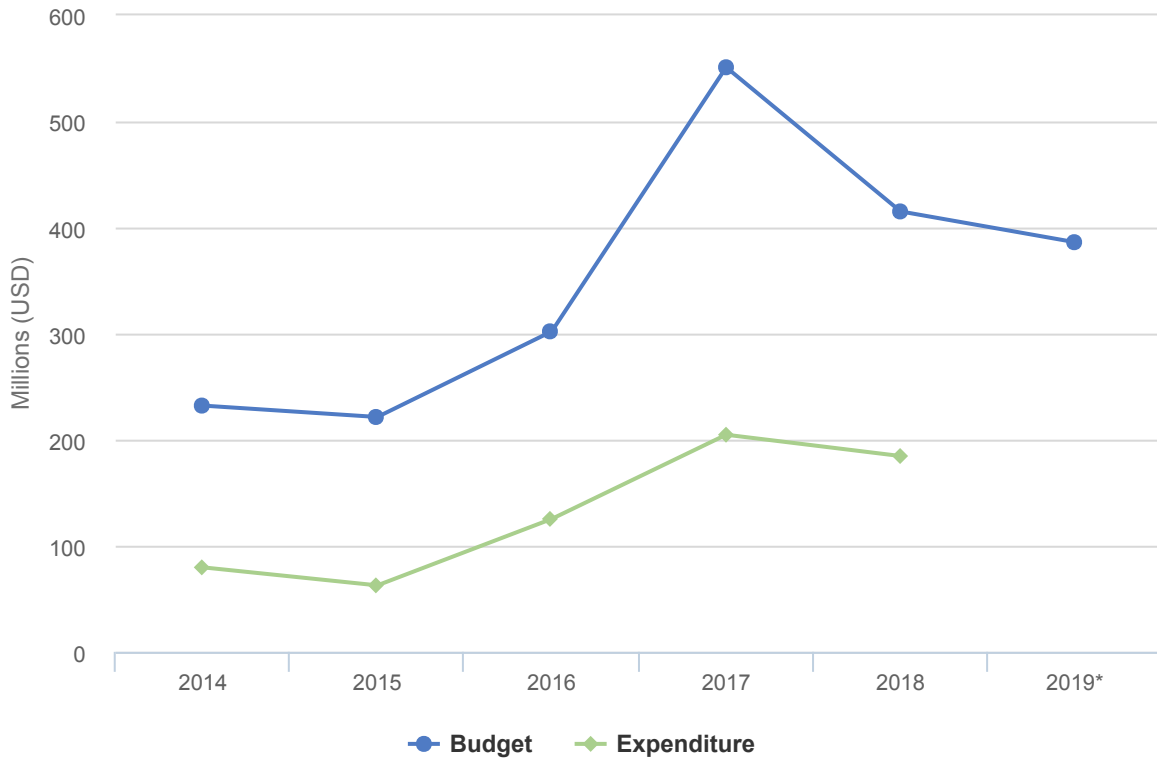
---

<b>2018</b>	1,370,923
<b>2017</b>	1,575,148
<b>2016</b>	1,162,715

---



# Budgets and Expenditure for Uganda



## Operational context

Throughout 2018, refugees continued to arrive to Uganda from Burundi, the Democratic Republic of the Congo (DRC) and South Sudan. Uganda continued to maintain an open-door policy for forcibly displaced persons and granted *prima-facie* status to refugees from the DRC and South Sudan. Guided by its Refugee Coordination Model, the Government of Uganda and UNHCR coordinated the responses of over 100 partners implementing the Refugee Response Plan in the country.

Work continued under the Comprehensive Refugee Response Framework, with line ministries and development actors increasing their engagement in the refugee response. Progress has been made towards adopting a more comprehensive and inclusive approach to refugee matters in Uganda's development agenda.

In response to allegations of corruption and fraud in the refugee response, UNHCR conducted a verification exercise of the refugee population together with the Government which provided thorough systems reviews and the strengthening of key functions and processes. UNHCR engaged closely with the Government, donors and WFP to pursue a "joint plan of action on transparency and accountability" and established a risk management function.

## Population trends

Between March and October 2018, a countrywide verification exercise was conducted during which the entire refugee population was registered in the biometric identity management system (BIMS) and ProGres Version 4. By the end of December 2018, just under 3,300 people of concern were pending biometric registration compared to more than 58,200 at the end of 2017.

By the end of the year, there were 1,370,922 refugees and asylum-seekers in Uganda: including, some 1,165,653 Refugees, 25,269 Asylum-Seekers and 180,000 Others of concern to UNHCR.

Over 180,300 new arrivals were registered across the country in 2018, in addition to nearly 19,800 new births. Women and children constituted 84% of the refugee population, with children representing some 62%, 52% of the population is female, while 3% are elderly.

## Key achievements

- The launch of the "Education response plan for refugees and host communities in Uganda", aimed at providing access to quality education for more than 567,000 refugee and host community children in Uganda, led by Ministry of Education and coordinated with key stakeholders.
- A verification process across 30 refugee settlements for over 1.3 million refugees and asylum seekers was successfully completed. BIMS and ProGres Version 4 were accepted by Government as tools to be used for continuous registration.
- The physical safety and security in reception and registration places were improved through increased presence of law enforcement officials.
- The crude mortality and under five mortality rates were maintained at 0.1 death every 1,000 people per month – below the non-emergency standard of 1:1,000 per month.
- 47 water schemes were commissioned and implemented (bringing the total to 132), improving access to sustainable water supply systems and further reducing water trucking.
- Projects in various sectors (WASH, environment, health, education, livelihoods and roads) benefitted host and displaced communities and resulted into improved relationships between UNHCR and local authorities and communities.

## Unmet needs

- The operation received 47% of its financial requirements in 2018.
- Underfunding in 2018 led to limited capacity to respond to child protection and education needs; assure necessary SGBV prevention and response; environmental protection activities; as well as reduced support to host communities and permanent community infrastructure, such as schools and health centres.
- As a result of the continuous arrival of refugees from the DRC, transit centres were congested, affecting the ability to respond to the needs of new arrivals – distribution of NFIs was limited and delays were experienced in the plot demarcation process.
- Other sectors in the response to the DRC emergency were affected with available funds re-prioritized to respond to potential disease outbreaks. Due to outbreaks of cholera and Ebola in some refugee settlements in the DRC, in 2018 UNHCR and partners deployed resources to strengthen screening measures at entry points and expand traditional and community-based disease surveillance systems.



# 2018 Expenditure for Uganda | USD

The following table presents the final budget and funds available by pillar and the final expenditure at the objective-level, as reported at year-end.

	Pillar 1 Refugee programme	Pillar 2 Stateless programme	Total
<b>Final Budget</b>	<b>415,003,072</b>	<b>200,000</b>	<b>415,203,072</b>
Income from contributions*	95,225,605	0	95,225,605
Other funds available / transfers	90,300,164	49,645	90,349,809
<b>Total funds available</b>	<b>185,525,769</b>	<b>49,645</b>	<b>185,575,414</b>
<b>Expenditure by Objective</b>			
<b>Favourable Protection Environment</b>			
Law and policy	383,718	0	383,718
Administrative Institutions and Practice	0	49,645	49,645
Legal remedies and legal assistance	1,806,881	0	1,806,881
Access to territory	644,086	0	644,086
Public attitudes towards persons of concern	36,240	0	36,240
<b>Subtotal</b>	<b>2,870,925</b>	<b>49,645</b>	<b>2,920,570</b>
<b>Fair Protection Processes and Documentation</b>			
Reception conditions	5,088,440	0	5,088,440
Registration and profiling	11,512,125	0	11,512,125
Status determination	654,445	0	654,445
Individual documentation	497,263	0	497,263
Civil status documentation	545,831	0	545,831
<b>Subtotal</b>	<b>18,298,104</b>	<b>0</b>	<b>18,298,104</b>
<b>Security from Violence and Exploitation</b>			
Protection from crime	1,706,276	0	1,706,276
SGBV prevention and response	3,508,333	0	3,508,333
Child protection	4,095,282	0	4,095,282
<b>Subtotal</b>	<b>9,309,890</b>	<b>0</b>	<b>9,309,890</b>
<b>Basic Needs and Essential Services</b>			
Health	23,933,384	0	23,933,384
Reproductive health and HIV/ Aids response	4,156,203	0	4,156,203
Nutrition	2,071,238	0	2,071,238
Water	14,250,908	0	14,250,908
Sanitation and hygiene	5,606,555	0	5,606,555
Shelter and infrastructure	14,334,565	0	14,334,565

	Pillar 1 Refugee programme	Pillar 2 Stateless programme	Total
Energy	1,313,022	0	1,313,022
Basic and domestic and hygiene Items	12,251,261	0	12,251,261
Services for persons with specific needs	4,408,724	0	4,408,724
Education	13,277,360	0	13,277,360
<b>Subtotal</b>	<b>95,603,218</b>	<b>0</b>	<b>95,603,218</b>
<b>Community Empowerment and Self Reliance</b>			
Community mobilization	4,856,146	0	4,856,146
Co-existence with local communities	3,255,598	0	3,255,598
Natural resources and shared environment	2,102,695	0	2,102,695
Self-reliance and livelihoods	6,036,537	0	6,036,537
<b>Subtotal</b>	<b>16,250,976</b>	<b>0</b>	<b>16,250,976</b>
<b>Durable Solutions</b>			
Voluntary return	300,622	0	300,622
Resettlement	1,703,522	0	1,703,522
<b>Subtotal</b>	<b>2,004,144</b>	<b>0</b>	<b>2,004,144</b>
<b>Leadership, Coordination and Partnerships</b>			
Coordination and partnerships	4,318,600	0	4,318,600
<b>Subtotal</b>	<b>4,318,600</b>	<b>0</b>	<b>4,318,600</b>
<b>Logistics and Operations Support</b>			
Supply chain and logistics	16,494,959	0	16,494,959
Operations management, coordination and support	19,397,103	0	19,397,103
<b>Subtotal</b>	<b>35,892,061</b>	<b>0</b>	<b>35,892,061</b>
<b>2018 Expenditure Total</b>	<b>184,547,919</b>	<b>49,645</b>	<b>184,597,564</b>

*\*Income from contributions includes indirect support costs that are recovered from contributions to Pillars 3 and 4, supplementary budgets and the "New or additional activities – mandate-related" (NAM) Reserve. Contributions towards all pillars are included under Pillar 1.*