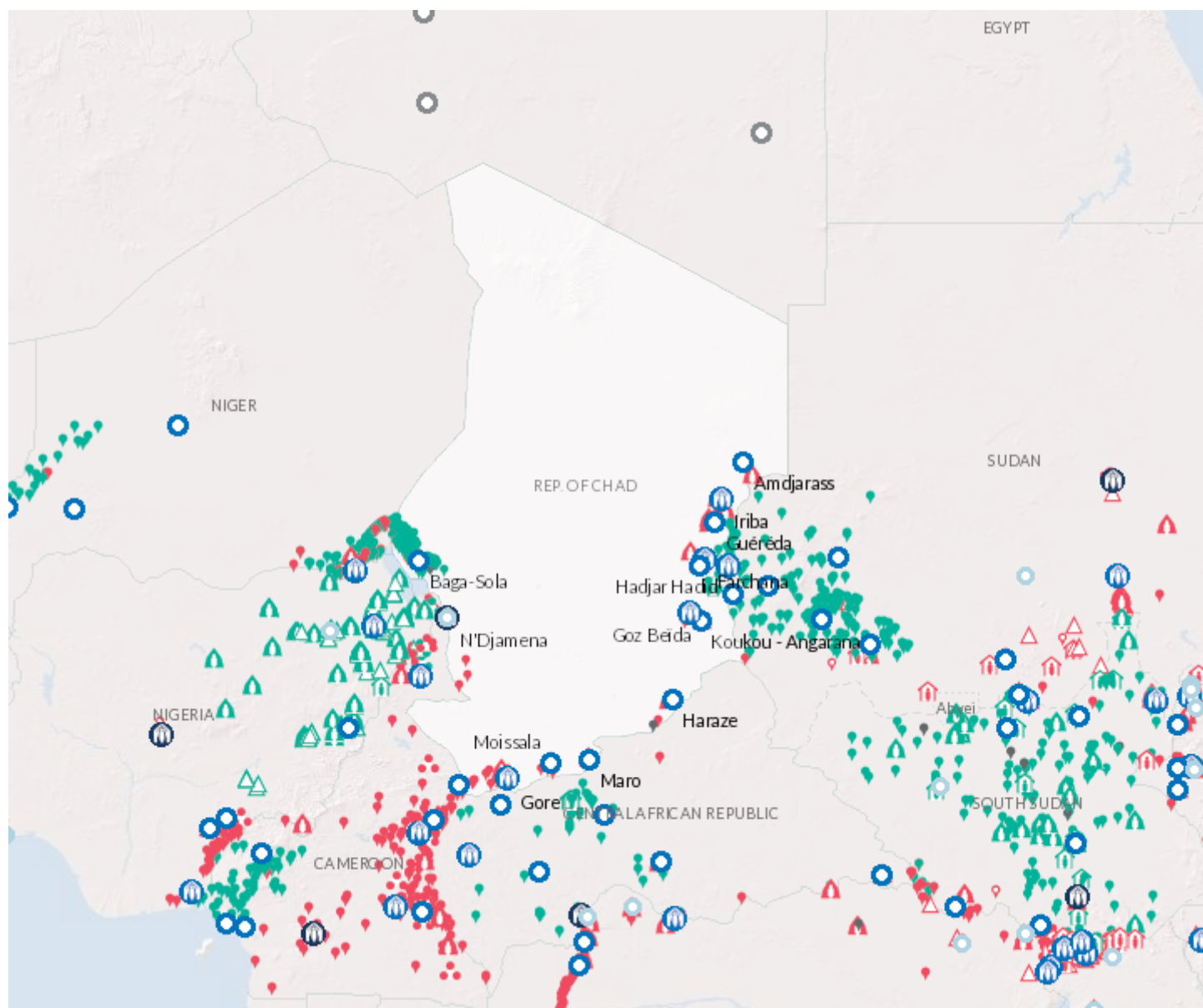


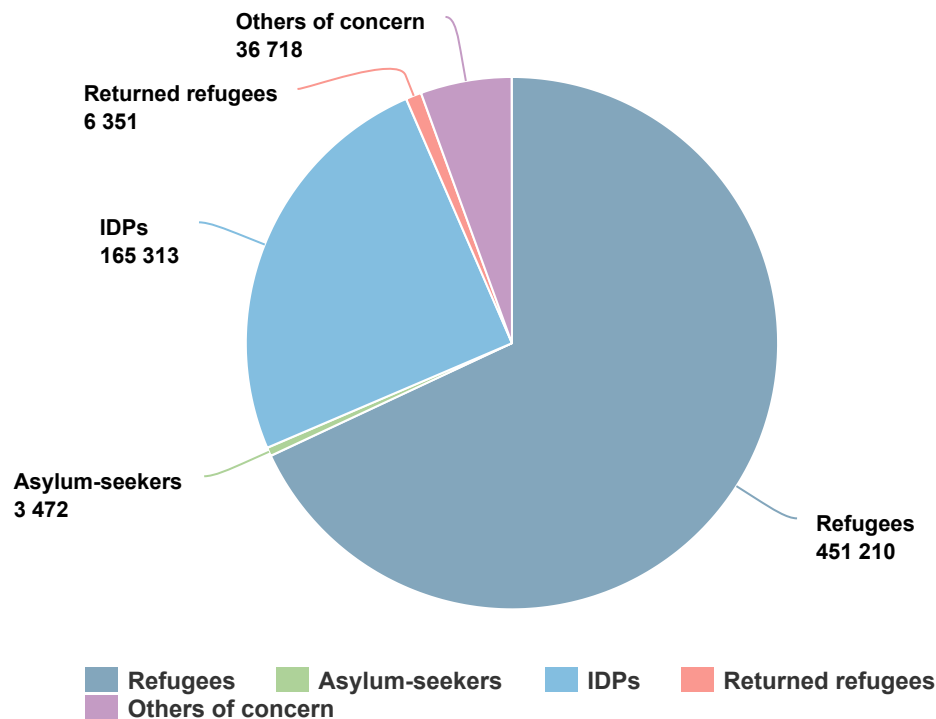
Operation: Chad



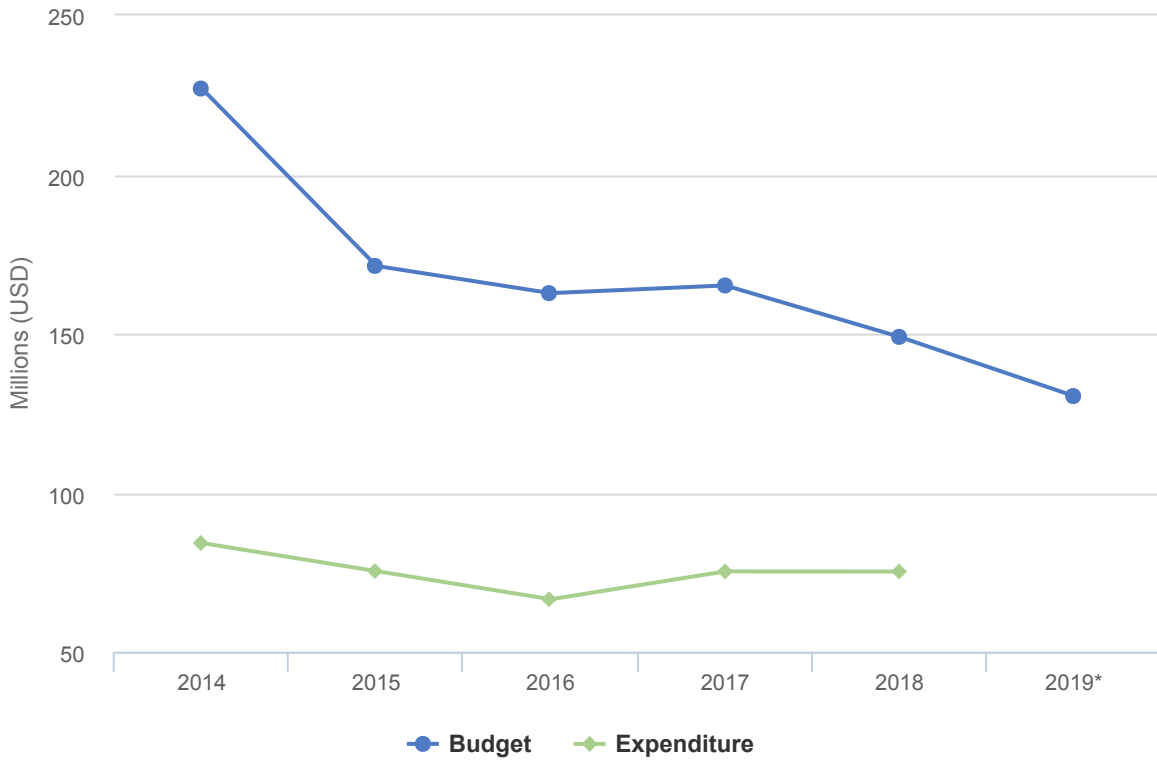
People of Concern

8% INCREASE IN 2018

2018	663,064
2017	612,197
2016	554,248



Budgets and Expenditure for Chad



Operational context

Chad continued to be affected by the economic crisis that has been ongoing in the region since 2015, as well as the border closures with the Central African Republic (CAR), Libya and Nigeria due to the volatile security situation.

During the first half of 2018, some 22,000 refugees fled from the CAR to the south of Chad. UNHCR successfully led the emergency response, gradually transitioning towards stabilization. At the end of 2018, attacks by armed groups in Nigeria triggered an influx of over 4,500 Nigerian refugees to the Lake Chad province.

In September 2018, Chad launched its Comprehensive Refugee Response Framework (CRRF) with the support of UNHCR. In this respect, the Office contributed to the development of two humanitarian-development initiatives led by the World Bank and the European Union, designed to benefit refugee-hosting areas.

In the east of the country, blanket food distributions came to an end after over a decade, with the region's transition to vulnerability-based food assistance leading to violence and the subsequent suspension of assistance in some of the camps hosting Sudanese refugees. UNHCR and WFP maintained dialogue to resolve the deadlock.

The voluntary repatriation of Sudanese refugees was facilitated by UNHCR in 2018, as was the return of Chadian refugees, following the signature of a Tripartite Agreement with the Governments of Chad and Sudan.

Population trends

The population of concern to UNHCR in Chad increased by 8%, from some 611,230 in January to 661,520 at the end of December 2018. This includes nearly 454,700 refugees and asylum-seekers mainly from the CAR, Nigeria and Sudan. Some 56% of the population of concern are children.

The number of IDPs increased from some 99,980 at the beginning of the year, to more than 165,310 at the end of 2018.

Key achievements

- Following the influx of refugees from the CAR, UNHCR led the emergency response in the south of Chad. All individuals were registered and subsequently relocated to host villages (54%) and existing camps (46%), in line with the Government's out-of-camp policy.
- The application of the CRRF in 2018 enabled the integration of schools built by UNHCR in refugee camps into the national education system. The same process will be followed for health facilities.
- UNHCR continued to lead the protection and CCCM/shelter cluster for the IDP response in the Lake Chad area.

Unmet needs

- Despite the Government's engagement towards refugees, the asylum law is yet to be adopted in Parliament.
- Efforts to prevent and respond to sexual and gender-based violence remained insufficient, with SGBV incidents going largely unreported.
- UNHCR's engagement in the IDP response in the Lake area remained minimal, notably in terms of protection response and the provision of shelter.

2018 Expenditure for Chad | USD

The following table presents the final budget and funds available by pillar and the final expenditure at the objective-level, as reported at year-end.

	Pillar 1 Refugee programme	Pillar 2 Stateless programme	Pillar 4 IDP projects	Total
Final Budget	140,346,387	3,003,699	5,634,658	148,984,744
Income from contributions*	49,797,824	0	0	49,797,824
Other funds available / transfers	24,478,613	531,928	1,668,405	26,678,946
Total funds available	74,276,436	531,928	1,668,405	76,476,770

Expenditure by Objective

Favourable Protection Environment				
Law and policy	56,151	161,597	0	217,748
Legal remedies and legal assistance	960,295	0	0	960,295
Subtotal	1,016,445	161,597	0	1,178,043

Fair Protection Processes and Documentation				
Reception conditions	999,476	0	0	999,476
Registration and profiling	2,603,972	0	0	2,603,972
Status determination	94,337	0	0	94,337
Individual documentation	1,727,877	47,826	0	1,775,703
Civil status documentation	516,559	322,505	0	839,065
Subtotal	5,942,222	370,331	0	6,312,553

Security from Violence and Exploitation				
Protection from crime	330,274	0	0	330,274
SGBV prevention and response	2,675,085	0	109,324	2,784,409
Non-arbitrary detention	419,434	0	0	419,434
Child protection	1,946,943	0	95,811	2,042,754
Subtotal	5,371,735	0	205,136	5,576,871

Basic Needs and Essential Services				
Health	7,043,642	0	0	7,043,642
Reproductive health and HIV/ Aids response	2,166,855	0	0	2,166,855
Nutrition	1,826,884	0	0	1,826,884
Water	3,730,607	0	0	3,730,607
Sanitation and hygiene	1,769,521	0	0	1,769,521
Shelter and infrastructure	4,060,399	0	379,484	4,439,884

	Pillar 1 Refugee programme	Pillar 2 Stateless programme	Pillar 4 IDP projects	Total
Energy	1,563,460	0	0	1,563,460
Basic and domestic and hygiene Items	1,719,731	0	95,277	1,815,008
Services for persons with specific needs	2,072,189	0	0	2,072,189
Education	5,426,400	0	0	5,426,400
Subtotal	31,379,689	0	474,761	31,854,451
Community Empowerment and Self Reliance				
Community mobilization	1,113,089	0	154,277	1,267,366
Co-existence with local communities	1,177,489	0	142,774	1,320,263
Natural resources and shared environment	1,281,486	0	0	1,281,486
Self-reliance and livelihoods	7,096,796	0	0	7,096,796
Subtotal	10,668,860	0	297,051	10,965,911
Durable Solutions				
Solutions strategy	211,349	0	0	211,349
Voluntary return	3,143,958	0	0	3,143,958
Resettlement	742,152	0	0	742,152
Subtotal	4,097,459	0	0	4,097,459
Leadership, Coordination and Partnerships				
Coordination and partnerships	294,825	0	449,459	744,284
Camp management and coordination	750,019	0	0	750,019
Donor relations	361,133	0	0	361,133
Subtotal	1,405,978	0	449,459	1,855,437
Logistics and Operations Support				
Supply chain and logistics	6,680,864	0	241,998	6,922,863
Operations management, coordination and support	6,470,087	0	0	6,470,087
Subtotal	13,150,951	0	241,998	13,392,949
Headquarters and Regional Support				
Prioritization, resource allocation and financial management	694	0	0	694
Subtotal	694	0	0	694
2018 Expenditure Total	73,034,034	531,928	1,668,405	75,234,367

*Income from contributions includes indirect support costs that are recovered from contributions to Pillars 3 and 4, supplementary budgets and the "New or additional activities – mandate-related" (NAM) Reserve. Contributions towards all pillars are included under Pillar 1.