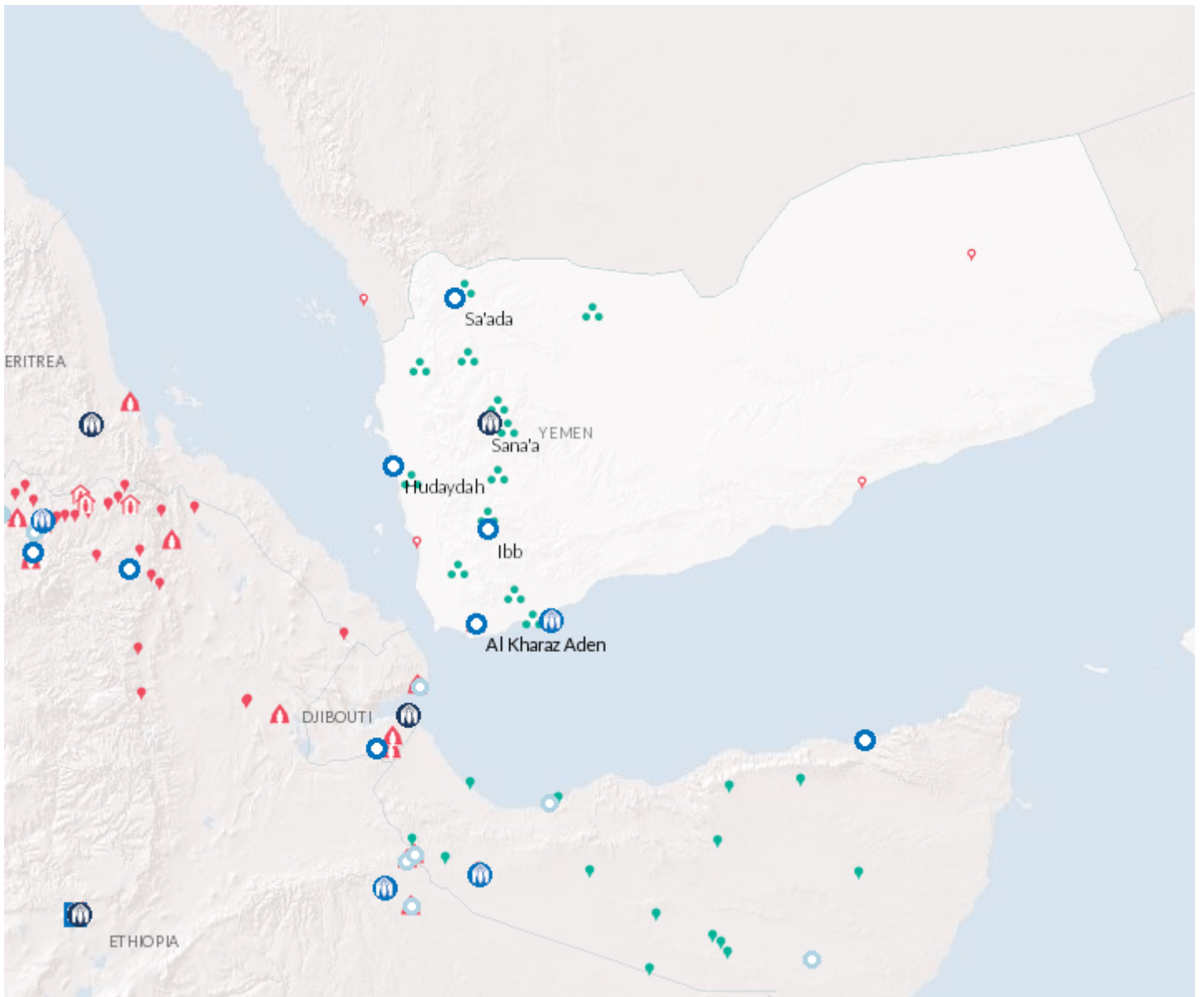


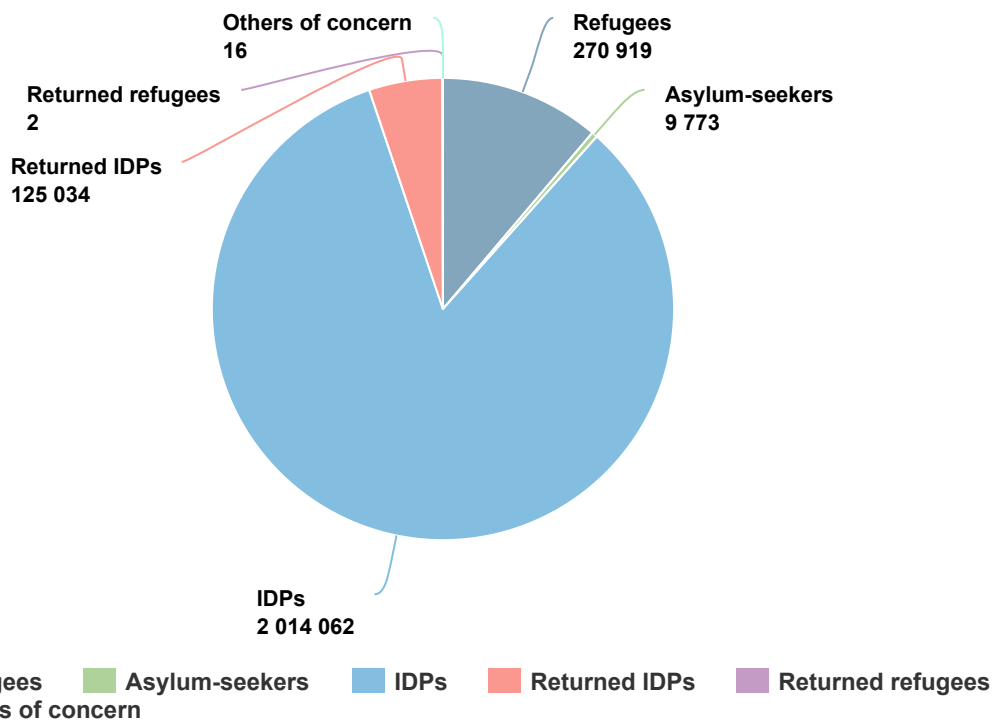
Operation: Yemen



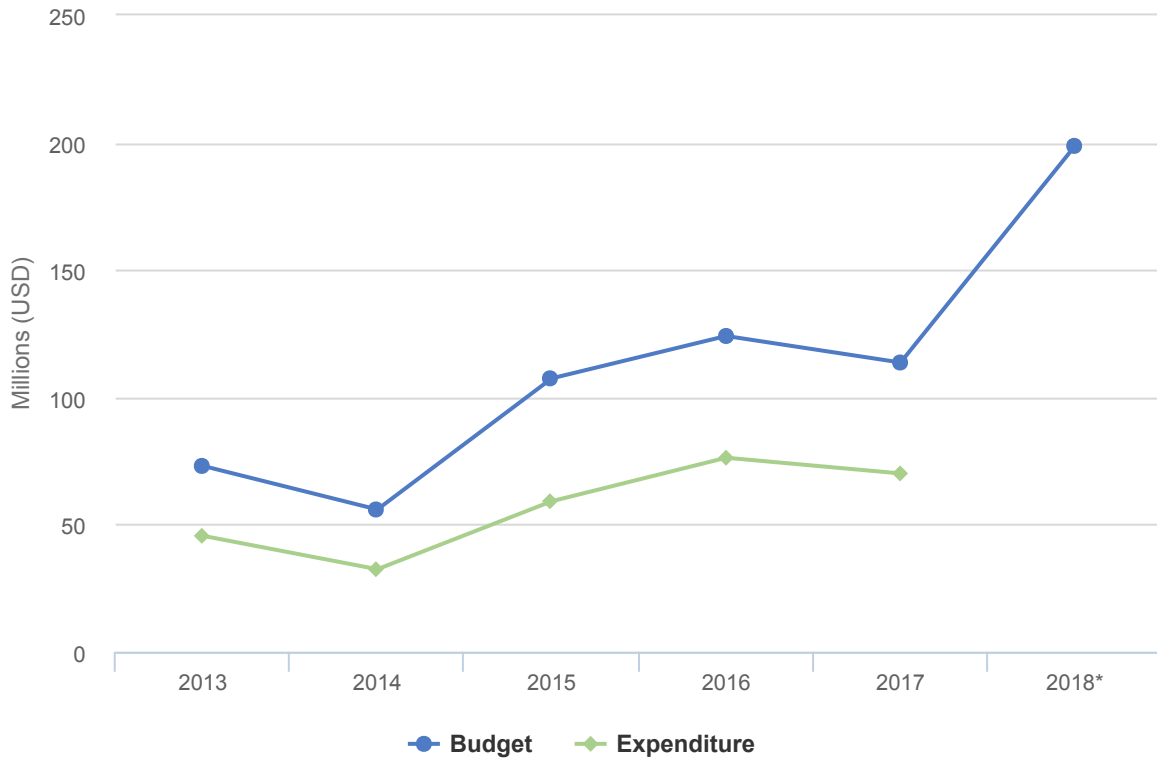
People of Concern

DECREASE IN
26% 2017

2017	2,419,806
2016	3,278,011
2015	2,809,088



Budgets and Expenditure for Yemen



Operational context

Yemen is experiencing a severe protection crisis. An escalation in hostilities in late 2017 resulted in new displacement, precluded safe return and increased demands on UNHCR's emergency response capacity. Parties to the conflict have disregarded humanitarian principles, with the number of civilian deaths and injuries rising at an alarming rate. Conditions were further exacerbated by a blockade on the importation of critical goods, resulting in inflation, currency devaluation, and fuel scarcity that led to a dramatic increase in the cost of logistics, warehousing and distribution.

Despite a constrained operational environment and limited funds, UNHCR and its partners continued to deliver assistance in the field to those who needed it the most.

Population trends

In 2017, Yemen was hosting some 271,000 refugees and close to 10,000 asylum-seekers, representing a slight increase from 2016.

In 2017, an estimated 100,000 people arrived to Yemen from the Horn of Africa; a small percentage of whom sought international protection from UNHCR. This represents a slight decrease in new arrivals from 2016, but nevertheless a striking trend for a country so heavily impacted by war.

According to the Task Force on Population Movement, there were 2.1 million IDPs across 21 governorates, with 89 percent of IDPs displaced for over a year – representing protracted displacement. An escalation in conflict at the end of 2017 resulted in new displacement of some 30,000 people, with the expectation that this trend could continue in 2018. A greater number of IDPs were also resorting to sheltering in collective centres or spontaneous settlements. There were nearly 1 million IDP returnees across 20 governorates, with a lower proportion of returnees being able to return to their original homes than in 2016.

Key achievements

During 2017, UNHCR carried out 60 high-risk missions in addition to 360 missions to field locations all across Yemen.

Due to deteriorating circumstances for people of concern, UNHCR adopted a revised cash assistance criteria, broadening the scope of inclusion and supporting more than 4,100 vulnerable refugees and close to 334,500 IDPs with financial assistance.

Protection monitoring was scaled up in collaboration with the Protection Cluster, with some 4,200 assessments carried out and more than 5,500 households reached in the south of country. Protection monitoring teams in the north reached close to 215,300 people. Some 17,200 IDPs received mental health and psychosocial services, reflecting the psychological toll of war on the population.

In total, UNHCR assisted over 800,000 IDPs in 2017 with protection services and humanitarian assistance across Yemen.

Unmet needs

Given the deterioration in the socio-economic situation, cash assistance became the only lifeline for many refugees. UNHCR revised its criteria to reach the most vulnerable, but funds remained insufficient.

The absence and breakdown of national services placed enormous pressure on UNHCR to provide basic services as a substitute - vital to the preservation of protection space. Furthermore, greater funding was needed to provide specialized services for the growing and pressing needs of people with disabilities and those with psycho-social

challenges.

There was an overwhelming need for more funds for cash assistance, given both the higher cost of living, and the fact that many IDPs have been in a situation of protracted or multiple displacement.

2017 Expenditure for Yemen | USD

The following table presents the final budget and funds available by pillar and the final expenditure at the objective-level, as reported at year-end.

	Pillar 1 Refugee programme	Pillar 4 IDP projects	Total
Final Budget	63,273,754	50,375,894	113,649,648
Income from contributions*	32,752,233	21,313,501	54,065,735
Other funds available / transfers	-1,790,601	20,505,282	18,714,682
Total funds available	30,961,633	41,818,784	72,780,416
Expenditure by Objective			
Favourable Protection Environment			
Legal remedies and legal assistance	445,357	716,458	1,161,815
Access to territory	459,226	0	459,226
Public attitudes towards persons of concern	176,730	655,304	832,034
Subtotal	1,081,313	1,371,762	2,453,075
Fair Protection Processes and Documentation			
Reception conditions	694,462	0	694,462
Registration and profiling	1,179,759	0	1,179,759
Status determination	481,481	0	481,481
Individual documentation	178,755	0	178,755
Civil status documentation	176,129	0	176,129
Subtotal	2,710,586	0	2,710,586
Security from Violence and Exploitation			
SGBV prevention and response	1,321,233	0	1,321,233
Non-arbitrary detention	251,095	0	251,095
Child protection	1,468,139	0	1,468,139
Subtotal	3,040,467	0	3,040,467
Basic Needs and Essential Services			
Health	3,567,838	0	3,567,838
Reproductive health and HIV/ Aids response	868,663	0	868,663
Nutrition	433,627	0	433,627
Food security	493,884	0	493,884
Water	465,962	0	465,962
Sanitation and hygiene	332,803	0	332,803
Shelter and infrastructure	0	15,703,942	15,703,942
Energy	493,049	0	493,049

	Pillar 1 Refugee programme	Pillar 4 IDP projects	Total
Basic and domestic and hygiene Items	988,686	6,731,588	7,720,274
Services for persons with specific needs	3,118,455	4,100,764	7,219,219
Education	3,623,416	9	3,623,426
Subtotal	14,386,384	26,536,304	40,922,687
Community Empowerment and Self Reliance			
Community mobilization	1,069,137	1,531,601	2,600,738
Co-existence with local communities	239,262	1,700	240,962
Self-reliance and livelihoods	824,804	31,193	855,997
Subtotal	2,133,203	1,564,494	3,697,697
Durable Solutions			
Voluntary return	1,399,462	0	1,399,462
Resettlement	213,278	0	213,278
Subtotal	1,612,740	0	1,612,740
Leadership, Coordination and Partnerships			
Coordination and partnerships	338,912	4,056,287	4,395,199
Subtotal	338,912	4,056,287	4,395,199
Logistics and Operations Support			
Supply chain and logistics	496,520	4,650,163	5,146,683
Operations management, coordination and support	2,978,536	3,106,605	6,085,141
Subtotal	3,475,056	7,756,768	11,231,824
2017 Expenditure Total	28,778,660	41,285,615	70,064,275

**Income from contributions includes indirect support costs that are recovered from contributions to Pillars 3 and 4, supplementary budgets and the "New or additional activities – mandate-related" (NAM) Reserve. Contributions towards all pillars are included under Pillar 1.*