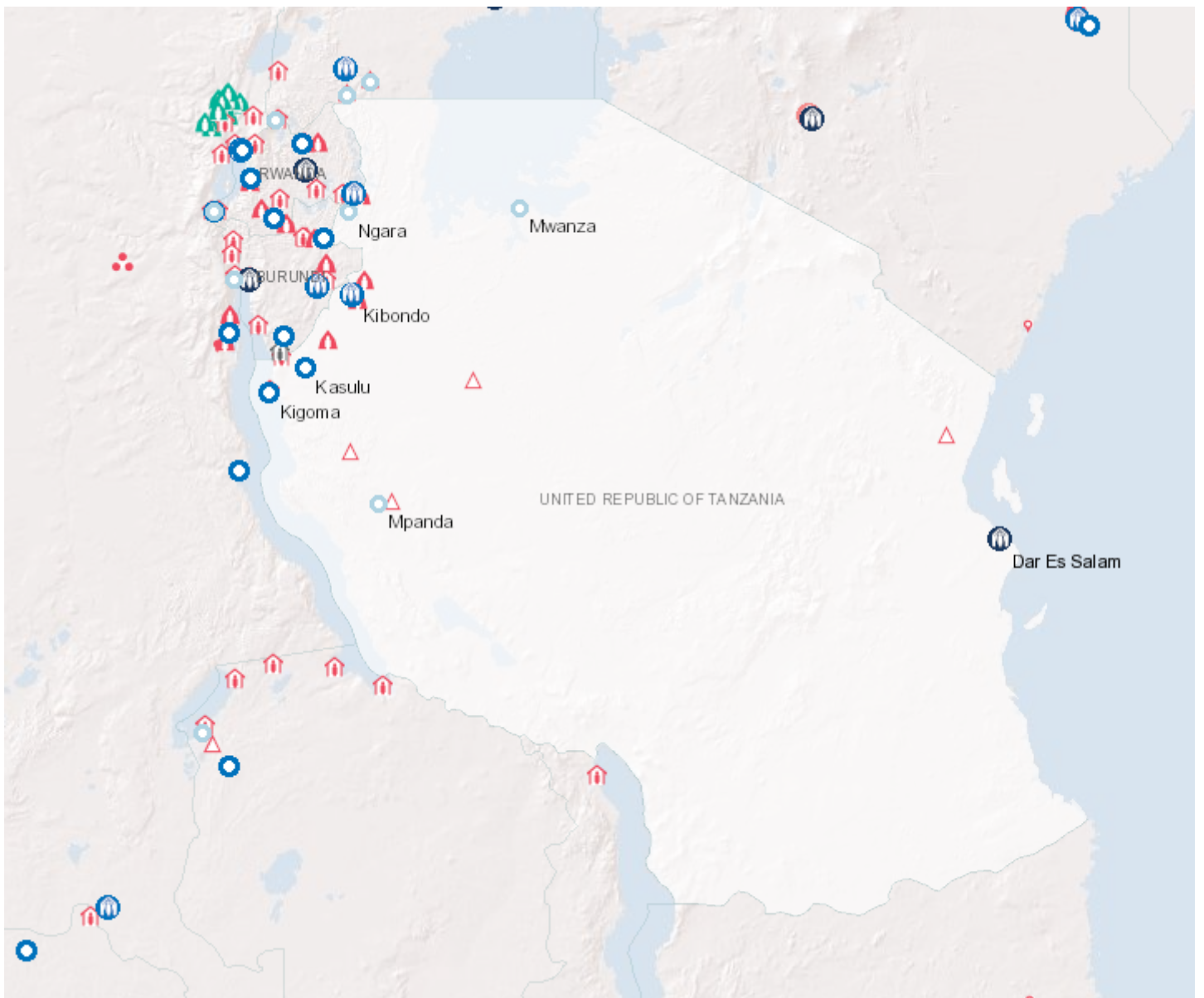


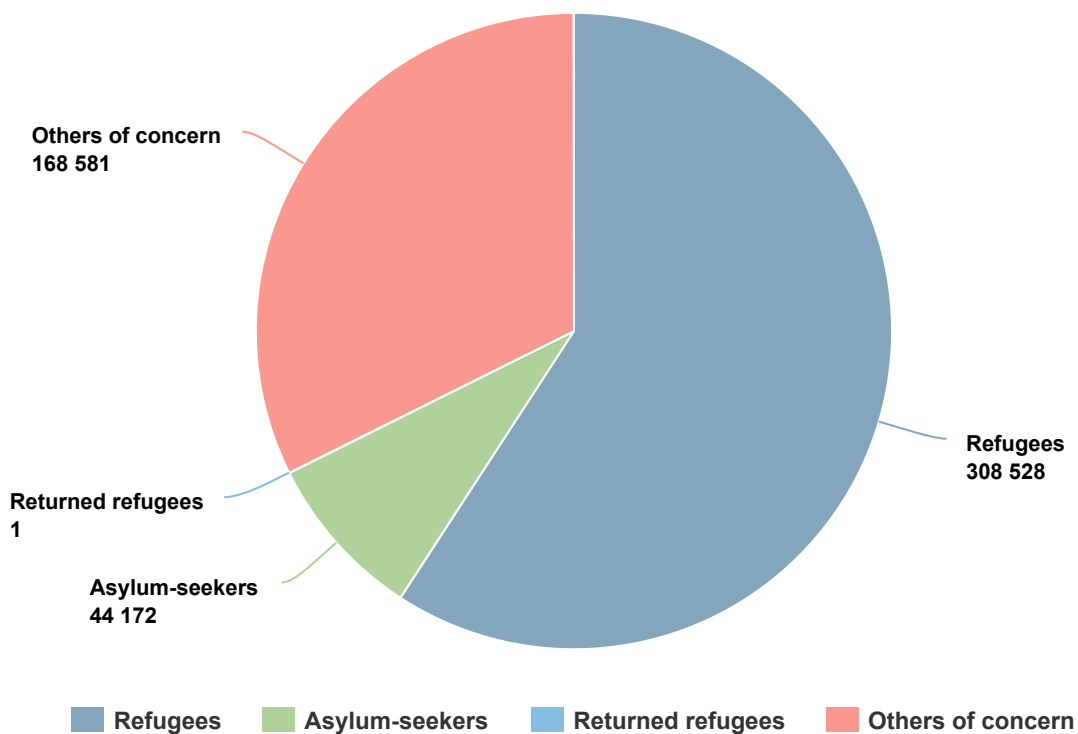
Operation: United Republic of Tanzania



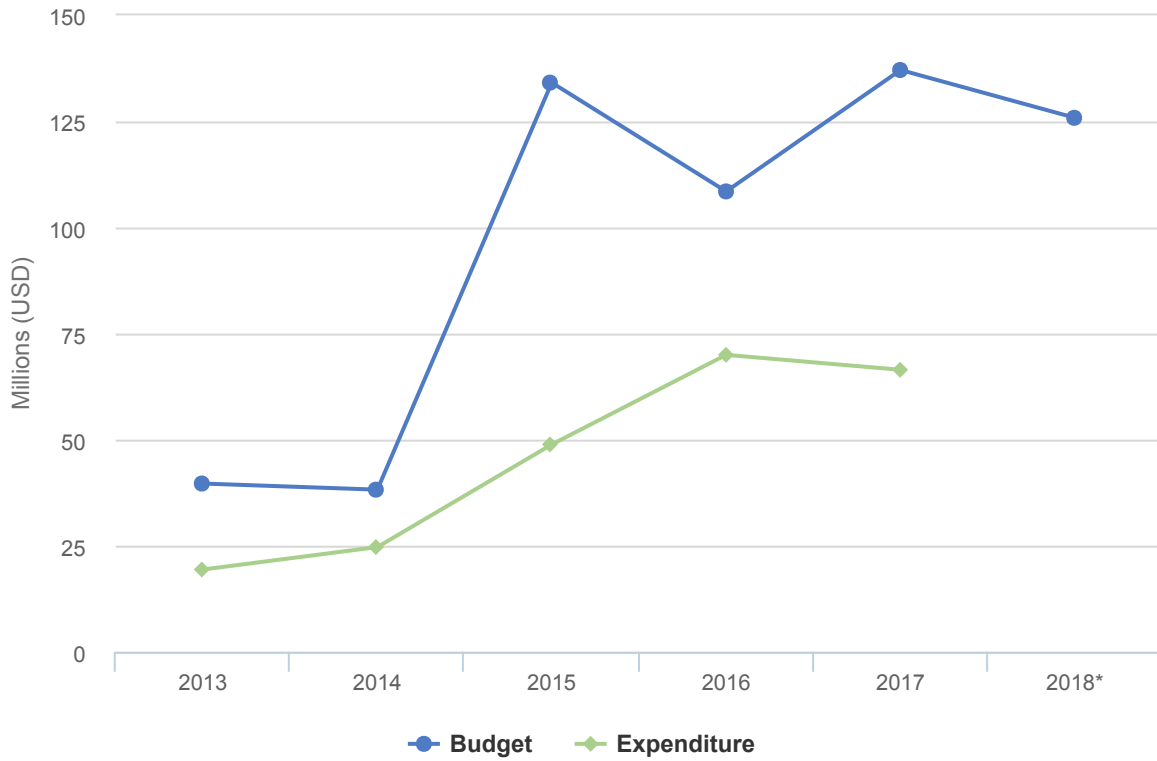
People of Concern

INCREASE IN
14% 2017

2017	521,282
2016	458,828
2015	382,620



Budgets and Expenditure for United Republic of Tanzania



Operational context

The United Republic of Tanzania—which hosted the largest number of Burundian refugees—lifted *prima facie* refugee status recognition for refugees and asylum-seekers from Burundi at the beginning of 2017. The country called for the resumption of individual refugee status determination (RSD), sometimes leading to a restrictive approach to granting asylum or in congestion at reception centers. The protection environment became complex, resulting in increasing restrictions in access to territory and closure of some border entry points.

As one of the roll-out countries for the Comprehensive Refugee Response Framework (CRRF), the United Republic of Tanzania launched a Secretariat in June 2017 to reaffirm its commitment to the five pledges made during the Leaders' Summit in 2016.

While UNHCR is not promoting voluntary return to Burundi, it has supported the operation to ensure returns are based on the principles of voluntariness and informed decisions; and take place in safety and dignity. By the end of 2017, more than 13,100 Burundian have been assisted to voluntarily repatriate to Burundi.

The United Republic of Tanzania is also a Multi-Year and Multi-Partner (MYMP) pilot country and has developed its strategy with a view to finding durable solutions for most refugees in the next years.

Population trends

At the end of 2017, the United Republic of Tanzania hosted over 359,000 asylum-seekers and refugees, of which over 88 per cent reside in refugee camps. Burundian refugees and asylum-seekers who constitute over 77 per cent of the camp population reside in Nduta (118,640), Mtendeli (45,530) and Nyarugusu (69,850). Nyarugusu is also host to close to 82,200 Congolese and some 250 refugees from other nationalities.

Tensions and conflicts in South Kivu and Kasai provinces in the Democratic Republic of the Congo and uncertainties in the political situation in Burundi fuelled the continued flow of new asylum-seekers in the United Republic of Tanzania, in smaller numbers than in the previous two years.

Births among the populations contributed to a 4 per cent increase in the overall population. Women and children make up 77 per cent of all people of concern; while children alone account for 55 per cent.

Some 1,580 people (1,400 Congolese and 180 Burundians) were resettled to third countries in 2017. The Congolese were resettled as part of a five-year Group Resettlement Programme aimed at resettling approximately 33,000 Congolese refugees to the United States of America.

Key achievements

- Some 420 community leaders and 38,930 people were sensitized and trained on SGBV.
- An assessment of liquid petroleum gas pilot for some 3,260 households indicated that families reduced consumption of firewood and risk of collection.
- The Office developed a MYMP protection and solutions strategy in line with the whole society approach with key partners to formulate its vision and priority areas for planning purposes.
- The construction of transitional shelters improved the conditions of Burundian refugees in camps.

Unmet needs

Due to the lack of funding, UNHCR could not reach the targets set for primary education, shelter, health and sanitation. For example, family latrines could not be constructed for all families therefore posing protection risks for women and girls and potential future outbreak of diseases.

2017 Expenditure for United Republic of Tanzania | USD

The following table presents the final budget and funds available by pillar and the final expenditure at the objective-level, as reported at year-end.

	Pillar 1 Refugee programme	Pillar 3 Reintegration projects	Total
Final Budget	126,701,666	10,431,514	137,133,180
Income from contributions*	33,684,139	155,365	33,839,504
Other funds available / transfers	29,857,473	4,427,184	34,284,658
Total funds available	63,541,613	4,582,549	68,124,162
Expenditure by Objective			
Favourable Protection Environment			
International and regional instruments	317,405	0	317,405
Law and policy	162,873	0	162,873
Legal remedies and legal assistance	584,178	0	584,179
Access to territory	1,464,872	0	1,464,872
Public attitudes towards persons of concern	311,304	0	311,304
Subtotal	2,840,633	0	2,840,633
Fair Protection Processes and Documentation			
Reception conditions	818,425	0	818,425
Registration and profiling	805,335	0	805,335
Status determination	1,300,606	0	1,300,606
Civil status documentation	501,477	0	501,477
Subtotal	3,425,844	0	3,425,844
Security from Violence and Exploitation			
Protection from crime	1,276,911	0	1,276,911
SGBV prevention and response	1,695,053	0	1,695,053
Child protection	1,721,616	0	1,721,616
Subtotal	4,693,580	0	4,693,580
Basic Needs and Essential Services			
Health	7,553,472	23	7,553,495
Reproductive health and HIV/ Aids response	417,331	0	417,331
Nutrition	449,217	0	449,217
Water	2,903,899	0	2,903,899
Sanitation and hygiene	2,294,339	0	2,294,339
Shelter and infrastructure	7,177,502	0	7,177,502
Energy	1,292,207	0	1,292,207

	Pillar 1 Refugee programme	Pillar 3 Reintegration projects	Total
Basic and domestic and hygiene Items	7,959,272	0	7,959,272
Services for persons with specific needs	1,636,987	0	1,636,987
Education	3,494,156	0	3,494,156
Subtotal	35,178,383	23	35,178,406
Community Empowerment and Self Reliance			
Community mobilization	842,038	0	842,038
Co-existence with local communities	318,563	435,961	754,524
Natural resources and shared environment	1,421,760	0	1,421,760
Self-reliance and livelihoods	1,449,646	0	1,449,646
Subtotal	4,032,008	435,961	4,467,968
Durable Solutions			
Integration	0	1,781,157	1,781,157
Resettlement	923,396	0	923,396
Subtotal	923,396	1,781,157	2,704,554
Leadership, Coordination and Partnerships			
Coordination and partnerships	463,233	0	463,233
Donor relations	22,353	0	22,353
Subtotal	485,586	0	485,586
Logistics and Operations Support			
Supply chain and logistics	6,167,518	1,872,781	8,040,300
Operations management, coordination and support	4,137,235	492,627	4,629,861
Subtotal	10,304,753	2,365,408	12,670,161
2017 Expenditure Total	61,884,182	4,582,549	66,466,731

**Income from contributions includes indirect support costs that are recovered from contributions to Pillars 3 and 4, supplementary budgets and the "New or additional activities – mandate-related" (NAM) Reserve. Contributions towards all pillars are included under Pillar 1.*