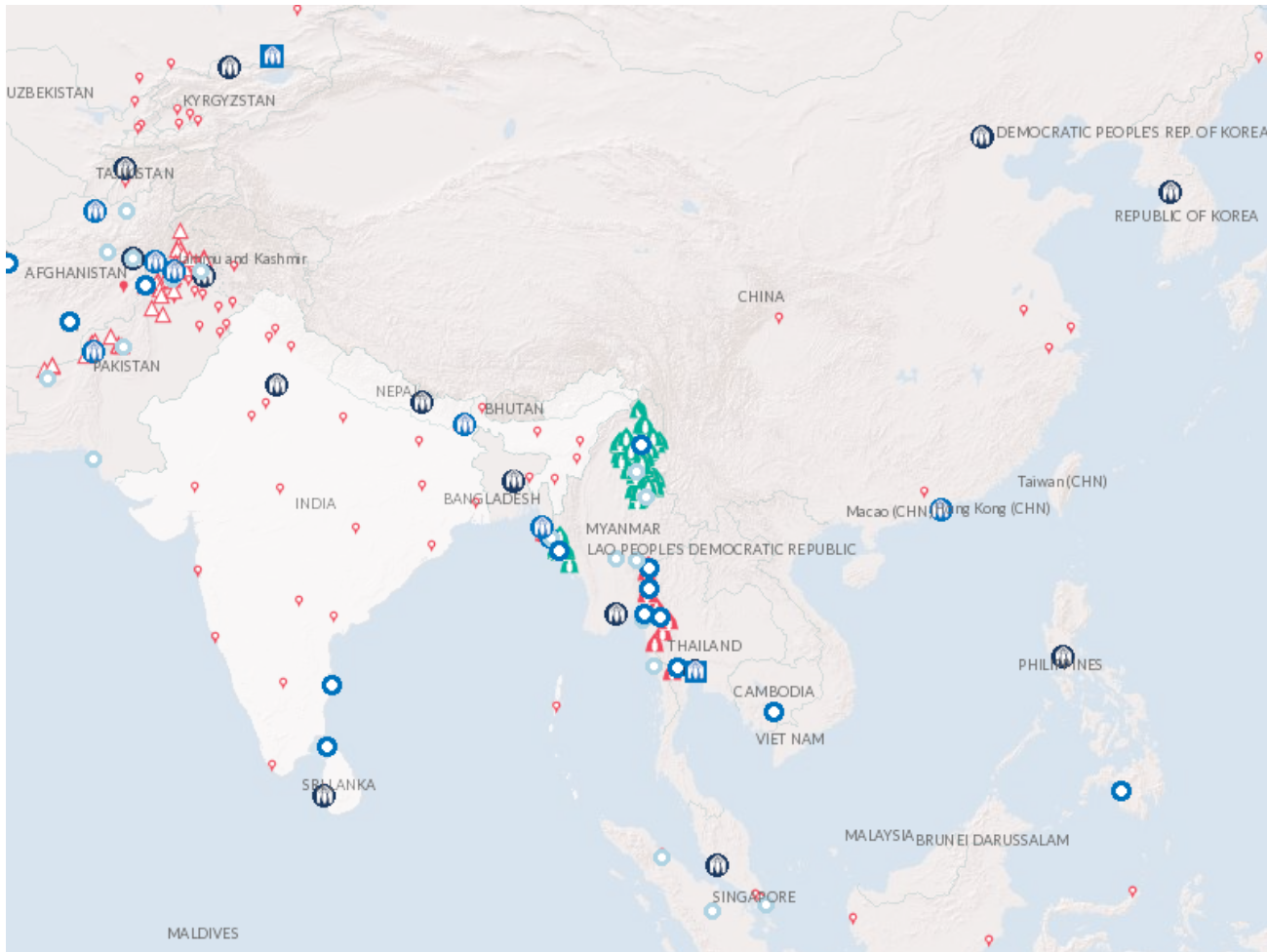
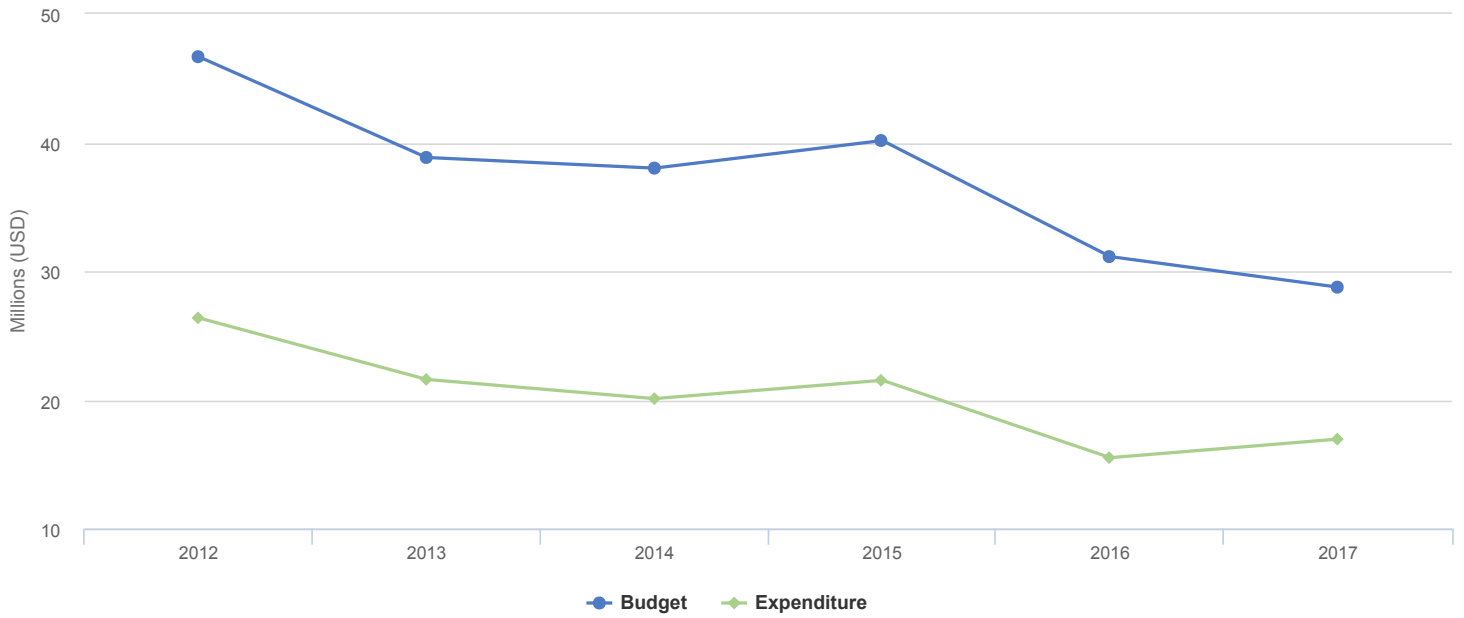


Subregion: South Asia

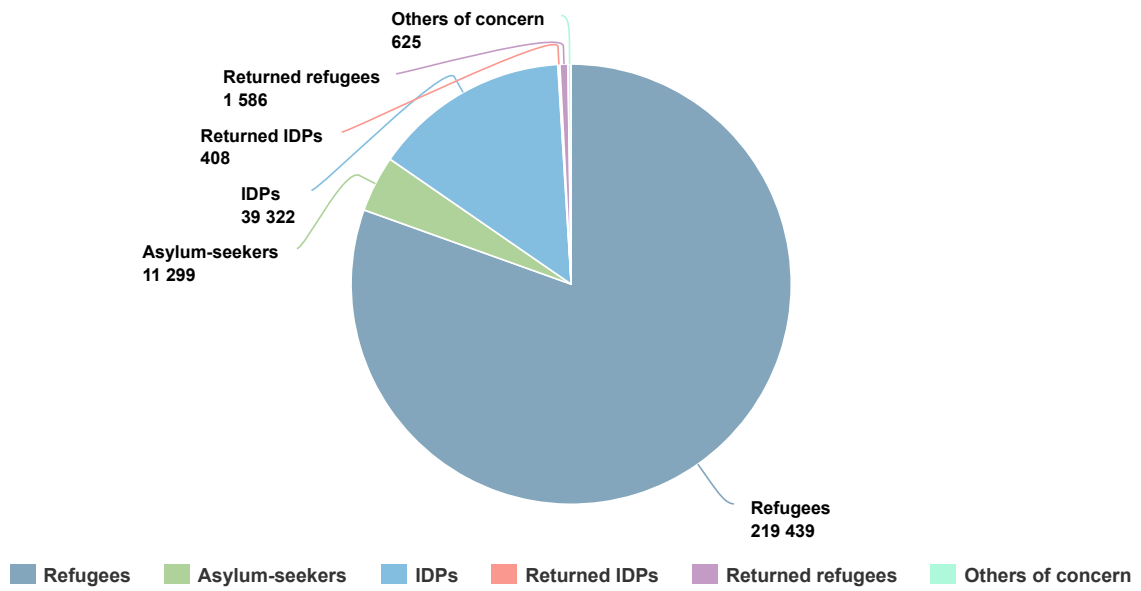
| India | Nepal | Sri Lanka |



Budgets and Expenditure in Subregion South Asia



People of Concern - 2017



Response in 2017

While not signatories to the 1951 Convention, the Governments of India, Nepal and Sri Lanka continued to provide asylum to nearly 250,000 refugees, largely from neighbouring countries. In 2017, UNHCR provided assistance to nearly 40,000 refugees, asylum-seekers, and returnees in the South Asia subregion.

In Nepal, with the conclusion of the large-scale resettlement programme, over 112,000 refugees from Bhutan were resettled by the end of 2017, while approximately 7,400 refugees remain in two camps. Following the conclusion of the programme, UNHCR focused on enhancing refugees' self-reliance and access to health and education.

The traditionally generous protection environment in India became constrained in 2017, impacting refugees' access to documentation and basic services, as well as the right to seek asylum. UNHCR registered more than 30,000 refugees using biometrics, and provided cash assistance to 1,500 families following vulnerability assessments.

UNHCR facilitated the return of 1,520 Sri Lankan refugees who were residing in Tamil Nadu, India, signifying the largest return in five years.

Regional attention was largely focused on the situation facing Rohingya refugees fleeing Myanmar, and the approximately 18,000 Myanmar people who were already registered with UNHCR in Nepal, Sri Lanka, and India.

Refugees throughout South Asia struggled to meet basic needs as a result of inadequate access to employment, education, and health care. UNHCR was working to enhance protection and opportunities for solutions, through community based initiatives, innovative partnerships, and strengthening self-reliance.

2017 Voluntary Contributions to South Asia | USD

Earmarking / Donor	Pillar 1 Refugee programme	All pillars	Total
South Asia overall			
United States of America	0	3,300,000	3,300,000
South Asia overall subtotal	0	3,300,000	3,300,000
India			
Private donors in Japan	1,253,570	0	1,253,570
India subtotal	1,253,570	0	1,253,570
Nepal			
Australia	0	210,974	210,974
Canada	0	148,699	148,699
European Union	676,099	0	676,099
Private donors in Italy	106	154	259
Private donors in Japan	456,622	0	456,622
Private donors in the Netherlands	478,130	0	478,130
Nepal subtotal	1,610,957	359,827	1,970,784
Total	2,864,527	3,659,827	6,524,354

Note: