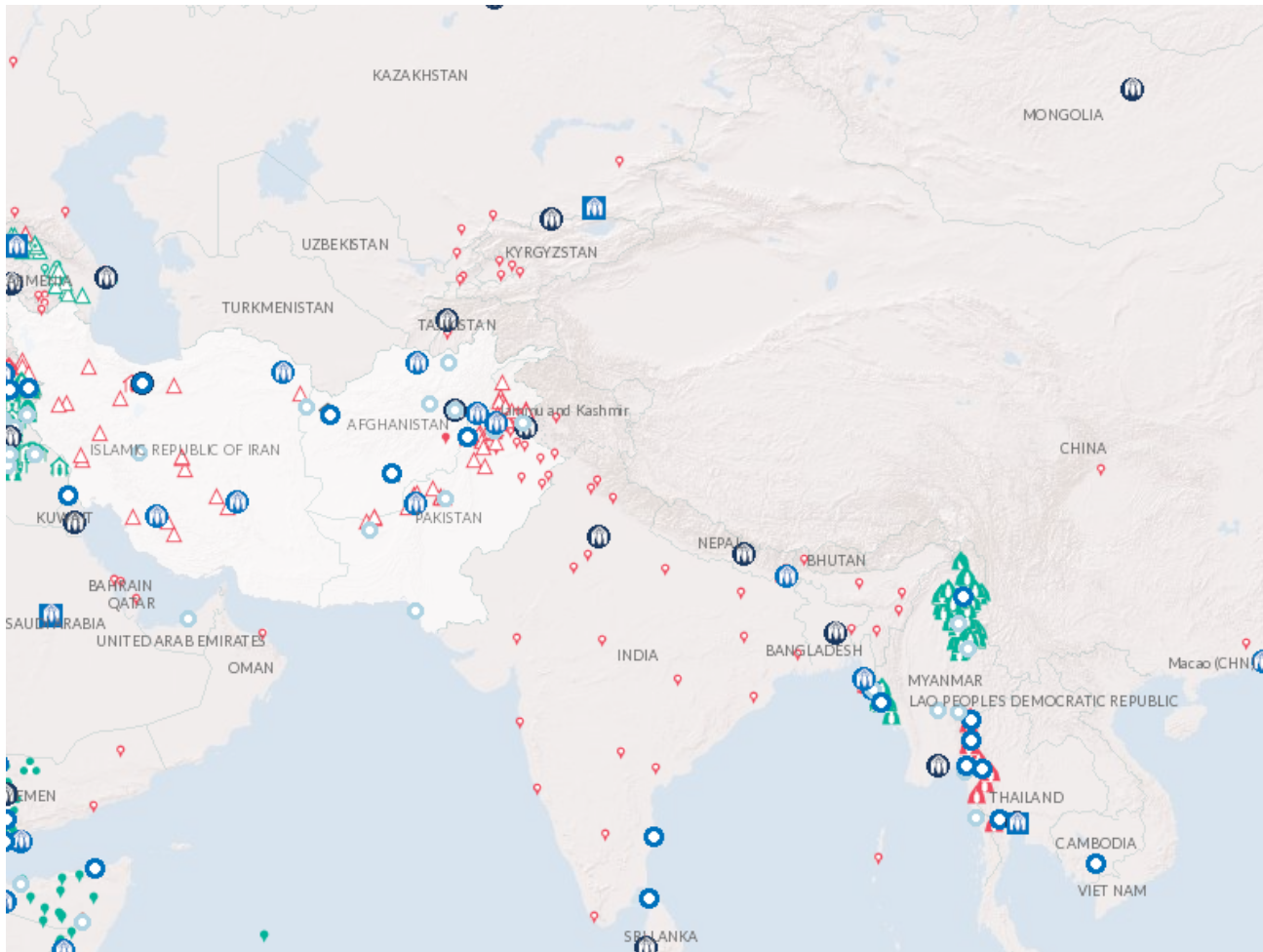
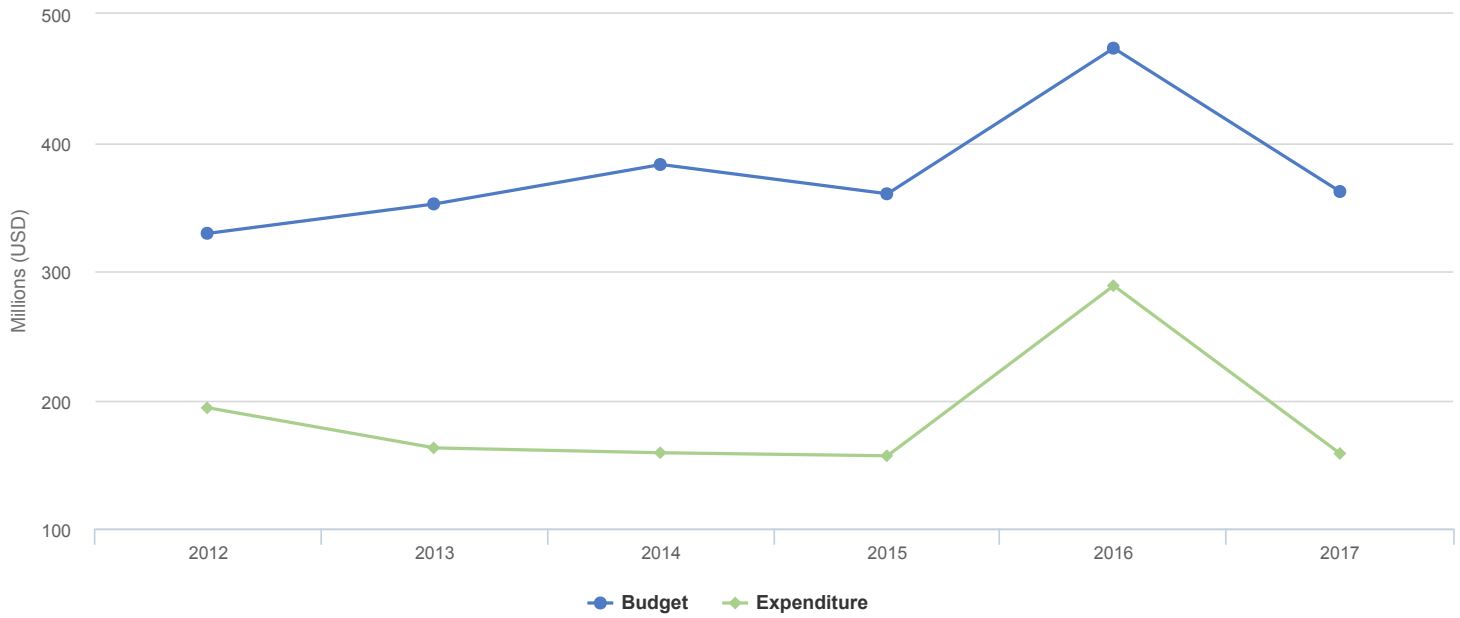


Subregion: South-West Asia

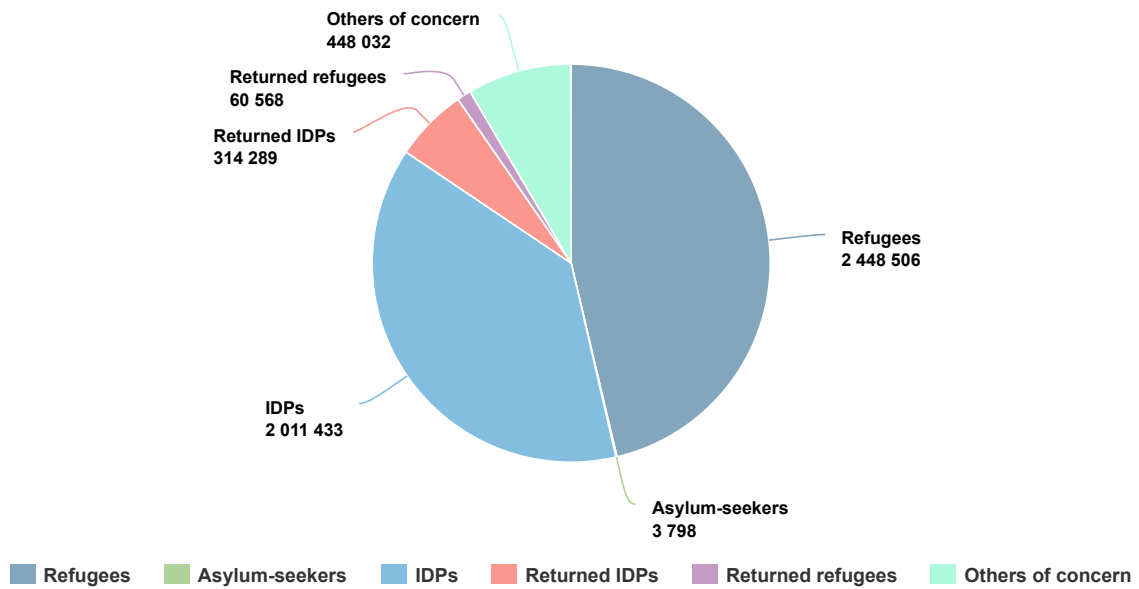
| Afghanistan | Islamic Republic of Iran | Pakistan |



Budgets and Expenditure in Subregion South-West Asia



People of Concern - 2017



Response in 2017

Afghans are one of the largest protracted refugee populations of concern to UNHCR. Some 2.4 million registered Afghan refugees are hosted by the Islamic Republics of Iran (950,000 Amayesh card holders) and in Pakistan (1.4 million refugees holding Proof of Registration (PoR) cards).

Some 58,800 Afghan refugees, mostly from Pakistan, voluntarily return to Afghanistan under UNHCR's-assisted voluntary repatriation programme.

High-level tripartite and quadripartite meetings took place on 30 November and 1 December between UNHCR and the Governments of the Islamic Republics of Afghanistan, Iran and Pakistan to discuss developments in the implementation of the Solutions Strategy for Afghan Refugees (SSAR) and continued support to the voluntary repatriation of Afghan refugees.

In Afghanistan, in addition to providing a cash grant of an average of \$ 200 per person through encashment centres, UNHCR continued to develop community-based protection projects in 23 locations of high return and displacement, benefitting close to 500,000 people. Cash and in-kind assistance were also provided to over 54,000 families during the winter and to 7,400 people with specific needs. Using regular mobile phone surveys, UNHCR is strengthening its protection monitoring.

The Government of Pakistan adopted a comprehensive policy on the voluntary repatriation and management of Afghan refugees in February 2017, extending the validity of Proof of Registration (PoR) cards until the end of 2017. The policy foresees the adoption of a draft refugee law and the creation of asylum and migration management regimes, including visas for Afghans with specific profiles, such as visas for students, mixed marriage, business, skilled and unskilled labourers. In line with this policy, the Government launched in July 2017 a programme to document the hitherto undocumented Afghans, concluded at the end of February 2018 with some 900,000 applications.

In spite of socio-economic challenges, the Islamic Republic of Iran continues to host refugees and has also implemented progressive refugee policies especially in the areas of health and education: some 125,000 are now registered under the Universal Public Health Insurance scheme, which gives them access to the same level of services as Iranian nationals. Over 420,000 refugee children are enrolled in government primary and secondary schools. A headcount exercise targeting undocumented groups was initiated in 2017 as a step toward regularization, during which some 800,000 Afghans were pre-identified. Opportunities for resettlement and voluntary repatriation remained limited. While the Government has stated that voluntary repatriation is the preferred solution, due to the prevailing security conditions in Afghanistan, the number of refugees opting to return remain modest. It is expected that the Government will continue to respect the principle of voluntary return. The Government has been calling for an equitable responsibility and burden sharing. Absence of such enhanced support may have adverse effects on progressive policies towards refugees and migrants in Iran.

2017 Voluntary Contributions to South-West Asia | USD

Earmarking / Donor	Pillar 1 Refugee programme	Pillar 3 Reintegration projects	Pillar 4 IDP projects	All pillars	Total
South-West Asia overall					
Private donors in Germany	0	0	0	1,374,964	1,374,964
United States of America	0	0	0	59,100,000	59,100,000
South-West Asia overall subtotal	0	0	0	60,474,964	60,474,964
Afghanistan					
Australia	2,000,000	0	0	1,488,095	3,488,095
Austria	0	0	0	1,161,440	1,161,440
Canada	0	0	0	1,189,591	1,189,591
Central Emergency Response Fund (CERF)	0	0	1,999,989	0	1,999,989
China	0	0	0	1,000,000	1,000,000
Denmark	1,400,000	2,024,658	0	0	3,424,658
European Union	5,379,971	3,398,593	819,709	0	9,598,273
France	0	0	0	250,000	250,000
Germany	565,742	1,624,249	0	0	2,189,991
Japan	1,943,310	0	414,408	0	2,357,718
Luxembourg	0	0	0	261,506	261,506
Mexico	0	0	0	50,000	50,000
Norway	0	0	0	1,755,413	1,755,413
Private donors in Japan	0	0	271,995	0	271,995
Private donors in the United States of America	71,332	0	0	0	71,332
Republic of Korea	0	0	0	3,000,000	3,000,000
United Kingdom of Great Britain and Northern Ireland	0	0	0	1,978,892	1,978,892
United States of America	0	0	0	16,000,000	16,000,000
Afghanistan subtotal	11,360,356	7,047,499	3,506,101	28,134,937	50,048,893
Islamic Republic of Iran					
Australia	2,000,000	0	0	0	2,000,000
Czech Republic	114,943	0	0	0	114,943
Denmark	2,069,064	0	0	0	2,069,064
European Union	5,873,257	0	0	0	5,873,257
Germany	3,257,329	0	0	0	3,257,329
Japan	2,903,493	0	0	0	2,903,493
Norway	702,165	0	0	0	702,165
Private donors in Islamic Republic of Iran	2,745	0	0	0	2,745

Earmarking / Donor	Pillar 1 Refugee programme	Pillar 3 Reintegration projects	Pillar 4 IDP projects	All pillars	Total
Private donors in Japan	481,500	0	0	0	481,500
Private donors in Qatar	1,498,221	0	0	0	1,498,221
Russian Federation	100,000	0	0	0	100,000
United Nations Department of Economic and Social Affairs	492,523	0	0	0	492,523
Islamic Republic of Iran subtotal	19,495,238	0	0	0	19,495,238
Pakistan					
Canada	0	0	0	1,486,989	1,486,989
Czech Republic	114,943	0	0	0	114,943
Denmark	0	1,640,982	0	0	1,640,982
European Union	3,900,532	0	0	0	3,900,532
Germany	1,802,312	3,427,283	0	0	5,229,595
Italy	1,104,746	198,572	0	0	1,303,318
Japan	1,756,218	2,140,000	0	0	3,896,218
Luxembourg	0	0	0	261,506	261,506
Norway	1,755,413	0	0	0	1,755,413
Private donors in Germany	0	0	0	53,203	53,203
Private donors in Italy	0	0	0	32	32
Private donors in Japan	220,000	0	0	0	220,000
Private donors in Qatar	1,768,438	0	0	0	1,768,438
Private donors in the Netherlands	697,240	0	0	0	697,240
Private donors in the Republic of Korea	5,884	0	0	0	5,884
Private donors in the United States of America	1,846	0	0	0	1,846
Switzerland	493,097	0	0	0	493,097
UNAIDS	50,000	0	0	0	50,000
United Nations Department of Economic and Social Affairs	518,568	0	0	0	518,568
United States of America	0	0	0	1,700,000	1,700,000
Pakistan subtotal	14,189,236	7,406,836	0	3,501,730	25,097,802
Total	45,044,830	14,454,335	3,506,101	92,111,631	155,116,897

Note: