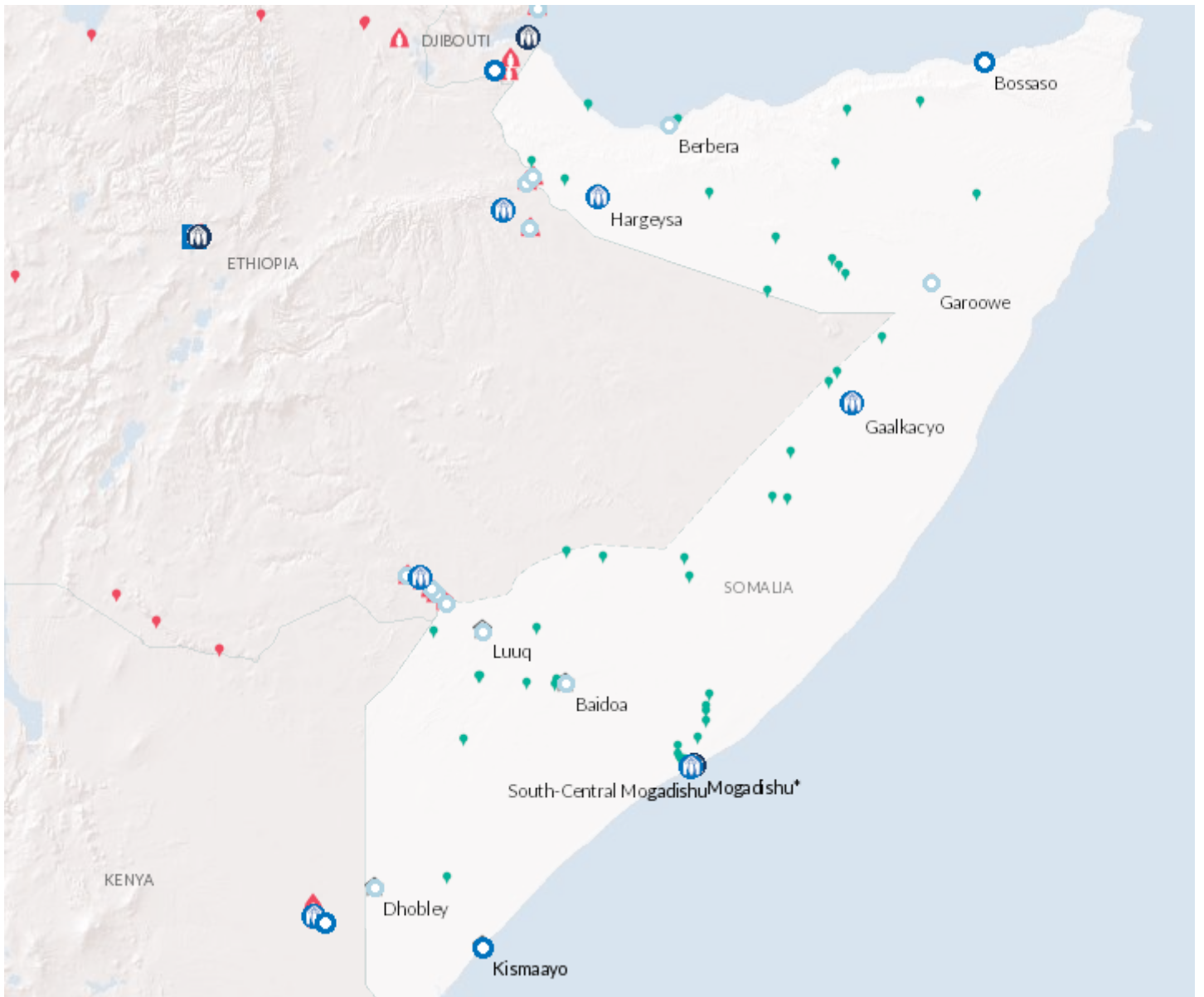


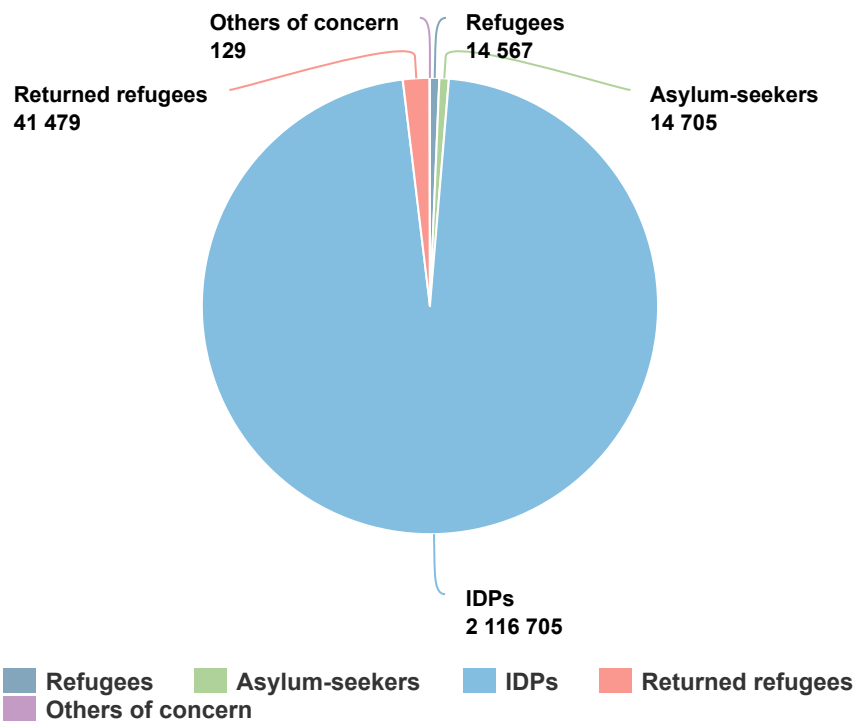
## Operation: Somalia



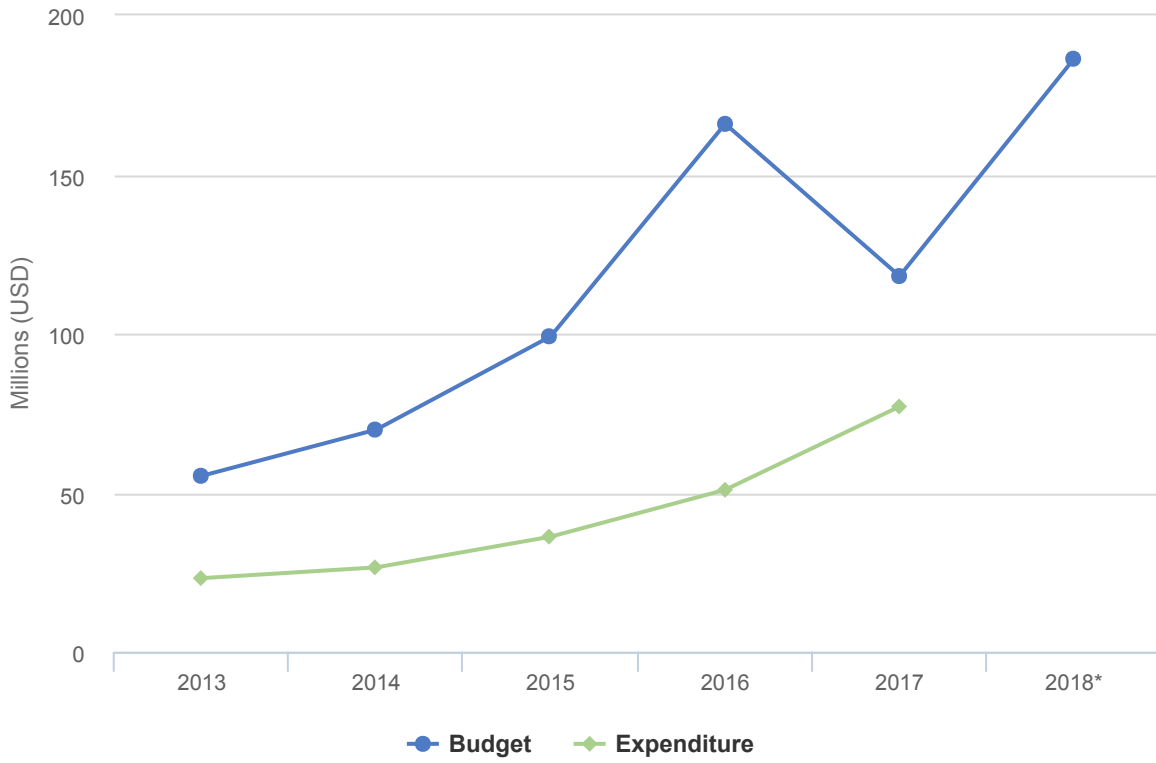
## People of Concern

**INCREASE IN**  
**35 % 2017**

<b>2017</b>	2,187,585
<b>2016</b>	1,623,185
<b>2015</b>	1,188,631



# Budgets and Expenditure for Somalia



## Operational context

2017 was a year of challenges, shocks and resilience for Somalia's people and institutions. In addition to weathering multiple acts of terrorism and the latest drought, Somalia narrowly averted a widespread famine - the cumulative effect of successive years of failed rains. The insecurity and recurrent threat of droughts pushed hundreds of thousands more into forced displacement during the year, adding to an already sizeable and vulnerable displaced population in search of protection, assistance and durable solutions. These setbacks further complicated efforts, investments and progress towards enabling stabilization, recovery and reconstruction across the country.

## Population trends

The number of internally displaced people reached two million in 2017.

Some 36,730 Somalis returned in 2017. The majority returned from Kenya (35,400), followed by smaller numbers from Yemen (810) and Djibouti (520).

Furthermore, some 29,300 refugees and asylum-seekers were registered in 2017: 18,100 Ethiopians and 10,800 Yemenis, with smaller numbers of other nationals.

## Key achievements

- In Kismayo, UNHCR funded the construction of a viable settlement comprising 100 shelters, a school, a hospital, police station, and a market for returnee, IDP and host community families.
- With over \$ 27.7 million disbursed to 83,000 people (over 16,500 families) in 2017, Somalia was one of UNHCR's largest operations delivering protection, assistance and solutions through mobile cash payments.
- In March 2017, the Puntland Parliament passed the Puntland Refugee Protection Act, which provides a framework for the Ministry of Interior to exercise greater responsibility and oversight for refugee status determination.
- The protection as well as emergency shelter and core-relief item clusters were led by UNHCR. Moreover, IOM and UNHCR co-led the camp coordination and camp management cluster. In addition to ensuring delivery of basic protection, assistance and solutions to IDPs, refugees and returnees in Somalia, the three clusters joined other clusters in contributing to the large-scale, coordinated inter-agency response to the famine and investing in reinforcing and building local capacity.

## Unmet needs

- Strong local and national institutions underpinned by a legal protection framework and systems that promote long-term security, social and economic solutions and guarantees are needed.
- Further humanitarian, development and private sector resources are needed to maintain or supplement investments in healthcare, education and resilient livelihoods in agriculture, fisheries and livestock - three sectors of enormous potential in Somalia.
- Capital investments and operating budgets to create conducive living conditions and a dignified environment for sustainable IDP and refugee returns.
- Whilst SGBV prevention and response is prioritized to a large extent by both UNHCR and other actors, the investment is not sufficient.



## 2017 Expenditure for Somalia | USD

The following table presents the final budget and funds available by pillar and the final expenditure at the objective-level, as reported at year-end.

	Pillar 1 Refugee programme	Pillar 3 Reintegration projects	Pillar 4 IDP projects	Total
<b>Final Budget</b>	<b>55,025,162</b>	<b>23,493,230</b>	<b>39,561,426</b>	<b>118,079,819</b>
Income from contributions*	33,178,657	7,958,050	14,194,458	55,331,165
Other funds available / transfers	10,416,996	9,865,355	2,181,964	22,464,315
<b>Total funds available</b>	<b>43,595,653</b>	<b>17,823,405</b>	<b>16,376,422</b>	<b>77,795,480</b>

<b>Expenditure by Objective</b>				
<b>Favourable Protection Environment</b>				
Law and policy	292,630	0	762,325	1,054,955
Legal remedies and legal assistance	376,363	0	0	376,363
Public attitudes towards persons of concern	14,319	230,420	0	244,738
<b>Subtotal</b>	<b>683,312</b>	<b>230,420</b>	<b>762,325</b>	<b>1,676,056</b>
<b>Fair Protection Processes and Documentation</b>				
Reception conditions	779,867	0	0	779,867
Registration and profiling	657,720	0	0	657,720
Status determination	192,923	0	0	192,923
<b>Subtotal</b>	<b>1,630,510</b>	<b>0</b>	<b>0</b>	<b>1,630,510</b>
<b>Security from Violence and Exploitation</b>				
Protection from effects armed conflict	0	2,058,903	0	2,058,903
SGBV prevention and response	1,502,168	450,426	3,273,154	5,225,749
Child protection	25,750	0	0	25,750
<b>Subtotal</b>	<b>1,527,918</b>	<b>2,509,330</b>	<b>3,273,154</b>	<b>7,310,402</b>
<b>Basic Needs and Essential Services</b>				
Health	1,823,048	263,180	0	2,086,228
Water	0	529,157	0	529,157
Shelter and infrastructure	0	2,741,700	800,409	3,542,109
Energy	0	0	511,254	511,254
Basic and domestic and hygiene items	4,394,621	1,104,947	4,181,179	9,680,748
Services for persons with specific needs	1,562,595	0	0	1,562,595
Education	2,329,017	2,902,322	0	5,231,339
<b>Subtotal</b>	<b>10,109,281</b>	<b>7,541,307</b>	<b>5,492,842</b>	<b>23,143,429</b>

	Pillar 1 Refugee programme	Pillar 3 Reintegration projects	Pillar 4 IDP projects	Total
<b>Community Empowerment and Self Reliance</b>				
Community mobilization	81,173	0	0	81,173
Self-reliance and livelihoods	2,130,489	2,318,402	1,462,488	5,911,378
<b>Subtotal</b>	<b>2,211,661</b>	<b>2,318,402</b>	<b>1,462,488</b>	<b>5,992,551</b>
<b>Durable Solutions</b>				
Solutions strategy	0	0	662,390	662,390
Voluntary return	23,439,871	150,494	19,000	23,609,364
Reintegration	0	3,896,316	0	3,896,316
Integration	0	0	1,499,558	1,499,558
Resettlement	603,915	0	0	603,915
<b>Subtotal</b>	<b>24,043,786</b>	<b>4,046,810</b>	<b>2,180,948</b>	<b>30,271,543</b>
<b>Leadership, Coordination and Partnerships</b>				
Coordination and partnerships	1,355,490	173,680	1,160,738	2,689,908
Donor relations	425,587	0	0	425,587
<b>Subtotal</b>	<b>1,781,077</b>	<b>173,680</b>	<b>1,160,738</b>	<b>3,115,495</b>
<b>Logistics and Operations Support</b>				
Operations management, coordination and support	1,429,532	1,003,457	1,515,298	3,948,288
<b>Subtotal</b>	<b>1,429,532</b>	<b>1,003,457</b>	<b>1,515,298</b>	<b>3,948,288</b>
<b>2017 Expenditure Total</b>	<b>43,417,077</b>	<b>17,823,404</b>	<b>15,847,792</b>	<b>77,088,274</b>

*\*Income from contributions includes indirect support costs that are recovered from contributions to Pillars 3 and 4, supplementary budgets and the "New or additional activities – mandate-related" (NAM) Reserve. Contributions towards all pillars are included under Pillar 1.*