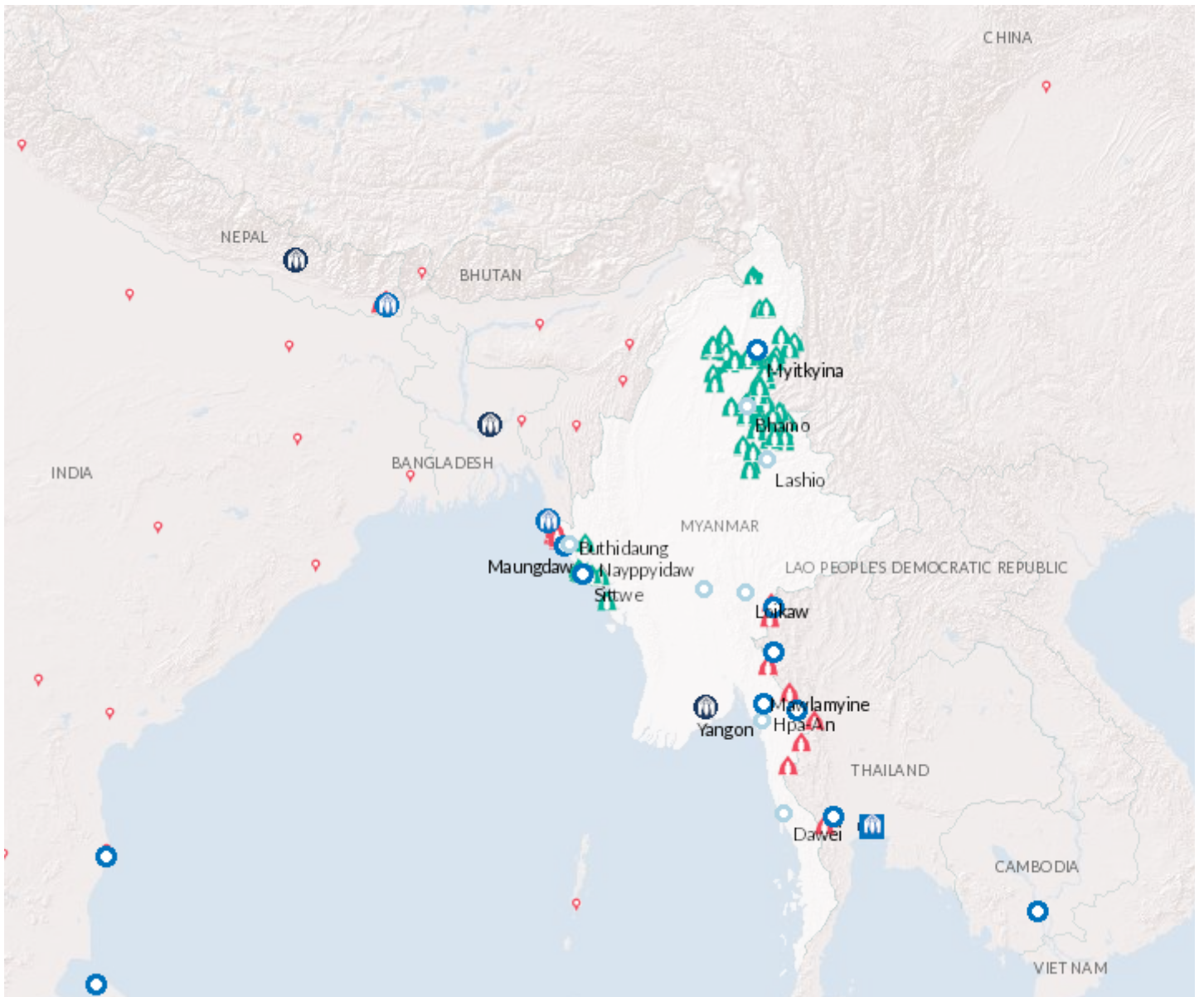


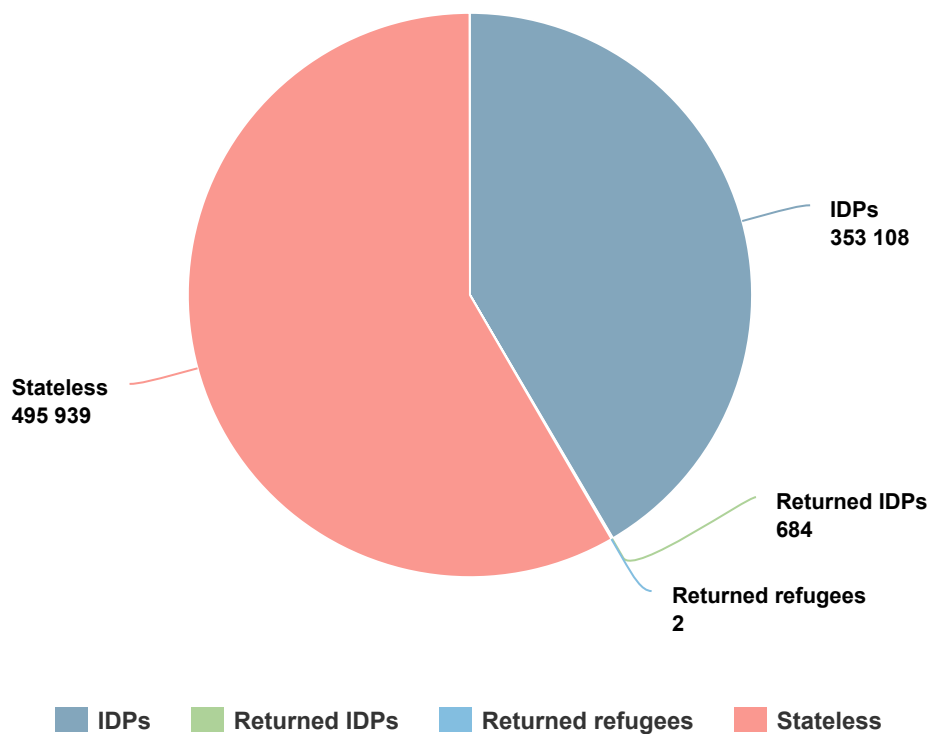
## Operation: Myanmar



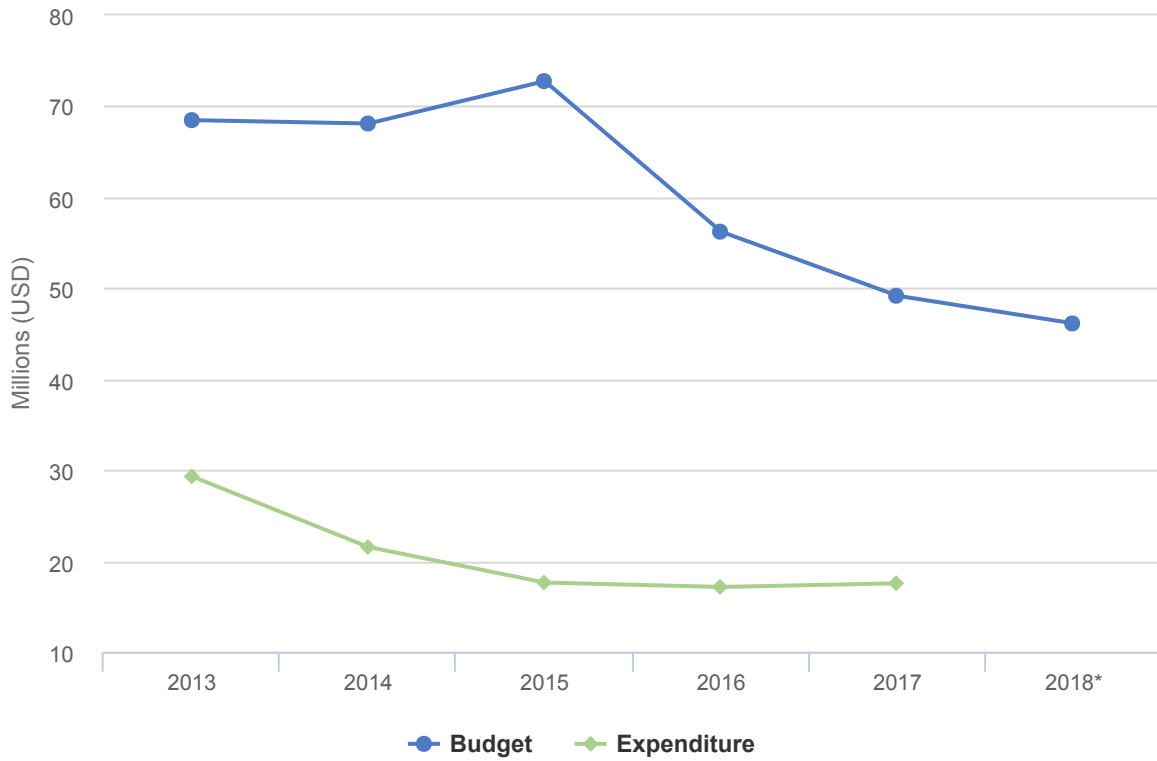
## People of Concern

DECREASE IN  
**35 %** 2017

<b>2017</b>	849,733
<b>2016</b>	1,302,375
<b>2015</b>	1,414,357



## Budgets and Expenditure for Myanmar



## Operational context

The year 2017 was marked by limited progress of the peace process, an escalation of conflict in Kachin and Shan States and an unprecedented crisis in Rakhine State. This resulted in dramatic setbacks in the protection environment for UNHCR's people of concern in Myanmar, significant humanitarian needs and limited prospects for durable solutions.

The situation in Rakhine State deteriorated dramatically on 25 August 2017, the day after the release of the Rakhine Advisory Commission (RAC) recommendations, when militants launched coordinated attacks on Myanmar security posts in the northern part of the State. Subsequent outbreak of violence in the Maungdaw area resulted in over 655,000 people fleeing across the border into Bangladesh; many more have also been displaced within Rakhine State.

The Governments of Bangladesh and Myanmar bilaterally agreed to an *Arrangement On Return Of Displaced Persons from Rakhine State* on 23 November 2017, making reference to international standards, notably safe, dignified, and voluntary return; the commitment to working for 'a comprehensive and durable solution'; and to commencing a process to address root causes in line with RAC recommendations. While UNHCR was neither a party to nor consulted on this agreement, it is considered as playing a key role in assessing the voluntariness of potential returnees and assisting in any actual repatriation.

## Population trends

The total estimated population of concern to UNHCR in Myanmar stood at some 849,731 at year-end. The significant decrease in the estimated number of people of concern to UNHCR in Myanmar is solely the result of the outflow of refugees— the vast majority of whom are stateless persons from Rakhine - from Myanmar into Bangladesh.

## Key achievements

- In south-east Myanmar, UNHCR supported the provision of counselling on civil documentation, information on Housing Land and Property, community-based livelihoods, as well as return and benchmark assessments.
- For the two IDP situations in Rakhine and Kachin / northern Shan States, UNHCR upheld its responsibilities within the inter-agency humanitarian response and assumed both coordination and operational delivery roles in the areas of protection, shelter, non-food items and camp coordination and camp management (CCCM) and delivered services both directly and through partners. UNHCR supported CCCM activities in 150 camps in Kachin, northern Shan and Rakhine States. Some 16,570 displaced people in Myanmar benefitted from UNHCR's support in shelter construction, maintenance and renovation.
- For the stateless population in Rakhine, UNHCR continued its protection monitoring to inform advocacy – directly when the situation so allowed and remotely when it did not - and the provision of humanitarian assistance. UNHCR distributed core-relief items to stateless households affected by post-9 October 2016 crisis, and families impacted by cyclone Mora, which hit coastal regions of Rakhine on 30 May 2017.

## Unmet needs

One of the key protection and assistance gaps faced by UNHCR's people of concern in Myanmar as a result of limited funding is shelter rehabilitation and repairs in IDP camps. Shelter gaps in Rakhine and Kachin/northern Shan are estimated as 23 per cent with over 53,000 IDPs living in shelters in need of repair or construction.

UNHCR also faced limitations with access and in reaching out to all areas for protection monitoring and assistance to persons with specific needs. The frequency of visits and scope of assistance to people with specific needs - especially for the elderly - could not be increased within the level of available resources.



## 2017 Expenditure for Myanmar | USD

The following table presents the final budget and funds available by pillar and the final expenditure at the objective-level, as reported at year-end.

	Pillar 1 Refugee programme	Pillar 2 Stateless programme	Pillar 4 IDP projects	Total
<b>Final Budget</b>	<b>17,782,489</b>	<b>7,704,243</b>	<b>23,675,468</b>	<b>49,162,200</b>
Income from contributions*	4,776,798	1,311,573	4,172,896	10,261,267
Other funds available / transfers	-399,736	2,077,974	6,711,702	8,389,941
<b>Total funds available</b>	<b>4,377,062</b>	<b>3,389,547</b>	<b>10,884,598</b>	<b>18,651,207</b>

<b>Expenditure by Objective</b>				
<b>Favourable Protection Environment</b>				
Law and policy	463,405	246,964	663,513	1,373,882
Legal remedies and legal assistance	0	110,365	119,078	229,443
Public attitudes towards persons of concern	0	94,719	148,992	243,711
<b>Subtotal</b>	<b>463,405</b>	<b>452,047</b>	<b>931,583</b>	<b>1,847,035</b>
<b>Fair Protection Processes and Documentation</b>				
Identification of statelessness	0	253,616	0	253,616
Registration and profiling	0	0	70,968	70,968
Civil status documentation	375,586	47,520	0	423,107
<b>Subtotal</b>	<b>375,586</b>	<b>301,136</b>	<b>70,968</b>	<b>747,691</b>
<b>Security from Violence and Exploitation</b>				
Protection from effects armed conflict	0	106,983	589,340	696,322
SGBV prevention and response	138,889	47,378	160,335	346,602
<b>Subtotal</b>	<b>138,889</b>	<b>154,360</b>	<b>749,675</b>	<b>1,042,925</b>
<b>Basic Needs and Essential Services</b>				
Shelter and infrastructure	0	216,888	3,314,841	3,531,729
Basic and domestic and hygiene Items	0	1,224,813	300,924	1,525,738
Services for persons with specific needs	0	84,647	674,936	759,583
<b>Subtotal</b>	<b>0</b>	<b>1,526,348</b>	<b>4,290,701</b>	<b>5,817,050</b>
<b>Community Empowerment and Self Reliance</b>				
Community mobilization	442,638	0	741,881	1,184,519
Co-existence with local communities	467,617	184,338	87,968	739,923
<b>Subtotal</b>	<b>910,255</b>	<b>184,338</b>	<b>829,848</b>	<b>1,924,442</b>
<b>Durable Solutions</b>				

	Pillar 1 Refugee programme	Pillar 2 Stateless programme	Pillar 4 IDP projects	Total
Voluntary return	645,285	0	267,854	913,138
Reintegration	588,947	0	0	588,947
<b>Subtotal</b>	<b>1,234,232</b>	<b>0</b>	<b>267,854</b>	<b>1,502,085</b>
<b>Leadership, Coordination and Partnerships</b>				
Coordination and partnerships	161,379	0	166,316	327,695
Camp management and coordination	0	0	1,771,978	1,771,978
<b>Subtotal</b>	<b>161,379</b>	<b>0</b>	<b>1,938,294</b>	<b>2,099,673</b>
<b>Logistics and Operations Support</b>				
Supply chain and logistics	0	319,685	463,007	782,692
Operations management, coordination and support	545,491	233,113	994,971	1,773,576
<b>Subtotal</b>	<b>545,491</b>	<b>552,798</b>	<b>1,457,978</b>	<b>2,556,268</b>
<b>2017 Expenditure Total</b>	<b>3,829,238</b>	<b>3,171,029</b>	<b>10,536,901</b>	<b>17,537,167</b>

*\*Income from contributions includes indirect support costs that are recovered from contributions to Pillars 3 and 4, supplementary budgets and the "New or additional activities – mandate-related" (NAM) Reserve. Contributions towards all pillars are included under Pillar 1.*