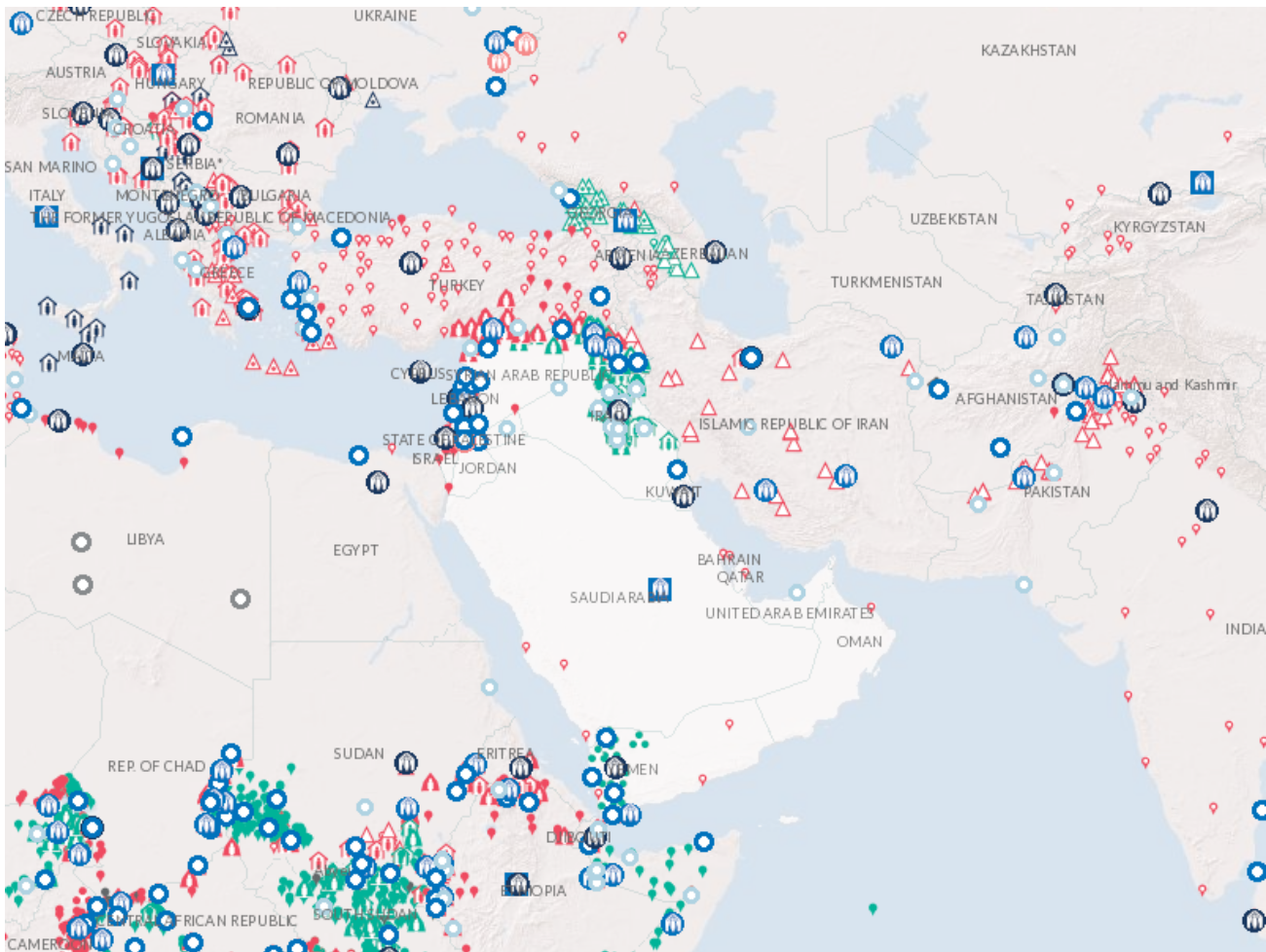
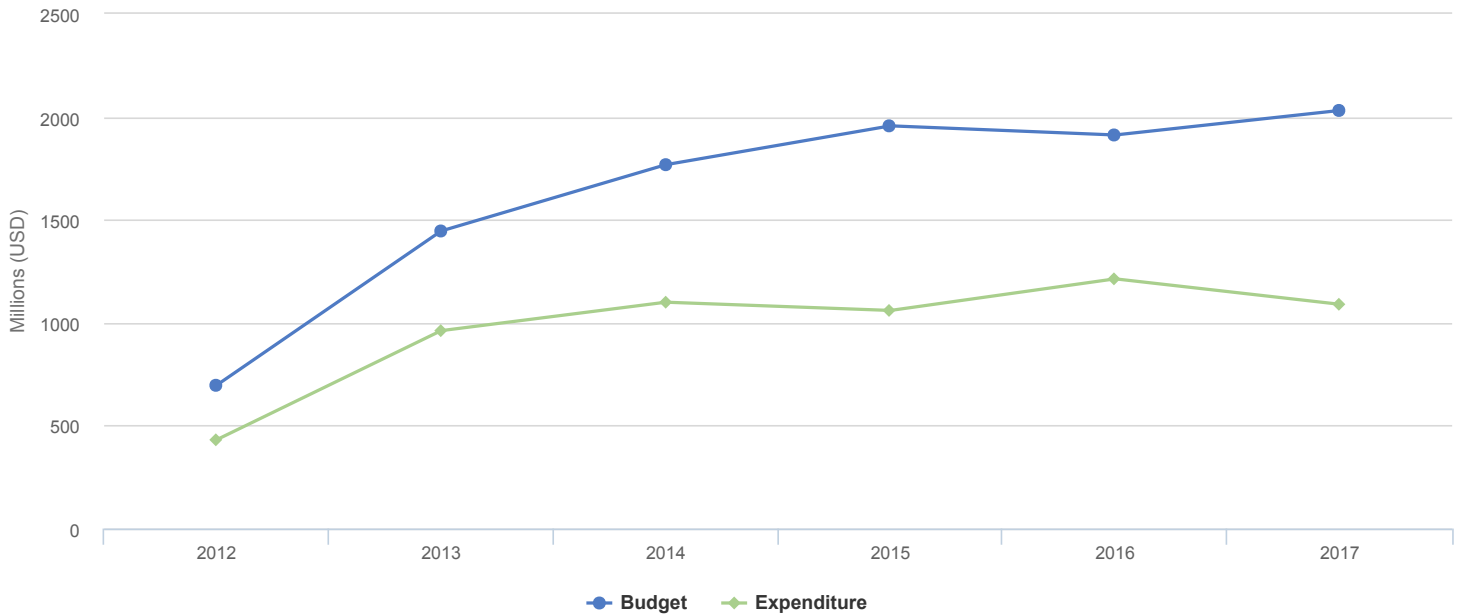


## Subregion: Middle East

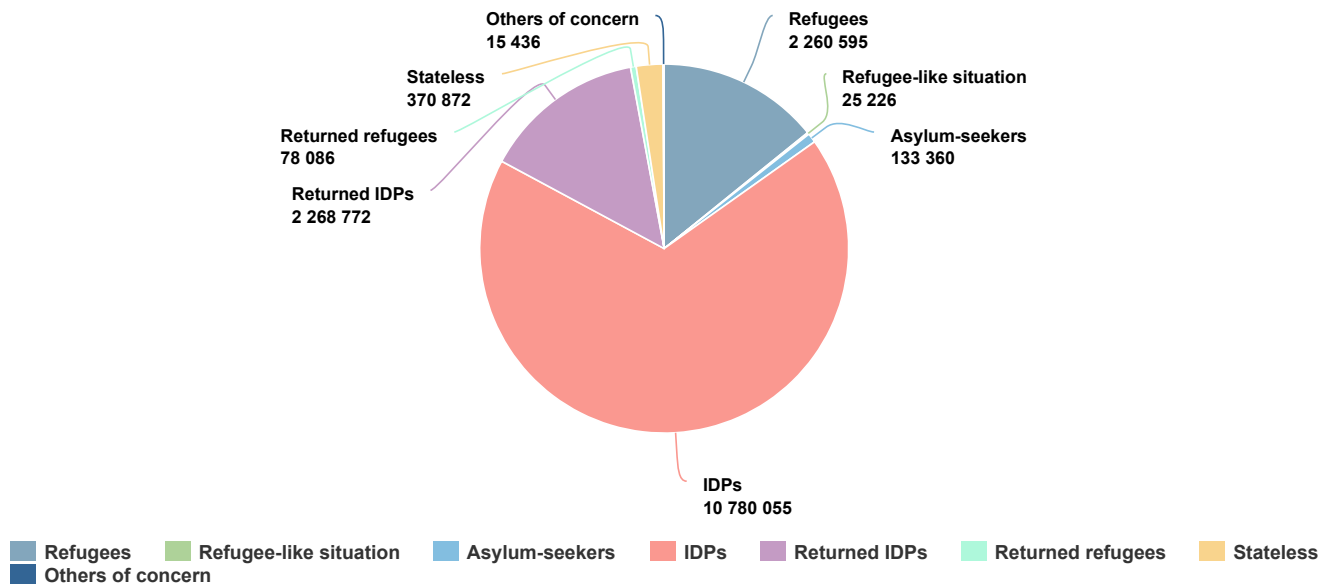
| Bahrain | Iraq | Israel | Jordan | Kuwait | Lebanon | Omar | Qatar | Saudi Arabia | Syrian Arab Republic | United Arab Emirates | Yemen |



## Budgets and Expenditure in Subregion Middle East



## People of Concern - 2017



## Response in 2017

In 2017, the Middle East region continued to experience complex and multiple armed conflicts, particularly in Iraq, Syrian Arab Republic (Syria), and Yemen. Despite insecurity and constrained access, UNHCR remained committed to its work across the subregion. It reached millions of displaced people inside Syria, providing protection, shelter, basic relief items and health assistance. Iraqis received multipurpose cash assistance, while in Yemen, UNHCR provided core relief items, emergency shelter kits, returnee kits and cash based interventions (CBIs) to families.

Despite some positive developments in Iraq, including the return of large numbers of IDPs, UNHCR remained concerned by the risk of further displacement, forced evictions and revenge attacks against communities. By the end of 2017, there were nearly 277,000 Iraqi refugees and asylum seekers registered in the region, making them the second largest refugee population group after Syrians in the region.

The Government of Iraq declared Mosul retaken in mid July 2017, and retaking of all Iraqi territory in December 2017. Despite large numbers of IDP returns, there were still 2.6 million internally displaced Iraqis by the end of the year. Grave protection challenges remained, which could result in further displacement, inter communal violence and SGBV.

The situation in **Syria** continued to be the largest humanitarian and refugee crisis in the world, with some 6.15 million Syrians internally displaced (slightly decreased from 6.3 million during the year) and nearly 5.5 million refugees hosted in Iraq, Jordan, Lebanon, Turkey and across North Africa. Despite security and operational challenges, UNHCR and partners reached approximately 2.6 million people inside Syria with protection services, over 3 million people with core relief items and nearly 480,000 people with emergency and long-term or permanent shelter support, including through cross-border interventions from Jordan and Turkey.

While fighting and displacement continued in some parts, with the emergence of some areas of relative stability, the return of IDPs increased in 2017. While conditions were not assessed to be conducive for returns, there were over 840,000 returns in 2017 including some 77,000 refugee returns. Focus group discussions on return indicate the majority want to return to Syria only when conditions of safety and security exist in areas of return.

UNHCR's refugee response was designed in accordance with the Grand Bargain commitments and the principle of burden- and responsibility-sharing, which is at the core of the Comprehensive Refugee Response Framework (CRRF) contained in Annex I to the New York Declaration for Refugees and Migrants. Together with UNDP, UNHCR continued to lead the Regional Refugee and Resilience Plan in response to the Syria crisis (3RP), which is built around government-led national plans, cost-effective and innovative programming, and carried out in a coalition of over 270 partners. In 2017, 3RP partners, in support of national efforts, reached 3.9 Syrian refugees and members of the host community with health and nutrition services, 2.7 million people with basic needs assistance, and more than 2.7 million people with food assistance.

In **Yemen**, UNHCR significantly expanded its field presence with the establishment of offices in Hudaydah and Sa'ada, allowing for greater outreach to refugees and asylum-seekers, IDPs and host communities. With the conflict in its third year, the situation in Yemen deteriorated even further than predicted, owing to ongoing insecurity, access restrictions, and protracted displacement. Despite the challenges, UNHCR continued to deliver humanitarian and protection assistance to more than 800,000 IDPs and strengthened its outreach programme to benefit more vulnerable refugees. UNHCR also reinforced protection monitoring in coordination with the Protection Cluster to address ever-growing needs and new displacement.

## Operations

*The 2017 response for Iraq (<http://reporting.unhcr.org/node/2547>), Israel (<http://reporting.unhcr.org/node/10324>), Jordan (<http://reporting.unhcr.org/node/2549>), Lebanon (<http://reporting.unhcr.org/node/2520>), the Syrian Arab Republic (<http://reporting.unhcr.org/node/2530>) and Yemen (<http://reporting.unhcr.org/node/2647>) are presented in their dedicated country pages. For other operations in the region, see below.*

The **Gulf Cooperation Council** countries continued to host millions of third-country nationals, many of whom originated from refugee-producing countries. While there were some positive developments in terms of complementary legal pathways, in particular in the United Arab Emirates, the overall protection environment remained restrictive.

Partnership engagement with public and private entities in the Gulf remained a central priority, with UNHCR forging successful relationships that bore significant financial contributions for refugee and IDP operations globally.



## 2017 Voluntary Contributions to Middle East | USD

Earmarking / Donor	Pillar 1 Refugee programme	Pillar 4 IDP projects	All pillars	Total
<b>Middle East overall</b>				
Denmark	4,744,583	0	1,000,000	5,744,583
Finland	4,268,943	0	1,067,236	5,336,179
Germany	8,743,169	0	75,113,146	83,856,316
Iceland	0	0	220,000	220,000
Isle of Man	1,217,772	0	0	1,217,772
Japan	0	0	1,792,436	1,792,436
Norway	4,859,677	0	3,510,825	8,370,502
Philippines	0	0	50,000	50,000
Poland	602,377	0	0	602,377
Portugal	0	0	162,816	162,816
Private donors in Australia	0	0	778,782	778,782
Private donors in Austria	31	0	824	856
Private donors in Bangladesh	0	0	278	278
Private donors in Canada	32,834	0	201,724	234,558
Private donors in China	0	0	60,875	60,875
Private donors in Egypt	168	0	0	168
Private donors in France	0	0	2,920	2,920
Private donors in Germany	0	0	7,724,130	7,724,130
Private donors in Greece	0	0	1,685	1,685
Private donors in India	0	0	1,101	1,101
Private donors in Ireland	0	0	671	671
Private donors in Italy	0	0	61,156	61,156
Private donors in Japan	0	0	67,075	67,075
Private donors in Kuwait	0	0	40,387	40,387
Private donors in Lebanon	21,590	0	0	21,590
Private donors in Monaco	0	0	65,510	65,510
Private donors in Oman	1,213	0	0	1,213
Private donors in Philippines	0	0	31,600	31,600
Private donors in Qatar	0	0	1,000	1,000
Private donors in Saudi Arabia	126,667	0	95	126,762
Private donors in Singapore	0	0	7,128	7,128
Private donors in Spain	0	0	299,661	299,661
Private donors in Sweden	0	0	500,941	500,941
Private donors in Switzerland	0	0	2,906,713	2,906,713
Private donors in Thailand	0	0	48,853	48,853

Earmarking / Donor	Pillar 1 Refugee programme	Pillar 4 IDP projects	All pillars	Total
Private donors in Turkey	83	0	3,941	4,023
Private donors in the Netherlands	0	0	56,946	56,946
Private donors in the Republic of Korea	0	0	1,846,807	1,846,807
Private donors in the United Arab Emirates	6,132	0	200,000	206,132
Private donors in the United Kingdom of Great Britain and Northern Ireland	0	0	372,050	372,050
Private donors in the United States of America	294,566	0	1,860,439	2,155,005
Russian Federation	300,000	0	0	300,000
Slovenia	0	0	33,520	33,520
Spain	21,032	0	0	21,032
Sweden	3,318,951	0	0	3,318,951
United States of America	0	0	146,300,000	146,300,000
<b>Middle East overall subtotal</b>	<b>28,559,790</b>	<b>0</b>	<b>246,393,274</b>	<b>274,953,063</b>
<b>Iraq</b>				
Austria	0	2,347,919	0	2,347,919
Belgium	0	853,242	0	853,242
Bulgaria	0	58,072	0	58,072
Canada	0	0	3,396,226	3,396,226
China	835,333	0	0	835,333
Common Humanitarian Fund Sudan	0	3,842,291	0	3,842,291
European Union	34,929	3,257,329	0	3,292,258
France	0	4,743,105	0	4,743,105
Germany	5,428,882	52,913,300	0	58,342,182
Japan	2,607,600	18,841,800	0	21,449,400
Kuwait	2,580,000	0	0	2,580,000
Lithuania	0	0	42,965	42,965
Luxembourg	0	0	784,519	784,519
Private donors in Australia	0	0	33,543	33,543
Private donors in Brazil	0	6,663	0	6,663
Private donors in China	0	6,425	0	6,425
Private donors in France	0	187	0	187
Private donors in Germany	0	0	2,972,768	2,972,768
Private donors in Italy	0	21,990	0	21,990
Private donors in Philippines	0	0	71	71
Private donors in Qatar	0	1,755,167	0	1,755,167
Private donors in Sweden	0	0	74,937	74,937

Earmarking / Donor	Pillar 1 Refugee programme	Pillar 4 IDP projects	All pillars	Total
Private donors in Switzerland	0	0	1,792	1,792
Private donors in Turkey	0	1,600	0	1,600
Private donors in the United Arab Emirates	0	745,000	97,869	842,869
Private donors in the United Kingdom of Great Britain and Northern Ireland	0	60,399	0	60,399
Private donors in the United States of America	40,000	47,623	300,000	387,623
Republic of Korea	0	0	1,200,000	1,200,000
Spain	1,623	57,308	0	58,931
Sweden	0	2,953,180	1,548,844	4,502,024
Switzerland	0	1,479,290	0	1,479,290
United Kingdom of Great Britain and Northern Ireland	0	12,080,537	0	12,080,537
United States of America	26,500,000	0	0	26,500,000
<b><i>Iraq subtotal</i></b>	<b>38,028,367</b>	<b>106,072,427</b>	<b>10,453,533</b>	<b>154,554,328</b>
<b>Israel</b>				
UNAIDS	85,000	0	0	85,000
<b><i>Israel subtotal</i></b>	<b>85,000</b>	<b>0</b>	<b>0</b>	<b>85,000</b>
<b>Jordan</b>				
Australia	3,776,435	0	0	3,776,435
Austria	1,387,407	0	0	1,387,407
Belgium	1,279,863	0	0	1,279,863
Canada	10,566,038	0	0	10,566,038
Cyprus	11,848	0	0	11,848
Czech Republic	1,692,047	0	0	1,692,047
Estonia	48,026	0	0	48,026
European Union	13,431,137	0	0	13,431,137
France	2,301,553	0	0	2,301,553
Germany	35,272,061	0	0	35,272,061
Italy	1,663,930	0	0	1,663,930
Japan	7,948,575	0	0	7,948,575
Kuwait	5,000,000	0	0	5,000,000
Luxembourg	392,259	0	0	392,259
Malaysia	150,000	0	0	150,000
Netherlands	6,131,266	0	0	6,131,266
Norway	4,095,963	0	0	4,095,963
PRIV DONORS INDONESIA	2,000,000	0	0	2,000,000

Earmarking / Donor	Pillar 1 Refugee programme	Pillar 4 IDP projects	All pillars	Total
PRIV DONORS UNITED ARAB EMIRATES	2,090,432	0	0	2,090,432
Private donors in Australia	261,490	0	0	261,490
Private donors in Austria	80	0	0	80
Private donors in Canada	1,350,532	0	0	1,350,532
Private donors in Egypt	27,651	0	0	27,651
Private donors in Germany	126,304	0	0	126,304
Private donors in Italy	125,774	0	0	125,774
Private donors in Kuwait	34,138	0	0	34,138
Private donors in Lebanon	28,781	0	0	28,781
Private donors in Saudi Arabia	33,330	0	25	33,355
Private donors in Singapore	100,000	0	0	100,000
Private donors in Sweden	24,334	0	0	24,334
Private donors in Switzerland	1,345,044	0	0	1,345,044
Private donors in the Netherlands	1,499,890	0	0	1,499,890
Private donors in the United Arab Emirates	204,011	0	0	204,011
Private donors in the United Kingdom of Great Britain and Northern Ireland	673,512	0	0	673,512
Private donors in the United States of America	167,309	0	517,906	685,215
Saudi Arabia	5,000,000	0	0	5,000,000
Spain	1,375,733	0	0	1,375,733
Sweden	583,363	0	0	583,363
Switzerland	1,160,671	0	0	1,160,671
UN Action Against Sexual Violence in Conflict	140,213	0	0	140,213
United Kingdom of Great Britain and Northern Ireland	191,828	0	0	191,828
United States of America	67,370,000	0	0	67,370,000
<b>Jordan subtotal</b>	<b>181,062,828</b>	<b>0</b>	<b>517,931</b>	<b>181,580,759</b>
<b>Lebanon</b>				
Australia	2,265,861	0	0	2,265,861
Belgium	1,279,863	0	0	1,279,863
Canada	13,584,906	0	0	13,584,906
Cyprus	23,697	0	0	23,697
Czech Republic	232,450	0	0	232,450
Estonia	48,026	0	0	48,026
European Union	39,951,482	0	0	39,951,482
France	2,585,776	0	0	2,585,776
Germany	50,626,601	0	0	50,626,601



Earmarking / Donor	Pillar 1 Refugee programme	Pillar 4 IDP projects	All pillars	Total
Italy	1,742,160	0	0	1,742,160
Japan	1,194,625	0	0	1,194,625
Luxembourg	392,259	0	0	392,259
Netherlands	8,079,060	0	0	8,079,060
Norway	11,186,733	0	0	11,186,733
PRIV DONORS UNITED ARAB EMIRATES	1,032,142	0	0	1,032,142
Private donors in Austria	0	0	80	80
Private donors in Italy	290,032	0	1,469	291,501
Private donors in Kuwait	500,000	0	0	500,000
Private donors in Qatar	200,000	0	0	200,000
Private donors in Saudi Arabia	213,330	0	25	213,355
Private donors in Singapore	132,700	0	0	132,700
Private donors in Spain	7,964	0	0	7,964
Private donors in Switzerland	50,050	0	0	50,050
Private donors in the United States of America	10,379	0	0	10,379
Republic of Korea	1,000,000	0	0	1,000,000
Spain	1,801,682	0	0	1,801,682
Sweden	583,363	0	0	583,363
Switzerland	986,193	0	0	986,193
United Kingdom of Great Britain and Northern Ireland	6,812,077	0	0	6,812,077
United States of America	136,700,000	0	0	136,700,000
<b>Lebanon subtotal</b>	<b>283,513,410</b>	<b>0</b>	<b>1,574</b>	<b>283,514,984</b>
<b>Regional activities</b>				
Italy	126,823	0	0	126,823
<b>Regional activities subtotal</b>	<b>126,823</b>	<b>0</b>	<b>0</b>	<b>126,823</b>
<b>Saudi Arabia Regional Office</b>				
Kuwait	0	0	39,490	39,490
<b>Saudi Arabia Regional Office subtotal</b>	<b>0</b>	<b>0</b>	<b>39,490</b>	<b>39,490</b>
<b>Syrian Arab Republic</b>				
Canada	0	7,473,842	0	7,473,842
Common Humanitarian Fund Sudan	0	1,226,886	0	1,226,886
European Union	0	5,688,282	0	5,688,282
Finland	0	1,067,236	0	1,067,236
France	0	542,888	0	542,888

Earmarking / Donor	Pillar 1 Refugee programme	Pillar 4 IDP projects	All pillars	Total
Germany	0	45,847,852	0	45,847,852
Japan	0	7,825,057	0	7,825,057
Liechtenstein	0	101,626	0	101,626
Lithuania	0	17,773	0	17,773
Norway	0	11,234,482	0	11,234,482
Private donors in Germany	0	0	437,580	437,580
Private donors in Italy	0	0	44,223	44,223
Private donors in Qatar	0	3,768,438	0	3,768,438
Private donors in Sweden	0	273,417	0	273,417
Private donors in Switzerland	0	4,375	0	4,375
Private donors in the Netherlands	0	2,085,476	0	2,085,476
Private donors in the United States of America	0	9,110	300,000	309,110
Republic of Korea	0	0	1,000,000	1,000,000
Russian Federation	0	500,000	0	500,000
Saudi Arabia	0	5,000,000	0	5,000,000
Spain	0	533,618	0	533,618
Sweden	0	1,659,476	0	1,659,476
Switzerland	0	493,097	0	493,097
UNICEF	0	871,755	0	871,755
United States of America	0	53,000,000	0	53,000,000
<b>Syrian Arab Republic subtotal</b>	<b>0</b>	<b>149,224,685</b>	<b>1,781,803</b>	<b>151,006,487</b>
<b>Syrian Regional Refugee Coordination Office</b>				
Japan	0	1,069,893	0	1,069,893
Private donors in Switzerland	0	10,100	0	10,100
United States of America	0	9,000,000	0	9,000,000
<b>Syrian Regional Refugee Coordination Office subtotal</b>	<b>0</b>	<b>10,079,993</b>	<b>0</b>	<b>10,079,993</b>
<b>United Arab Emirates</b>				
United Arab Emirates	0	0	126,000	126,000
<b>United Arab Emirates subtotal</b>	<b>0</b>	<b>0</b>	<b>126,000</b>	<b>126,000</b>
<b>Yemen</b>				
Belgium	0	1,422,071	0	1,422,071
Bulgaria	0	0	54,289	54,289
Canada	0	0	1,486,989	1,486,989
Common Humanitarian Fund Sudan	0	1,632,713	0	1,632,713

Earmarking / Donor	Pillar 1 Refugee programme	Pillar 4 IDP projects	All pillars	Total
European Union	0	0	4,479,283	4,479,283
Finland	0	0	1,742,160	1,742,160
France	0	0	200,000	200,000
Holy See	0	0	5,000	5,000
Japan	5,719,284	1,855,091	0	7,574,375
Liechtenstein	0	101,626	0	101,626
PRIV DONORS UNITED ARAB EMIRATES	0	192,000	0	192,000
Private donors in Egypt	56,632	0	0	56,632
Private donors in France	118,064	0	0	118,064
Private donors in Germany	0	0	1,200,423	1,200,423
Private donors in India	0	0	156	156
Private donors in Qatar	0	250,000	738,303	988,303
Private donors in Singapore	0	30,838	157,482	188,320
Private donors in Switzerland	0	0	59,307	59,307
Private donors in the United Kingdom of Great Britain and Northern Ireland	0	0	92	92
Private donors in the United States of America	152,025	138,000	75	290,100
Saudi Arabia	0	4,661,880	0	4,661,880
Sweden	0	1,659,476	0	1,659,476
Switzerland	0	0	986,193	986,193
United Kingdom of Great Britain and Northern Ireland	1,076,476	1,369,807	0	2,446,283
United States of America	11,670,000	8,000,000	2,850,000	22,520,000
<b>Yemen subtotal</b>	<b>18,792,481</b>	<b>21,313,501</b>	<b>13,959,753</b>	<b>54,065,735</b>
<b>Total</b>	<b>550,168,698</b>	<b>286,690,607</b>	<b>273,273,357</b>	<b>1,110,132,662</b>

Note: