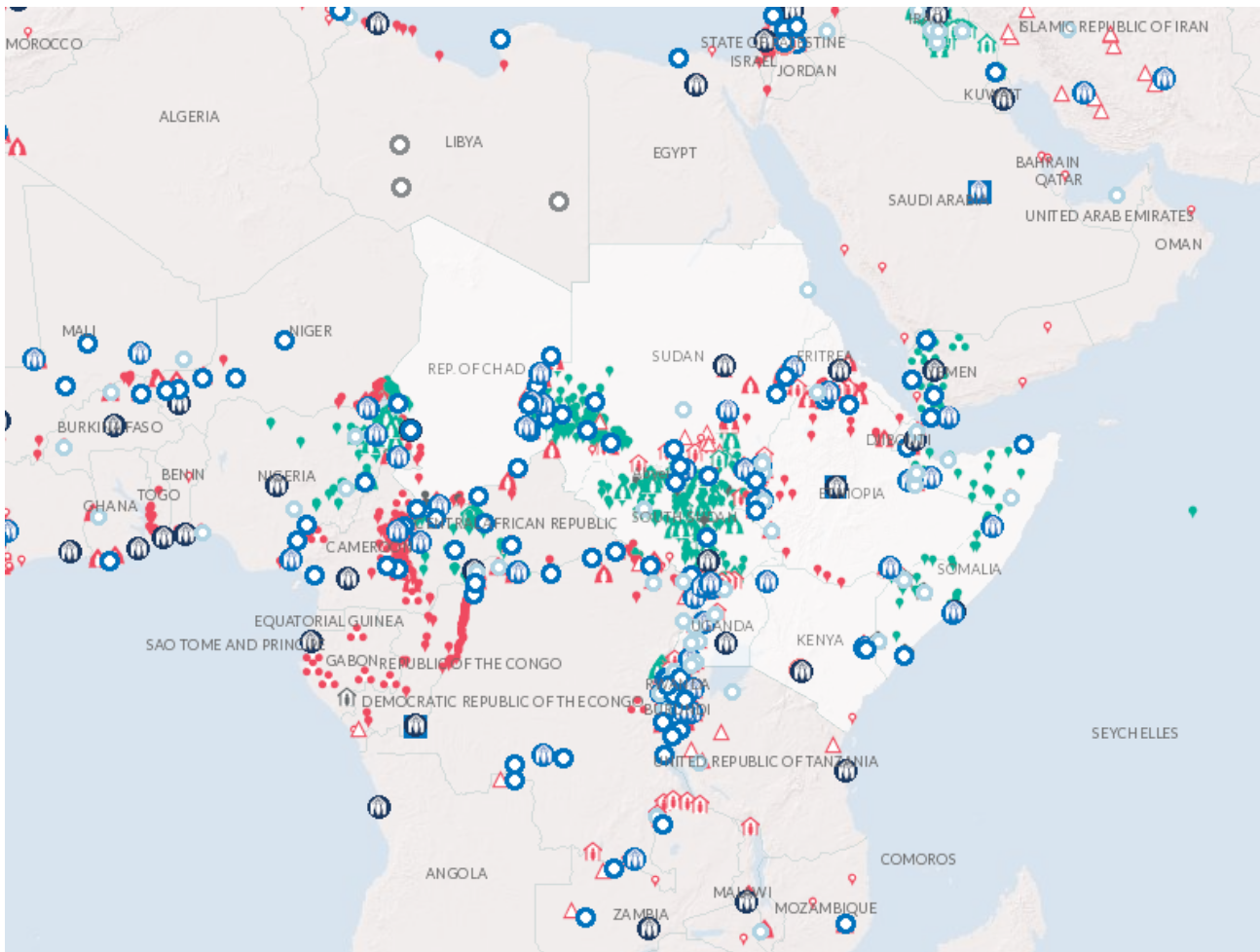
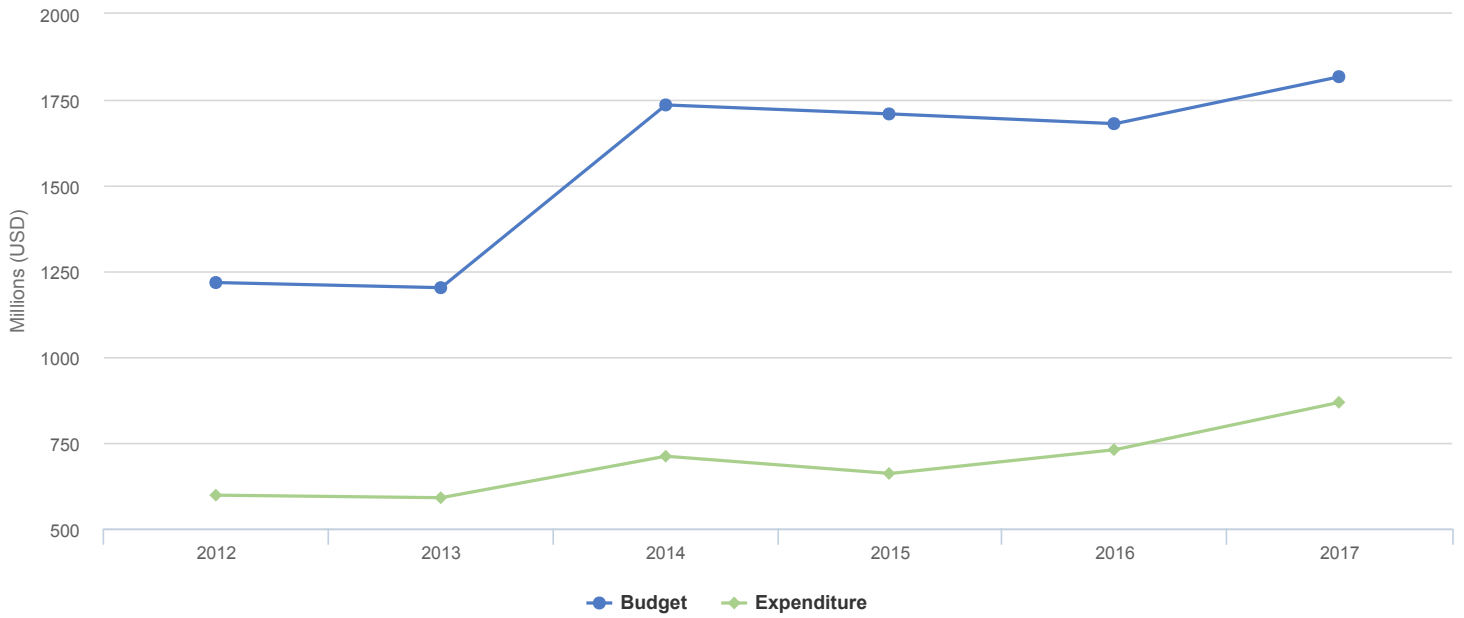


## Subregion: East and Horn of Africa

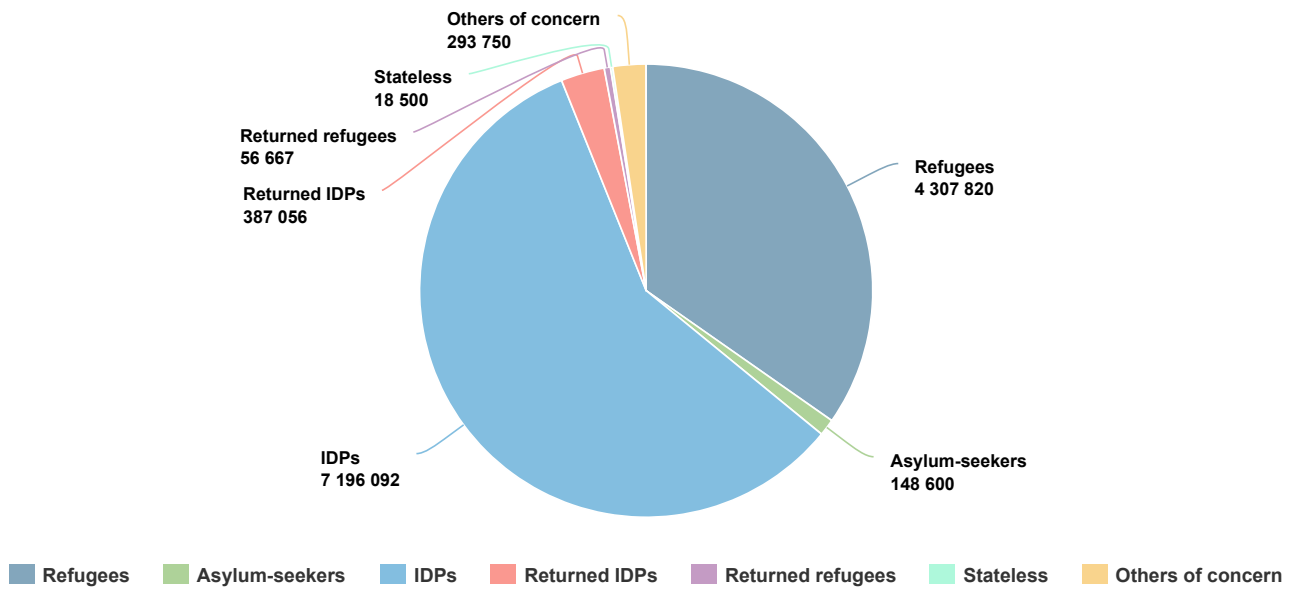
| Chad | Djibouti | Eritrea | Ethiopia | Kenya | Somalia | South Sudan | Sudan | Uganda |



### Budgets and Expenditure in Subregion East and Horn of Africa



### People of Concern - 2017



## Response in 2017

Protracted political strife arising from local and national grievances and inter-communal conflicts coupled with serious and large scale human rights violations continued to make the East and Horn of Africa one of the most unstable and complex sub-regions in the continent. Furthermore, approximately 15 million people faced severe food insecurity and malnutrition in the sub-region due to recurring drought since 2011.

Progress towards peace in South Sudan remained elusive. Despite the launch of a nation-wide dialogue by President Salva Kiir and the creation of the High-Level Revitalization Forum (HLRF) in May and June 2017 respectively, the humanitarian crisis in the country continued to deepen due to the economic decline and inter-communal violence. By December 2017, over 1.9 million South Sudanese were internally displaced and more than 2.4 million were refugees in neighbouring countries, reflecting an increase of some 1 million refugees in 2017 compared to 2016.

By the end of 2017, two-long decades of violence and instability resulted in the internal displacement of more than 2.1 million Somalis and forced another 900,000 to seek refuge in neighbouring countries and Yemen. Somali refugees and returnees were a key feature on the agenda of regional and bilateral forums over the year. In March 2017, the Inter-Governmental Authority on Development (IGAD)' Heads of State and Government met during a Special Summit in Nairobi to agree on a framework that would enable the region to find durable solutions to the Somalia crisis. This commitment is expressed in the Nairobi Declaration and Plan of Action on durable solutions for Somali refugees and reintegration of returnees in Somalia, a pioneering regional agreement building on the Comprehensive Refugee Response Framework and the New York Declaration.

In response to the Nairobi Plan of Action, a regional ministerial conference on refugee education was held in December 2017 in Djibouti. The meeting adopted the Djibouti Declaration on Regional Refugee Education and its accompanying Plan of Action to take collective action to ensure equal access to quality education for refugees, returnees and host communities.

More than 100,000 Somali refugees returned to Somalia mainly from Kenya and smaller numbers from Yemen. Although the operational context in Somalia was characterized by unpredictable and significant humanitarian challenges, UNHCR continued to ensure the provision of assistance and protection to refugees, asylum-seekers and IDPs.

In addition to Somalia and South Sudan situations, inter-communal conflict in the Oromia and Somali regions of Ethiopia displaced approximately one million people in 2017. In addition, UNHCR continued to seek durable solutions to address the needs of the continued influx of refugees from the Democratic Republic of Congo, Ethiopia, Yemen and Syria into East Africa.

UNHCR remained concerned about the increased displacement, especially in light of funding constraints in the sub-region. Substantial gaps remained in meeting the protection and assistance needs of people of concern because of limited resources but also due to continuous deterioration of security coupled with increasing logistical challenges.



## 2017 Voluntary Contributions to East and Horn of Africa | USD

Earmarking / Donor	Pillar 1 Refugee programme	Pillar 3 Reintegration projects	Pillar 4 IDP projects	All pillars	Total
<b>East and Horn of Africa overall</b>					
Finland	0	0	0	3,201,708	3,201,708
Germany	0	0	0	45,546,244	45,546,244
Holy See	5,000	0	0	0	5,000
Ireland	1,067,236	0	0	0	1,067,236
Netherlands	2,322,880	0	0	0	2,322,880
Norway	6,085,406	0	0	0	6,085,406
PRIV DONORS UNITED ARAB EMIRATES	0	0	0	3,078	3,078
Private donors in Australia	0	0	0	84,082	84,082
Private donors in Austria	0	0	0	53	53
Private donors in Brazil	0	0	0	126	126
Private donors in Canada	0	0	0	49,973	49,973
Private donors in China	0	0	0	42,003	42,003
Private donors in France	0	0	0	566	566
Private donors in Germany	0	0	0	3,781,746	3,781,746
Private donors in Ghana	0	0	0	10,000	10,000
Private donors in Italy	0	0	0	12,810	12,810
Private donors in Japan	0	0	0	52,518	52,518
Private donors in Spain	0	0	0	68,776	68,776
Private donors in Sweden	0	0	0	105,582	105,582
Private donors in Switzerland	0	0	0	323,469	323,469
Private donors in the Netherlands	0	0	0	118	118
Private donors in the Republic of Korea	0	0	0	15,681	15,681
Private donors in the United Kingdom of Great Britain and Northern Ireland	0	0	0	108,921	108,921
Private donors in the United States of America	0	0	0	246,957	246,957
Sweden	0	0	0	2,746,314	2,746,314
<b>East and Horn of Africa overall subtotal</b>	<b>9,480,522</b>	<b>0</b>	<b>0</b>	<b>56,400,725</b>	<b>65,881,248</b>
<b>Chad</b>					
Canada	0	0	0	1,858,736	1,858,736
Central Emergency Response Fund (CERF)	287,239	0	99,996	0	387,235
European Union	5,028,285	0	0	0	5,028,285
France	1,910,567	0	0	0	1,910,567
Germany	1,119,821	0	0	0	1,119,821
Japan	1,938,000	0	0	0	1,938,000

Earmarking / Donor	Pillar 1 Refugee programme	Pillar 3 Reintegration projects	Pillar 4 IDP projects	All pillars	Total
Private donors in Germany	0	0	0	77,093	77,093
Private donors in Italy	118	0	0	168	286
Private donors in Qatar	1,768,438	0	0	0	1,768,438
Private donors in Spain	120,033	0	0	0	120,033
Private donors in the Netherlands	356,062	0	0	0	356,062
Private donors in the United States of America	504	0	0	1,975	2,479
Spain	231,886	0	0	0	231,886
Switzerland	1,175,174	0	0	0	1,175,174
United States of America	0	0	0	24,800,000	24,800,000
<b>Chad subtotal</b>	<b>13,936,128</b>	<b>0</b>	<b>99,996</b>	<b>26,737,973</b>	<b>40,774,097</b>
<b>Djibouti</b>					
Canada	0	0	0	167,286	167,286
Intergovernmental Authority on Development	28,834	0	0	0	28,834
Luxembourg	0	0	0	209,205	209,205
United States of America	0	0	0	5,400,000	5,400,000
<b>Djibouti subtotal</b>	<b>28,834</b>	<b>0</b>	<b>0</b>	<b>5,776,491</b>	<b>5,805,326</b>
<b>Ethiopia</b>					
African Union	100,000	0	0	0	100,000
Australia	1,416,853	0	0	0	1,416,853
Canada	0	0	0	743,494	743,494
Common Humanitarian Fund Sudan	650,220	0	0	0	650,220
Denmark	180,000	0	0	0	180,000
European Union	3,008,841	0	0	0	3,008,841
Germany	1,612,603	0	0	0	1,612,603
Ireland	1,269,568	0	0	0	1,269,568
Japan	2,438,000	0	0	0	2,438,000
Netherlands	2,738,597	0	0	0	2,738,597
Private donors in Australia	604,147	0	0	85,565	689,713
Private donors in Germany	0	0	0	42,418	42,418
Private donors in Qatar	2,268,438	0	0	0	2,268,438
Private donors in Spain	1,283,984	0	0	0	1,283,984
Private donors in Switzerland	80,645	0	0	0	80,645
Private donors in the Netherlands	6,487,020	0	0	0	6,487,020
Private donors in the United States of America	787,078	0	0	0	787,078
Republic of Korea	600,000	0	0	0	600,000

Earmarking / Donor	Pillar 1 Refugee programme	Pillar 3 Reintegration projects	Pillar 4 IDP projects	All pillars	Total
Sweden	0	0	0	885,054	885,054
UNICEF	1,200,000	0	0	0	1,200,000
United Kingdom of Great Britain and Northern Ireland	0	0	0	7,701,505	7,701,505
United Nations Department of Economic and Social Affairs	369,392	0	0	0	369,392
United States of America	19,238,331	0	0	36,300,000	55,538,331
<b>Ethiopia subtotal</b>	<b>46,333,717</b>	<b>0</b>	<b>0</b>	<b>45,758,036</b>	<b>92,091,753</b>
<b>Kenya</b>					
Canada	0	0	0	3,717,472	3,717,472
European Union	5,271,473	0	0	0	5,271,473
France	200,000	0	0	0	200,000
Germany	566,251	0	0	4,146,919	4,713,171
Japan	1,938,000	0	0	0	1,938,000
Netherlands	453,500	0	0	0	453,500
Private donors in Canada	199,113	0	0	371	199,484
Private donors in Germany	81,301	0	0	0	81,301
Private donors in Qatar	2,054,735	0	0	0	2,054,735
Private donors in Spain	69,914	0	0	0	69,914
Private donors in the Netherlands	1,051,447	0	0	0	1,051,447
Private donors in the Republic of Korea	260,391	0	0	0	260,391
Private donors in the United Kingdom of Great Britain and Northern Ireland	69,558	0	0	0	69,558
Private donors in the United States of America	468,514	0	0	314,279	782,793
Sweden	173,793	0	0	0	173,793
Switzerland	1,775,148	0	0	0	1,775,148
UN Peacebuilding Fund	333,333	0	0	0	333,333
United Kingdom of Great Britain and Northern Ireland	8,543,012	0	0	0	8,543,012
United States of America	4,295,050	0	0	37,100,000	41,395,050
<b>Kenya subtotal</b>	<b>27,804,533</b>	<b>0</b>	<b>0</b>	<b>45,279,041</b>	<b>73,083,574</b>
<b>Somalia</b>					
Austria	0	0	1,201,923	0	1,201,923
Belgium	0	0	1,422,071	0	1,422,071
Canada	0	0	0	557,621	557,621
Central Emergency Response Fund (CERF)	2,074,193	0	775,841	0	2,850,034
European Union	1,560,221	2,536,137	433,986	0	4,530,344
France	651,466	0	0	1,085,776	1,737,242

Earmarking / Donor	Pillar 1 Refugee programme	Pillar 3 Reintegration projects	Pillar 4 IDP projects	All pillars	Total
Germany	1,127,396	0	1,127,396	0	2,254,791
Italy	0	0	0	291,946	291,946
Japan	4,859,050	4,921,913	556,400	206,637	10,544,000
Private donors in Germany	0	0	0	1,060,445	1,060,445
Private donors in Italy	0	0	0	96	96
Private donors in Japan	0	0	349,625	0	349,625
Private donors in Qatar	1,250,000	0	0	0	1,250,000
Private donors in Switzerland	0	0	0	116,728	116,728
Private donors in the United Arab Emirates	786,000	0	214,000	0	1,000,000
Private donors in the United Kingdom of Great Britain and Northern Ireland	0	0	0	244,798	244,798
Private donors in the United States of America	195,000	0	18,216	967	214,183
Saudi Arabia	2,404,000	0	0	0	2,404,000
Sweden	0	0	0	1,106,317	1,106,317
UN Peacebuilding Fund	0	500,000	0	0	500,000
UN-Habitat	0	0	115,000	0	115,000
United States of America	0	0	7,980,000	13,600,000	21,580,000
<b>Somalia subtotal</b>	<b>14,907,325</b>	<b>7,958,050</b>	<b>14,194,458</b>	<b>18,271,332</b>	<b>55,331,165</b>
<b>South Sudan</b>					
Canada	0	0	0	1,040,892	1,040,892
European Union	8,094,755	0	2,783,034	0	10,877,789
Germany	0	0	566,251	0	566,251
Intergovernmental Authority on Development	418,491	0	0	0	418,491
Japan	4,876,000	0	0	896,218	5,772,218
Luxembourg	0	0	0	366,109	366,109
Private donors in Australia	0	0	0	227,353	227,353
Private donors in Germany	0	0	0	2,829,680	2,829,680
Private donors in Italy	0	0	0	295,275	295,275
Private donors in Japan	1,410,444	0	0	0	1,410,444
Private donors in Qatar	1,768,438	0	0	0	1,768,438
Private donors in Spain	0	0	0	16,287	16,287
Private donors in Sweden	0	0	0	520	520
Private donors in the United Kingdom of Great Britain and Northern Ireland	13,750	0	0	31	13,781
Private donors in the United States of America	192,799	0	0	1,090,836	1,283,634
United States of America	0	0	0	50,033,788	50,033,788



Earmarking / Donor	Pillar 1 Refugee programme	Pillar 3 Reintegration projects	Pillar 4 IDP projects	All pillars	Total
<b>South Sudan subtotal</b>	<b>16,774,677</b>	<b>0</b>	<b>3,349,285</b>	<b>56,796,988</b>	<b>76,920,951</b>
<b>Sudan</b>					
Canada	0	0	0	1,338,290	1,338,290
Central Emergency Response Fund (CERF)	3,602,637	0	68,303	0	3,670,940
Common Humanitarian Fund Sudan	1,028,815	0	558,084	0	1,586,899
Denmark	1,000,000	0	0	0	1,000,000
European Union	7,537,543	0	0	0	7,537,543
Germany	4,194,370	0	0	0	4,194,370
Intergovernmental Authority on Development	152,873	0	0	0	152,873
Japan	1,871,976	0	605,054	106,970	2,584,000
Luxembourg	0	0	0	156,904	156,904
Netherlands	989,601	0	0	0	989,601
Norway	592,979	0	0	0	592,979
Private donors in Italy	0	0	534	0	534
Private donors in Qatar	1,153,057	0	0	0	1,153,057
Private donors in the Netherlands	1,293,797	0	0	0	1,293,797
Private donors in the United States of America	504	0	0	1,975	2,479
Republic of Korea	291,311	0	0	0	291,311
Sweden	0	0	0	1,106,317	1,106,317
Switzerland	2,164,308	0	0	0	2,164,308
UNDP	1,394,426	0	0	0	1,394,426
United Kingdom of Great Britain and Northern Ireland	7,426,045	0	0	0	7,426,045
United Nations Darfur Fund	0	0	242,761	0	242,761
United States of America	13,800,000	0	0	30,300,000	44,100,000
<b>Sudan subtotal</b>	<b>48,494,243</b>	<b>0</b>	<b>1,474,736</b>	<b>33,010,456</b>	<b>82,979,435</b>
<b>Uganda</b>					
Australia	3,728,561	0	0	0	3,728,561
Austria	1,802,885	0	0	0	1,802,885
Belgium	986,652	0	0	0	986,652
Canada	0	0	0	2,288,913	2,288,913
Central Emergency Response Fund (CERF)	4,651,651	0	0	0	4,651,651
Denmark	4,475,101	0	0	0	4,475,101
European Union	15,499,365	0	0	11,418,269	26,917,635
Finland	0	0	0	1,067,236	1,067,236
France	150,000	0	0	0	150,000

Earmarking / Donor	Pillar 1 Refugee programme	Pillar 3 Reintegration projects	Pillar 4 IDP projects	All pillars	Total
Germany	16,360,286	0	0	0	16,360,286
Holy See	0	0	0	5,000	5,000
Intergovernmental Authority on Development	246,799	0	0	0	246,799
Ireland	1,880,745	0	0	0	1,880,745
Italy	1,046,025	0	0	0	1,046,025
Japan	6,584,000	0	0	0	6,584,000
Netherlands	1,137,656	0	0	0	1,137,656
Norway	2,478,349	0	0	0	2,478,349
Private donors in Australia	742,782	0	0	145,192	887,974
Private donors in Canada	175,890	0	0	244	176,134
Private donors in Germany	315,500	0	0	0	315,500
Private donors in Ireland	0	0	0	120	120
Private donors in Italy	512,738	0	0	3,693	516,431
Private donors in Qatar	1,441,309	0	0	0	1,441,309
Private donors in Switzerland	47,183	0	0	48,440	95,623
Private donors in Uganda	0	0	0	5,370	5,370
Private donors in the Republic of Korea	0	0	0	14,909	14,909
Private donors in the United Kingdom of Great Britain and Northern Ireland	0	0	0	788	788
Private donors in the United States of America	1,447,106	0	0	1,410,234	2,857,340
Republic of Korea	2,229,667	0	0	0	2,229,667
Sweden	1,785,219	0	0	0	1,785,219
Switzerland	986,193	0	0	0	986,193
United Arab Emirates	1,592,117	0	0	0	1,592,117
United Kingdom of Great Britain and Northern Ireland	14,349,902	0	0	0	14,349,902
United States of America	68,737,665	0	0	47,700,000	116,437,665
<b>Uganda subtotal</b>	<b>155,391,345</b>	<b>0</b>	<b>0</b>	<b>64,108,409</b>	<b>219,499,754</b>
<b>Total</b>	<b>333,151,325</b>	<b>7,958,050</b>	<b>19,118,475</b>	<b>352,139,452</b>	<b>712,367,302</b>

Note: