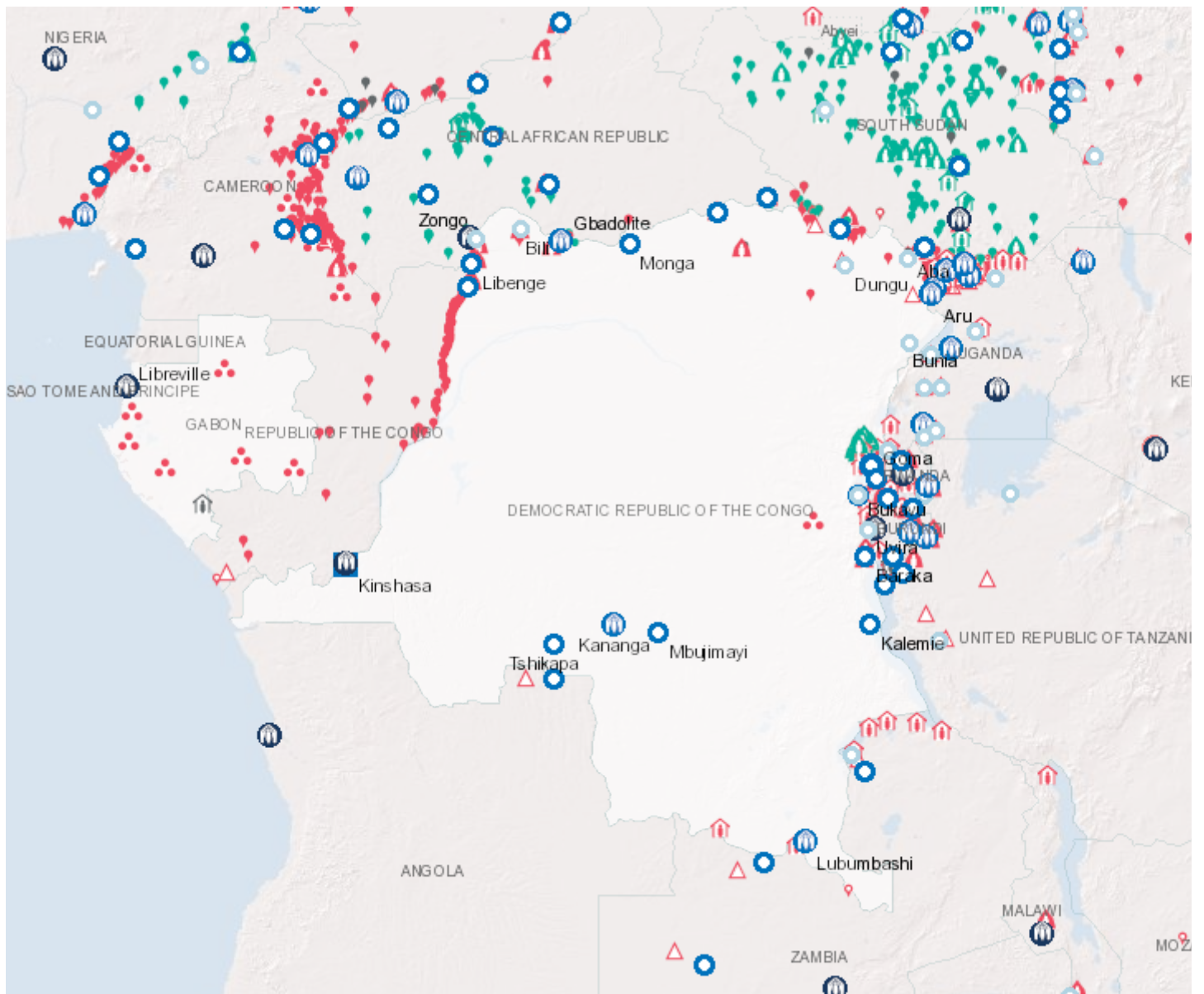


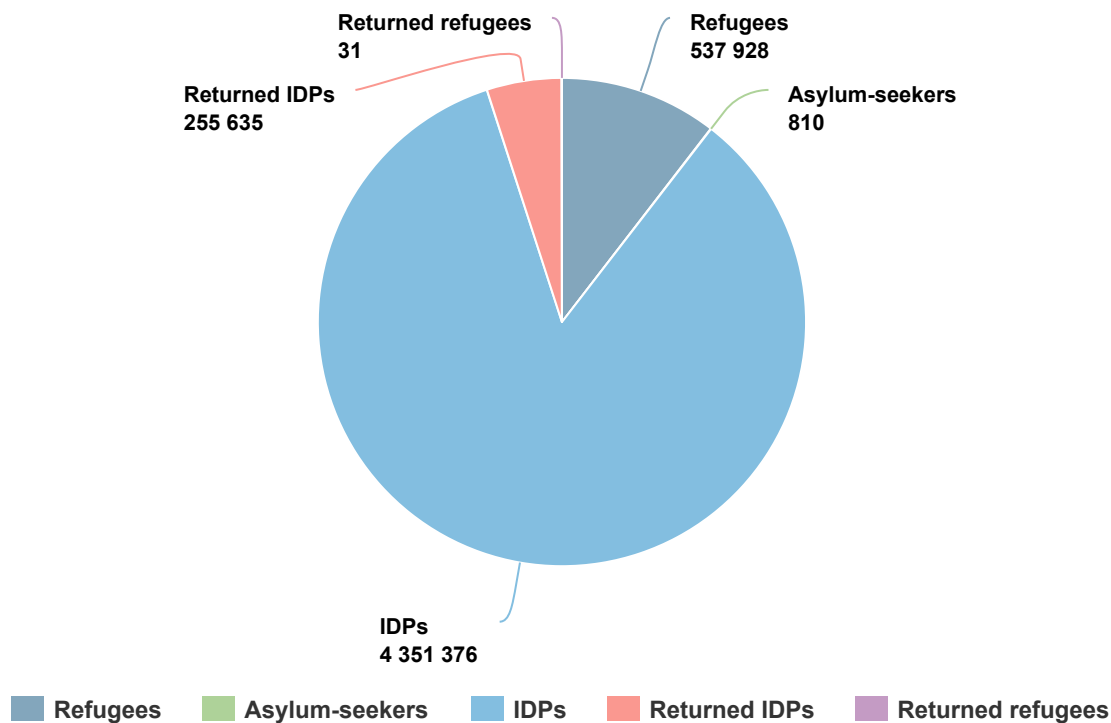
## Operation: Democratic Republic of the Congo Regional Office



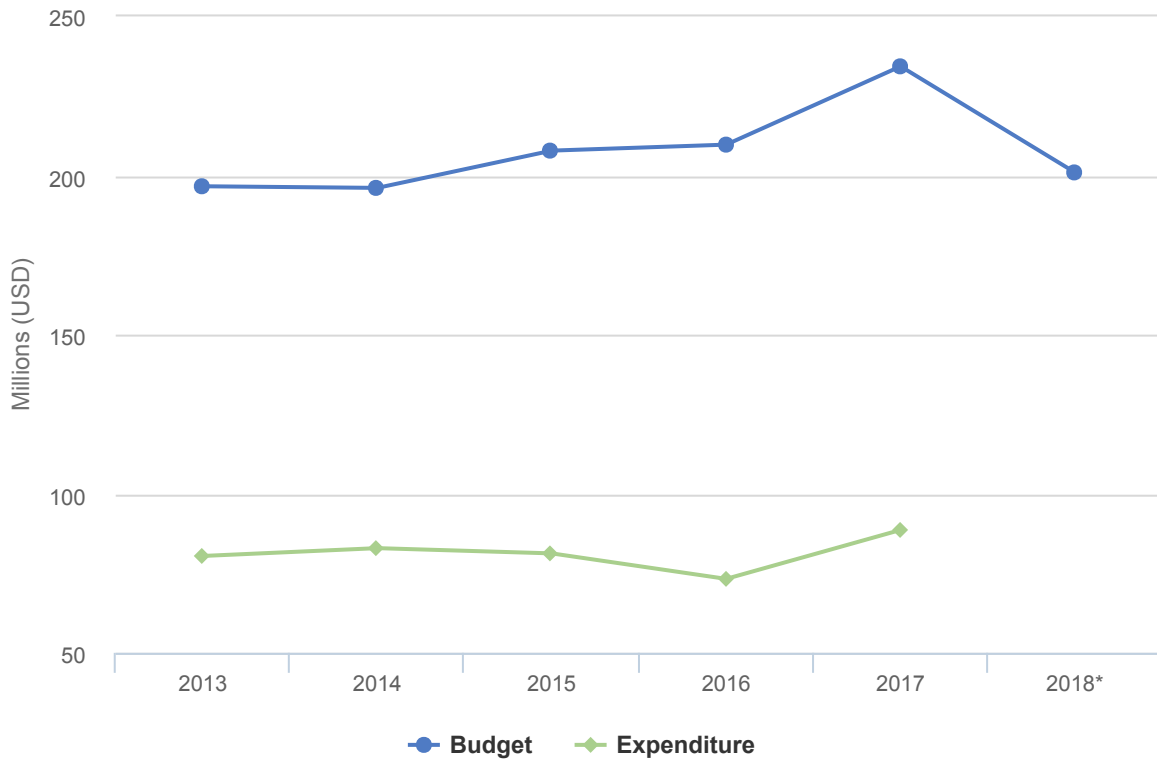
## People of Concern

**55 %** INCREASE IN  
**2017**

<b>2017</b>	5,145,780
<b>2016</b>	3,321,847
<b>2015</b>	2,701,921



## Budgets and Expenditure for Democratic Republic of the Congo Regional Office



## Operational context

The general situation in the Democratic Republic of the Congo (DRC) continued to deteriorate. Intercommunal conflict in the Kasai region displaced thousands of people within the DRC and resulted in their movement to Angola. A sharp deterioration in the situation in the Kasai region, South Kivu and Tanganyika provinces led to the declaration of an Inter-Agency Standing Committee system-wide Level -3 emergency in October 2017 and drastically increased internal displacement. By the end of 2017, some 4.5 million people were displaced internally—including 1.9 million displaced people in 2017 alone—and more than 685,000 Congolese refugees—the majority of them women and children—were seeking protection in neighbouring countries. Uganda and Zambia registered some 47,000 and 17,000 new arrivals respectively in 2017. UNHCR increased its presence in the DRC and neighbouring countries, focusing on protection and lifesaving assistance.

In parallel, the DRC continued to receive refugee flows from Burundi, the Central African Republic (CAR) and South Sudan. New arrivals from CAR and South Sudan preferred to not relocate to existing camps. However, UNHCR is implementing an out of camp approach in the DRC.

The implementation of the comprehensive strategy for durable solutions for Rwandan refugees continued to be stalled due to challenges with biometric registration, and the lack of the option for Rwandans to integrate locally.

## Population trends

The number of refugees in the DRC increased from just under 452,000 at the beginning of the year to more than 537,000 at the end of 2017, representing an increase of 36 per cent. The IDP figure increased drastically from 2.2 million to 4.5 million IDPs during the year.

## Key achievements

- With UNHCR's support, the International Conference on the Great Lakes Region (ICGLR) adopted a ministerial declaration and plan of action on the eradication of statelessness, which will pave the way for significant reforms in ICGLR's Member States.
- 18,075 Rwandan refugees repatriated voluntarily, representing the highest number in the past five years.
- 100% of Burundian refugees biometrically registered on an individual basis.
- 100% of Central African households received basic and domestic items.
- 100% of South Sudanese living with HIV had access to antiretroviral therapy through the support of the National Programme.

## Unmet needs

- The lack of funds and staff capacity was critical to support IDPs, with gaps in all sectors.
- Due to lack of resources UNHCR could not identify and refer new Central African refugees living out of the camp.
- 7,000 South Sudanese families urgently required an appropriate shelter.
- The gap of latrines across the refugee sites reached more than 9,000.



# 2017 Expenditure for Democratic Republic of the Congo Regional Office | USD

The following table presents the final budget and funds available by pillar and the final expenditure at the objective-level, as reported at year-end.

	Pillar 1 Refugee programme	Pillar 2 Stateless programme	Pillar 3 Reintegration projects	Pillar 4 IDP projects	Total
<b>Final Budget</b>	<b>136,711,626</b>	<b>1,948,898</b>	<b>29,873,246</b>	<b>65,779,128</b>	<b>234,312,899</b>
Income from contributions*	56,308,959	0	0	2,751,047	59,060,006
Other funds available / transfers	9,029,407	480,650	3,797,060	16,751,039	30,058,156
<b>Total funds available</b>	<b>65,338,366</b>	<b>480,650</b>	<b>3,797,060</b>	<b>19,502,085</b>	<b>89,118,162</b>

<b>Expenditure by Objective</b>					
<b>Favourable Protection Environment</b>					
International and regional instruments	0	58,921	0	0	58,921
Law and policy	40	0	0	481,268	481,308
Legal remedies and legal assistance	358,629	0	0	56,733	415,362
Access to territory	894,470	0	0	0	894,470
Public attitudes towards persons of concern	153,354	0	0	198,928	352,281
<b>Subtotal</b>	<b>1,406,493</b>	<b>58,921</b>	<b>0</b>	<b>736,928</b>	<b>2,202,342</b>
<b>Fair Protection Processes and Documentation</b>					
Reception conditions	205,511	947	0	0	206,458
Identification of statelessness	0	263,890	0	0	263,890
Registration and profiling	1,573,317	0	0	791,114	2,364,431
Status determination	1,598,701	0	0	0	1,598,701
Individual documentation	494,991	0	0	0	494,991
Civil status documentation	885,279	156,893	0	0	1,042,172
Family re-unification	0	0	0	16,905	16,905
<b>Subtotal</b>	<b>4,757,800</b>	<b>421,730</b>	<b>0</b>	<b>808,019</b>	<b>5,987,548</b>

	Pillar 1 Refugee programme	Pillar 2 Stateless programme	Pillar 3 Reintegration projects	Pillar 4 IDP projects	Total
<b>Security from Violence and Exploitation</b>					
Protection from crime	1,123,150	0	0	0	1,123,150
Protection from effects armed conflict	715,183	0	0	2,495,525	3,210,708
SGBV prevention and response	2,741,773	0	0	1,204,570	3,946,344
Non-arbitrary detention	210	0	0	0	210
Child protection	1,365,665	0	0	0	1,365,665
<b>Subtotal</b>	<b>5,945,982</b>	<b>0</b>	<b>0</b>	<b>3,700,096</b>	<b>9,646,077</b>
<b>Basic Needs and Essential Services</b>					
Health	4,496,980	0	71,485	98,942	4,667,407
Reproductive health and HIV/ Aids response	1,462,732	0	0	179,853	1,642,585
Nutrition	1,309,222	0	0	0	1,309,222
Food security	282,865	0	0	0	282,865
Water	2,064,922	0	0	0	2,064,922
Sanitation and hygiene	1,398,522	0	0	0	1,398,522
Shelter and infrastructure	5,032,355	0	473,838	2,432,089	7,938,282
Energy	483,864	0	0	0	483,864
Basic and domestic and hygiene Items	2,074,584	0	234,753	2,495,967	4,805,303
Services for persons with specific needs	3,131,763	0	71,485	1,403,987	4,607,236
Education	3,756,064	0	142,971	0	3,899,034
<b>Subtotal</b>	<b>25,493,873</b>	<b>0</b>	<b>994,531</b>	<b>6,610,838</b>	<b>33,099,243</b>
<b>Community Empowerment and Self Reliance</b>					
Community mobilization	1,512,681	0	99,400	191,803	1,803,884
Co-existence with local communities	954,723	0	499,501	885,480	2,339,704
Natural resources and shared environment	169,244	0	64,047	0	233,290
Self-reliance and livelihoods	2,669,222	0	374,316	179,853	3,223,390
<b>Subtotal</b>	<b>5,305,870</b>	<b>0</b>	<b>1,037,263</b>	<b>1,257,135</b>	<b>7,600,268</b>

	Pillar 1 Refugee programme	Pillar 2 Stateless programme	Pillar 3 Reintegration projects	Pillar 4 IDP projects	Total
<b>Durable Solutions</b>					
Solutions strategy	0	0	0	388,685	388,685
Voluntary return	2,619,756	0	578,224	0	3,197,980
Reintegration	0	0	553,040	163,359	716,399
Integration	464,511	0	0	0	464,511
Resettlement	581,781	0	0	0	581,781
<b>Subtotal</b>	<b>3,666,048</b>	<b>0</b>	<b>1,131,264</b>	<b>552,044</b>	<b>5,349,356</b>
<b>Leadership, Coordination and Partnerships</b>					
Coordination and partnerships	222,391	0	142,971	1,381,828	1,747,190
Camp management and coordination	797,912	0	0	786,703	1,584,615
Donor relations	861,865	0	71,485	228,882	1,162,233
<b>Subtotal</b>	<b>1,882,169</b>	<b>0</b>	<b>214,456</b>	<b>2,397,412</b>	<b>4,494,037</b>
<b>Logistics and Operations Support</b>					
Supply chain and logistics	11,742,473	0	250,879	1,802,861	13,796,213
Operations management, coordination and support	4,933,433	0	168,668	1,340,341	6,442,442
<b>Subtotal</b>	<b>16,675,907</b>	<b>0</b>	<b>419,546</b>	<b>3,143,202</b>	<b>20,238,655</b>
<b>2017 Expenditure Total</b>	<b>65,134,141</b>	<b>480,650</b>	<b>3,797,061</b>	<b>19,205,674</b>	<b>88,617,526</b>

*\*Income from contributions includes indirect support costs that are recovered from contributions to Pillars 3 and 4, supplementary budgets and the "New or additional activities – mandate-related" (NAM) Reserve. Contributions towards all pillars are included under Pillar 1.*