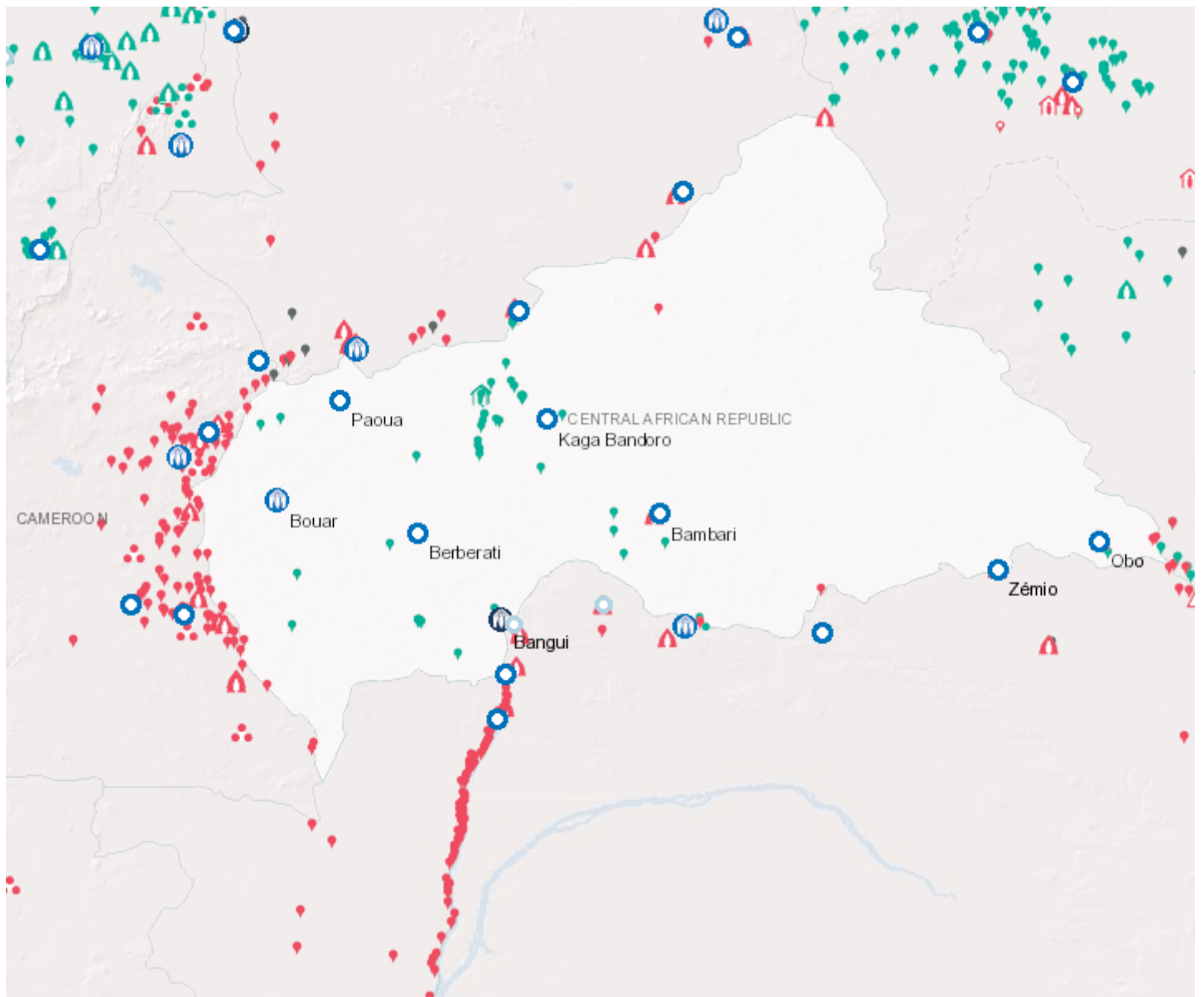


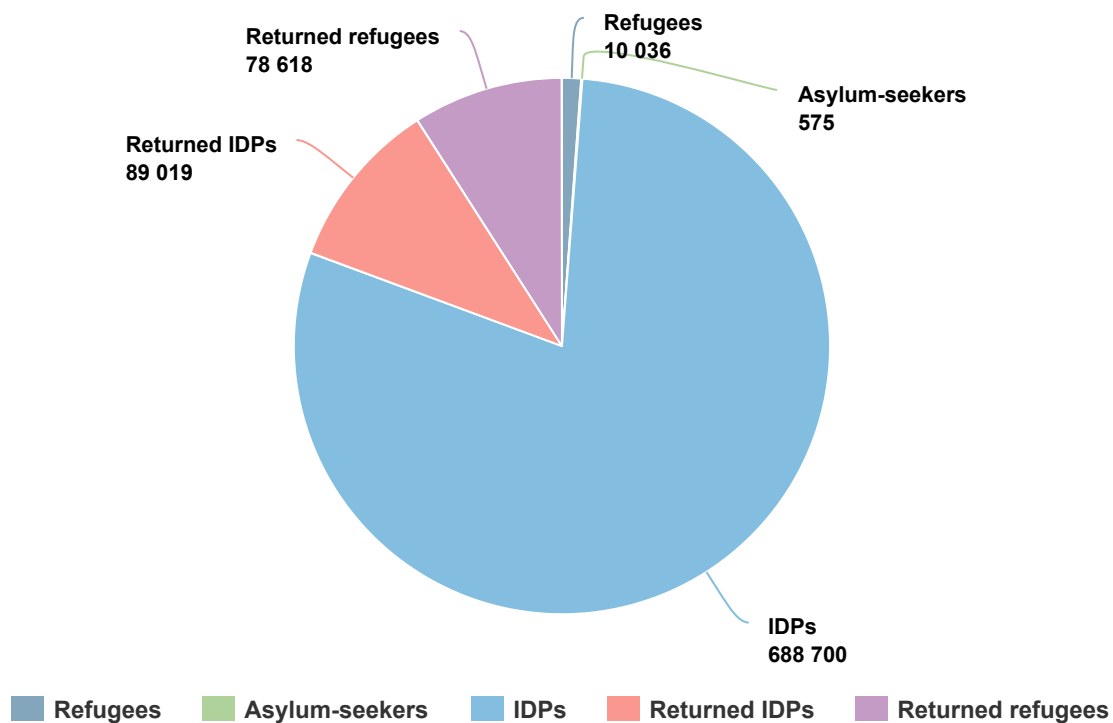
Operation: Central African Republic



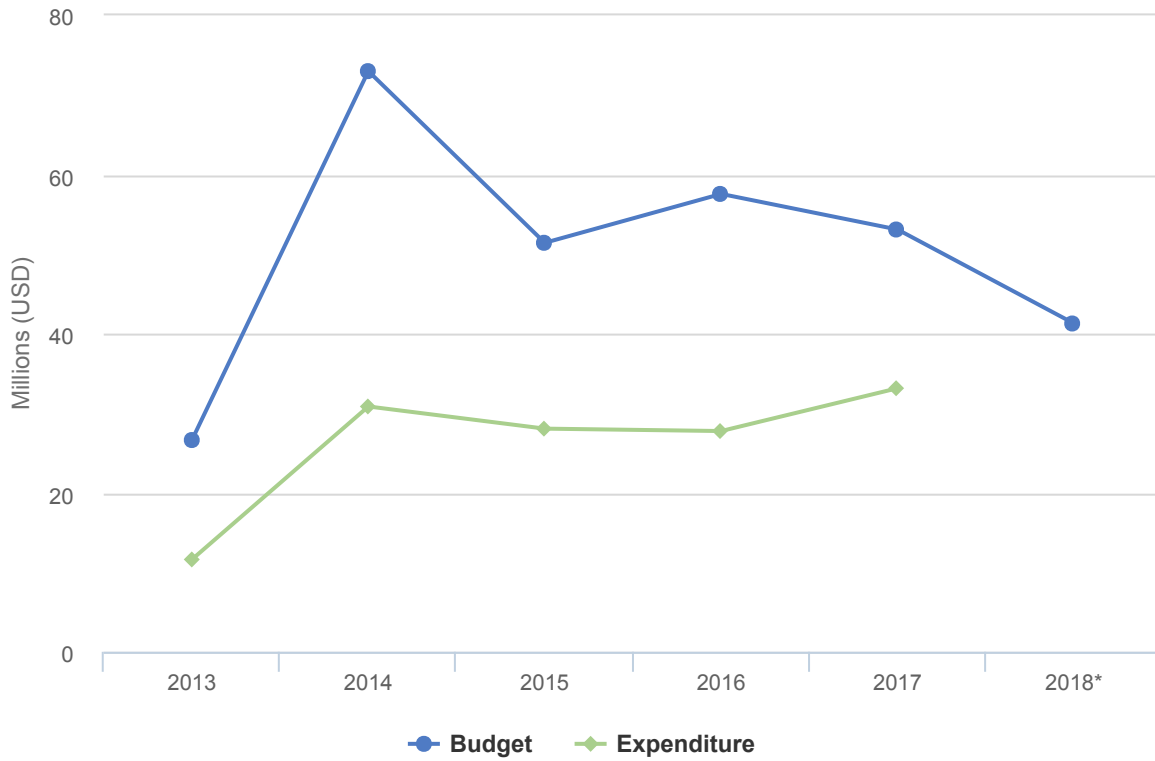
## People of Concern

**89%** INCREASE IN  
**2017**

<b>2017</b>	866,948
<b>2016</b>	458,607
<b>2015</b>	503,964



## Budgets and Expenditure for Central African Republic



## Operational context

The year 2017 was characterized by persistence of insecurity in some prefectures that caused new displacements and an increase in humanitarian needs in the Central African Republic (CAR). Fighting between armed groups and intercommunal tensions caused displacements in the prefectures of Haute-Kotto, Mbomou, Haut-Mbomou and Ouham Pendé and Ouaka. There were more than 680,000 IDPs by year's end. Of these, some 180,000 were newly displaced in 2017. Nearly one in four families were forced from their homes.

Nevertheless, the CAR recorded significant changes in its political, security and socio-economic environments. The involvement of the representatives of certain armed groups in the Government improved to some extent the political environment and security climate. The redeployment of *Préfets* and *sous-Préfets* in 16 prefectures marked an important step towards restoration of authority of the State, essential to improve the protection of human rights.

A pilot project of disarmament, demobilization and rehabilitation (DDR) was implemented to reintegrate former combatants in civil life. Additionally, the strengthening of the United Nations Multidimensional Integrated Stabilization Mission in the Central African Republic (MINUSCA) Force, training and redeployment of Central African Armed Forces alongside MINUSCA to restore security was a major step towards pacification. However, tensions between different religious communities remained in some parts of the country, resulting in fragile cohabitation.

## Population trends

In 2017, the total population of concern to UNHCR in the CAR stood at 747,000, consisting of some 10,000 refugees, close to 580 asylum-seekers, more than 48,000 returnees and over 680,000 IDPs. The IDP population increased by 67 per cent in 2017. In addition, more than 47,000 refugees returned spontaneously from Cameroon, Chad and the DRC. Some 300 of the returnees were assisted by UNHCR. In addition, close to 1,500 Sudanese refugees repatriated from Pladama Ouaka Camp in CAR to South Darfur camp in Sudan.

## Key achievements

- Verification of refugee population residing in CAR and issuance of biometric identity cards allowing full update of registration database.
- Major achievement was the voluntary repatriation of some 1,490 Sudanese refugees from Pladama Ouaka Camp to South Darfur.
- Coordination mechanisms facilitated assistance and strengthened protection to over 119,000 people on sites.
- Emergency shelter was provided to more than 81,000 IDPs in new sites, against an initial target of 60,000.
- Return of IDPs, supported by investments in social cohesion and co-habitation, led to the closure of 32 IDP sites in Bangui.

## Unmet needs

- Due to increase in number of IDPs and lack of resources, the household item and shelter needs of all IDPs could not be met.
- The planned voluntary and facilitated repatriation of CAR refugees could not be carried out due to deteriorating security.
- The reintegration of returnees in terms of access to dignified living conditions relating to shelters and domestic items was insufficient.
- The one in CAR was among the most poorly funded emergencies in the world in 2017, and this shortage of resources limited UNHCR's ability to provide protection, food and shelter to people of concern.



## 2017 Expenditure for Central African Republic | USD

The following table presents the final budget and funds available by pillar and the final expenditure at the objective-level, as reported at year-end.

	Pillar 1 Refugee programme	Pillar 3 Reintegration projects	Pillar 4 IDP projects	Total
<b>Final Budget</b>	<b>24,291,641</b>	<b>14,762,565</b>	<b>14,030,232</b>	<b>53,084,438</b>
Income from contributions*	11,506,299	1,615,665	2,533,317	15,655,281
Other funds available / transfers	3,141,788	6,004,415	8,630,791	17,776,994
<b>Total funds available</b>	<b>14,648,087</b>	<b>7,620,080</b>	<b>11,164,108</b>	<b>33,432,275</b>

<b>Expenditure by Objective</b>				
<b>Favourable Protection Environment</b>				
Law and policy	0	0	1,063,594	1,063,594
Administrative Institutions and Practice	159,781	0	262,119	421,900
Access to territory	0	0	7,868	7,868
<b>Subtotal</b>	<b>159,781</b>	<b>0</b>	<b>1,333,581</b>	<b>1,493,362</b>
<b>Fair Protection Processes and Documentation</b>				
Registration and profiling	685,400	0	0	685,400
Status determination	295,702	0	0	295,702
Individual documentation	532,249	0	0	532,249
Civil status documentation	175,467	0	0	175,467
<b>Subtotal</b>	<b>1,688,818</b>	<b>0</b>	<b>0</b>	<b>1,688,818</b>
<b>Security from Violence and Exploitation</b>				
Protection from effects armed conflict	5,231	1,762,810	1,680,710	3,448,751
SGBV prevention and response	267,674	613,669	692,977	1,574,319
Child protection	314,455	0	0	314,455
<b>Subtotal</b>	<b>587,359</b>	<b>2,376,479</b>	<b>2,373,687</b>	<b>5,337,525</b>
<b>Basic Needs and Essential Services</b>				
Health	843,926	0	0	843,926
Reproductive health and HIV/ Aids response	79,873	0	0	79,873
Nutrition	169,204	0	0	169,204
Food security	655,403	0	0	655,403
Water	303,745	0	0	303,745
Sanitation and hygiene	279,980	0	0	279,980
Shelter and infrastructure	685,078	1,627,344	300,860	2,613,283

	Pillar 1 Refugee programme	Pillar 3 Reintegration projects	Pillar 4 IDP projects	Total
Basic and domestic and hygiene Items	1,875,880	0	610,562	2,486,441
Services for persons with specific needs	1,469,862	0	0	1,469,862
Education	802,426	0	0	802,426
<b>Subtotal</b>	<b>7,165,377</b>	<b>1,627,344</b>	<b>911,422</b>	<b>9,704,143</b>
<b>Community Empowerment and Self Reliance</b>				
Community mobilization	200,564	701,585	526,548	1,428,698
Co-existence with local communities	0	1,178,925	527,879	1,706,804
Self-reliance and livelihoods	429,577	0	0	429,577
<b>Subtotal</b>	<b>630,141</b>	<b>1,880,510</b>	<b>1,054,427</b>	<b>3,565,079</b>
<b>Durable Solutions</b>				
Solutions strategy	0	0	524,237	524,237
Voluntary return	2,488,527	0	1,189,276	3,677,803
Reintegration	5,231	1,086,498	0	1,091,728
Integration	242,781	0	0	242,781
Resettlement	160,095	0	0	160,095
<b>Subtotal</b>	<b>2,896,634</b>	<b>1,086,498</b>	<b>1,713,513</b>	<b>5,696,644</b>
<b>Leadership, Coordination and Partnerships</b>				
Coordination and partnerships	84	0	551,269	551,353
Camp management and coordination	1,116	0	477,228	478,343
<b>Subtotal</b>	<b>1,200</b>	<b>0</b>	<b>1,028,497</b>	<b>1,029,696</b>
<b>Logistics and Operations Support</b>				
Supply chain and logistics	78,828	0	0	78,828
Operations management, coordination and support	1,439,951	649,250	2,448,873	4,538,075
<b>Subtotal</b>	<b>1,518,780</b>	<b>649,250</b>	<b>2,448,873</b>	<b>4,616,903</b>
<b>2017 Expenditure Total</b>	<b>14,648,089</b>	<b>7,620,080</b>	<b>10,864,000</b>	<b>33,132,170</b>

\*Income from contributions includes indirect support costs that are recovered from contributions to Pillars 3 and 4, supplementary budgets and the "New or additional activities – mandate-related" (NAM) Reserve. Contributions towards all pillars are included under Pillar 1.