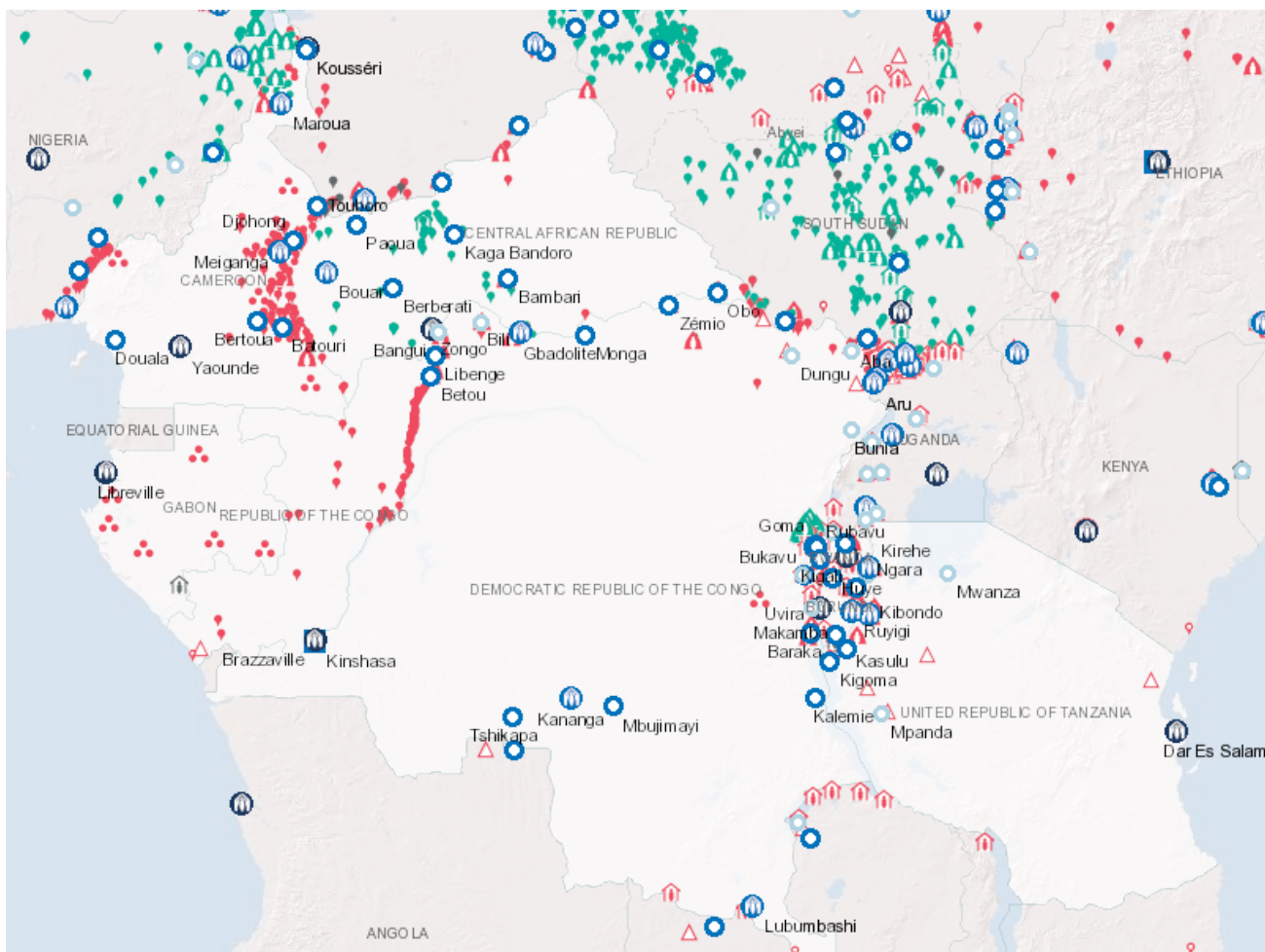
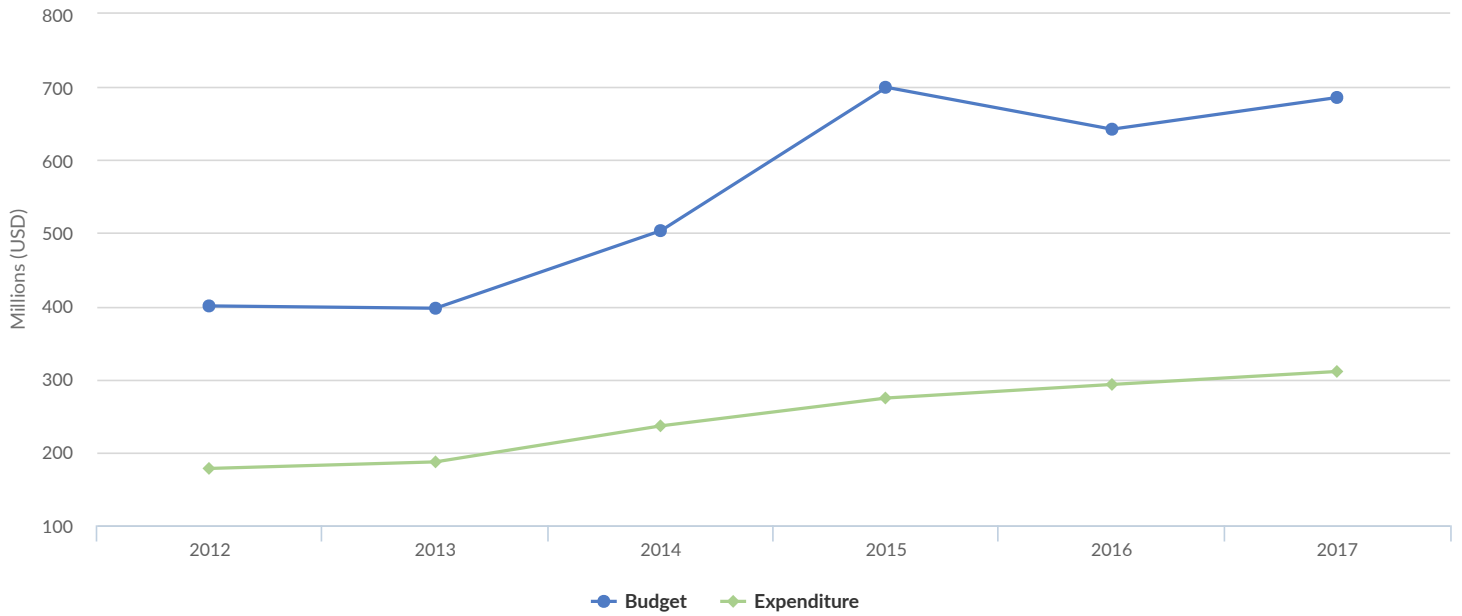


## Subregion: Central Africa and the Great Lakes

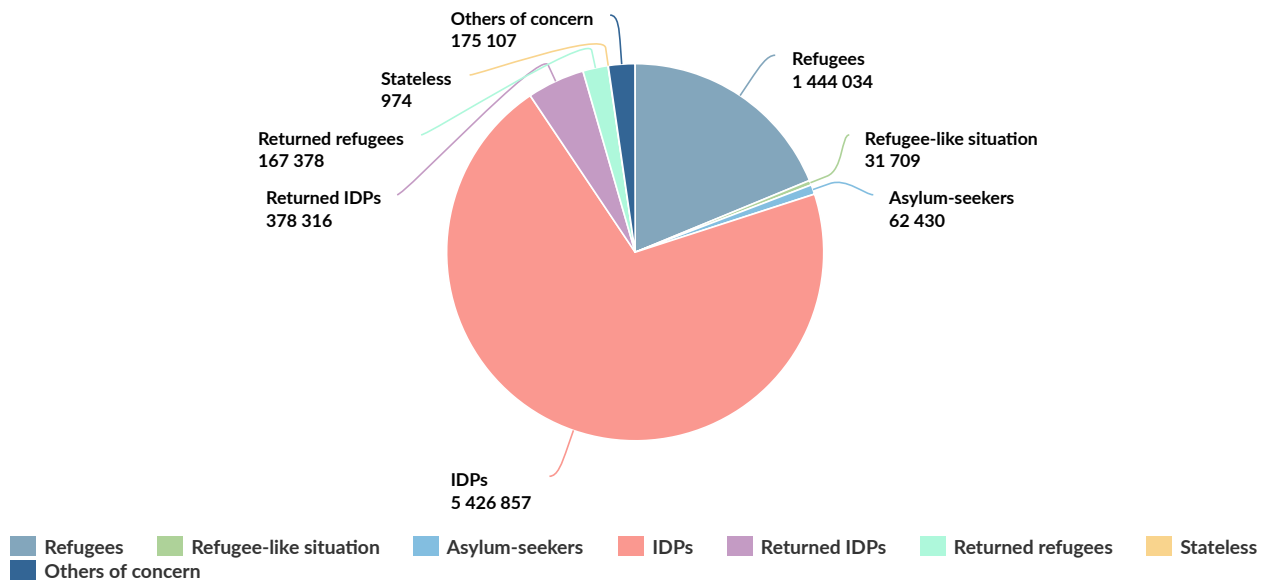
| Burundi | Cameroon | Central African Republic | Congo (Republic of the) | Democratic Republic of the Congo | Gabon | Rwanda | United Republic of Tanzania |



## Budgets and Expenditure in Subregion Central Africa and the Great Lakes



## People of Concern - 2017



## Response in 2017

The Central Africa and Great lakes subregion continued to be characterized by new and protracted displacement in 2017. The subregion hosted close to 7,684,900 UNHCR's people of concern in 2017. This included some 1,422,600 refugees and 59,500 asylum-seekers mainly from the Democratic Republic of Congo (DRC), Burundi, the Republic of the Congo, Cameroon and the Central African Republic (CAR). The remaining people of concern are mainly internally displaced people in the DRC and CAR.

Displacement of civilians, both within parts of the DRC and to neighbouring countries, continued due to incessant fighting between armed groups, intercommunal conflicts and the DRC armed forces actions against militia groups. In October 2017, an Inter-Agency Standing Committee Level 3 emergency was declared for the Kasai region, South Kivu and Tanganyika provinces. In parallel, the DRC continued to receive refugee flows from Burundi, CAR and South Sudan.

Population movements remained dynamic in the Far North of Cameroon with Nigerians fleeing the Boko Haram conflict in neighbouring North-Eastern Nigeria. This led to internal displacement inside Nigeria and refugee outflows to Cameroon and other neighbouring countries. Maintaining asylum space and respect for the principle of *non-refoulement* continued to be of particular concern in the volatile security environment in the Far North region.

The dire crisis in the Central African Republic continued to trigger massive forced displacement, increasing pressure on resources and living conditions in host communities and neighbouring countries. The number of IDPs increased from some 411,800 in January 2017 to 688,700 at the end of December 2017. While some 463,000 Central African refugees were still hosted in neighbouring countries as at the end of 2017, only 47,700 decided to return spontaneously during the year. Intense militia activity and inter-community violence hampered humanitarian access and exposed civilians to serious protection risks. UNHCR's response focus remained on life-saving protection and assistance, among them the distribution of basic relief items and shelters to displaced persons. Large-scale return of IDPs and refugees could not be envisaged in light of the continuing deterioration of the situation in CAR.

In the latter half of 2017, the socio-political crisis progressively translated into insecurity and violence in the north-west and south-west regions of Cameroon resulting in outflows of Cameroonian asylum-seekers to southeastern Nigeria. By the end of 2017, some 7,200 refugees were registered by UNHCR and the Nigerian authorities.

The United Republic of Tanzania—which, with 230,000 Burundian refugees, hosted the largest number in the region—lifted *prima facie* refugee status recognition for refugees and asylum-seekers from Burundi. The country called for the resumption of individual refugee status determination (RSD), sometimes leading to a restrictive approach to granting asylum or in congestion at reception centres. While UNHCR did not promote voluntary returns to Burundi, the Office supported approximately 13,000 Burundian refugees in the United Republic of Tanzania who expressed an intention to return home.

The return of Rwandan refugees from neighbouring countries, in particular from the DRC, continued in 2017. Some 18,000 Rwandan benefitted from voluntary repatriation and it is the highest number in five years. Rwanda also launched the livelihoods strategy aimed at the economic inclusion of refugees into national systems. The country has also developed a Multi-Year Multi-Partner protection and solutions strategy with a medium to long term view of making the camps settlements.

In the Republic of the Congo, there was no improvement in the Pool department and this triggered the launch of a Humanitarian Response Plan targeting 138,000 IDPs and host communities. Police harassment and extortion are the main protection issues faced by refugees but this was partly contained due to training and sensitisation of police officials.

## Operations

*Operations in Burundi, Cameroon, Central African Republic, Congo (Republic of the), the Democratic Republic of the Congo, Rwanda and the United Republic of Tanzania are presented in separate chapters. For other countries where UNHCR operates in the subregion, please see below.*

Political tensions and violence continued in **Gabon** in 2017 after the widespread presidential post-electoral violence in 2016. UNHCR operations continued unaffected.

Gabon hosted 845 persons of concern, including 841 refugees and four asylum-seekers. The majority of the people of concern are living in urban areas. UNHCR continued to provide basic assistance in Libreville, the country's capital.

Gabon also succeeded in providing a socio-economic integration programme for urban refugees. The UNHCR Regional Representation office covering the Democratic Republic of Congo and Gabon continued to guarantee the voluntary repatriation of Rwandan refugees as part of the durable solutions offered in the frame of the Comprehensive Solutions Strategy.

## 2017 Voluntary Contributions to Central Africa and the Great Lakes | USD

Earmarking / Donor	Pillar 1 Refugee programme	Pillar 3 Reintegration projects	Pillar 4 IDP projects	All pillars	Total
<b>Central Africa and the Great Lakes overall</b>					
Holy See	5,000	0	0	0	5,000
Ireland	0	0	0	1,365,188	1,365,188
Luxembourg	0	0	0	523,013	523,013
Private donors in Australia	0	0	0	9,312	9,312
Private donors in Canada	0	0	0	12,424	12,424
Private donors in Germany	0	0	0	1,262,904	1,262,904
Private donors in Italy	0	0	0	2,378	2,378
Private donors in Spain	0	0	0	17,496	17,496
Private donors in Sweden	0	0	0	2,304	2,304
Private donors in Switzerland	0	0	0	1,881	1,881
Republic of Korea	0	0	0	700,000	700,000
Sweden	0	0	0	2,183,416	2,183,416
<b>Central Africa and the Great Lakes overall subtotal</b>	<b>5,000</b>	<b>0</b>	<b>0</b>	<b>6,080,316</b>	<b>6,085,316</b>
<b>Burundi</b>					
Belgium	0	0	696,429	0	696,429
France	0	0	0	434,311	434,311
Sweden	0	0	583,363	0	583,363
UNAIDS	25,000	0	0	0	25,000
United States of America	0	0	0	3,000,000	3,000,000
<b>Burundi subtotal</b>	<b>25,000</b>	<b>0</b>	<b>1,279,791</b>	<b>3,434,311</b>	<b>4,739,102</b>
<b>Cameroon</b>					
Canada	0	0	0	1,115,242	1,115,242
Central Emergency Response Fund (CERF)	968,965	0	731,037	0	1,700,002
Denmark	500,000	0	0	0	500,000
European Union	1,062,574	0	0	0	1,062,574
France	625,733	0	0	0	625,733
Japan	1,637,650	0	300,000	350	1,938,000
Private donors in Spain	0	0	0	1,448,046	1,448,046
Private donors in the Netherlands	1,254,950	0	0	0	1,254,950
Private donors in the United States of America	7,245	0	0	0	7,245
Republic of Korea	0	0	0	2,000,000	2,000,000
UNAIDS	50,000	0	0	0	50,000

Earmarking / Donor	Pillar 1 Refugee programme	Pillar 3 Reintegration projects	Pillar 4 IDP projects	All pillars	Total
United Kingdom of Great Britain and Northern Ireland	1,216,545	0	0	0	1,216,545
United States of America	0	0	0	13,800,000	13,800,000
<b>Cameroon subtotal</b>	<b>7,323,662</b>	<b>0</b>	<b>1,031,037</b>	<b>18,363,637</b>	<b>26,718,336</b>
<b>Central African Republic</b>					
Central Emergency Response Fund (CERF)	0	0	1,370,051	0	1,370,051
Common Humanitarian Fund Sudan	0	0	892,611	0	892,611
France	651,466	0	0	0	651,466
Germany	0	0	0	2,206,617	2,206,617
Japan	697,680	1,615,665	270,655	0	2,584,000
Luxembourg	0	0	0	1,046,025	1,046,025
Private donors in Sweden	0	0	0	4,439	4,439
Private donors in the United States of America	0	0	0	73	73
United States of America	400,000	0	0	6,500,000	6,900,000
<b>Central African Republic subtotal</b>	<b>1,749,146</b>	<b>1,615,665</b>	<b>2,533,317</b>	<b>9,757,154</b>	<b>15,655,281</b>
<b>Democratic Republic of the Congo Regional Office</b>					
Belgium	1,535,745	0	1,003,676	0	2,539,420
Canada	0	0	0	743,494	743,494
Central Emergency Response Fund (CERF)	2,495,987	0	851,185	0	3,347,172
Common Humanitarian Fund Sudan	0	0	896,186	0	896,186
European Union	0	0	0	1,119,821	1,119,821
France	0	0	0	542,888	542,888
Holy See	0	0	0	5,000	5,000
Japan	2,584,000	0	0	0	2,584,000
Private donors in France	0	0	0	47,393	47,393
Private donors in Germany	0	0	0	559,910	559,910
Private donors in Italy	0	0	0	1,234	1,234
Private donors in Japan	1,038,535	0	0	0	1,038,535
Private donors in Spain	0	0	0	79,001	79,001
Private donors in the Republic of Korea	116,242	0	0	0	116,242
Private donors in the United Kingdom of Great Britain and Northern Ireland	201,782	0	0	0	201,782
Private donors in the United States of America	210,233	0	0	299,575	509,808
Republic of Korea	0	0	0	1,500,000	1,500,000
Spain	0	0	0	171,801	171,801
Sweden	0	0	0	1,106,317	1,106,317

Earmarking / Donor	Pillar 1 Refugee programme	Pillar 3 Reintegration projects	Pillar 4 IDP projects	All pillars	Total
UNAIDS	50,000	0	0	0	50,000
United States of America	6,700,000	0	0	35,200,000	41,900,000
<b>Democratic Republic of the Congo Regional Office subtotal</b>	<b>14,932,523</b>	<b>0</b>	<b>2,751,047</b>	<b>41,376,436</b>	<b>59,060,006</b>
<b>Republic of the Congo</b>					
China	0	0	1,000,001	0	1,000,001
Private donors in the United States of America	7,245	0	0	0	7,245
United States of America	0	0	0	3,200,000	3,200,000
<b>Republic of the Congo subtotal</b>	<b>7,245</b>	<b>0</b>	<b>1,000,001</b>	<b>3,200,000</b>	<b>4,207,246</b>
<b>Rwanda</b>					
African Union	100,000	0	0	0	100,000
Canada	0	0	0	371,747	371,747
European Union	1,119,821	0	0	0	1,119,821
Germany	839,866	0	0	0	839,866
Private donors in Japan	980,000	0	0	0	980,000
Private donors in Qatar	1,103,445	0	0	0	1,103,445
Private donors in Rwanda	1,000	0	0	0	1,000
Private donors in Switzerland	0	0	0	406,046	406,046
Private donors in the Netherlands	60,940	0	0	0	60,940
Private donors in the United States of America	7,245	0	0	27,414	34,659
The Global Fund	2,090,890	0	0	0	2,090,890
UNAIDS	138,000	0	0	0	138,000
United Kingdom of Great Britain and Northern Ireland	1,561,602	0	0	0	1,561,602
United States of America	993,608	0	0	10,800,000	11,793,608
<b>Rwanda subtotal</b>	<b>8,996,416</b>	<b>0</b>	<b>0</b>	<b>11,605,207</b>	<b>20,601,623</b>
<b>United Republic of Tanzania</b>					
Canada	0	0	0	892,193	892,193
Delivering as One	0	0	0	840,622	840,622
Denmark	1,000,000	0	0	0	1,000,000
European Union	2,239,642	0	0	0	2,239,642
France	150,000	0	0	0	150,000
Germany	839,866	0	0	0	839,866
Ireland	600,962	0	0	0	600,962
Norway	2,639,517	0	0	0	2,639,517
Private donors in Japan	1,414,331	155,365	0	0	1,569,696

Earmarking / Donor	Pillar 1 Refugee programme	Pillar 3 Reintegration projects	Pillar 4 IDP projects	All pillars	Total
Private donors in the United Kingdom of Great Britain and Northern Ireland	188,039	0	0	0	188,039
Private donors in the United States of America	1,157,622	0	0	0	1,157,622
Republic of Korea	500,000	0	0	0	500,000
Sweden	117,655	0	0	0	117,655
UNAIDS	210,000	0	0	0	210,000
United Kingdom of Great Britain and Northern Ireland	1,493,691	0	0	0	1,493,691
United States of America	6,600,000	0	0	12,800,000	19,400,000
<b>United Republic of Tanzania subtotal</b>	<b>19,151,324</b>	<b>155,365</b>	<b>0</b>	<b>14,532,815</b>	<b>33,839,504</b>
<b>Total</b>	<b>52,190,316</b>	<b>1,771,030</b>	<b>8,595,193</b>	<b>108,349,875</b>	<b>170,906,414</b>

Note: