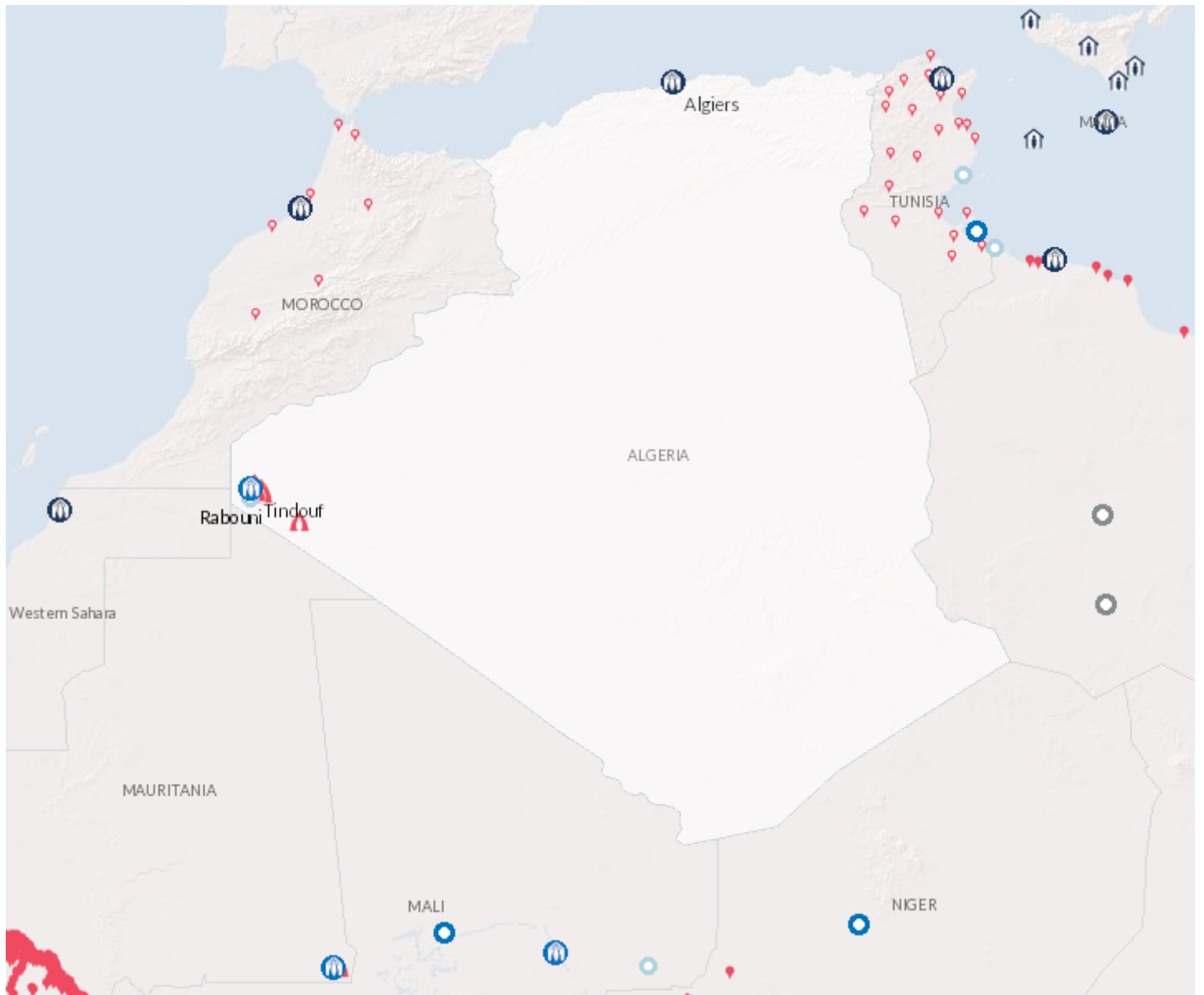


## Operation: Algeria



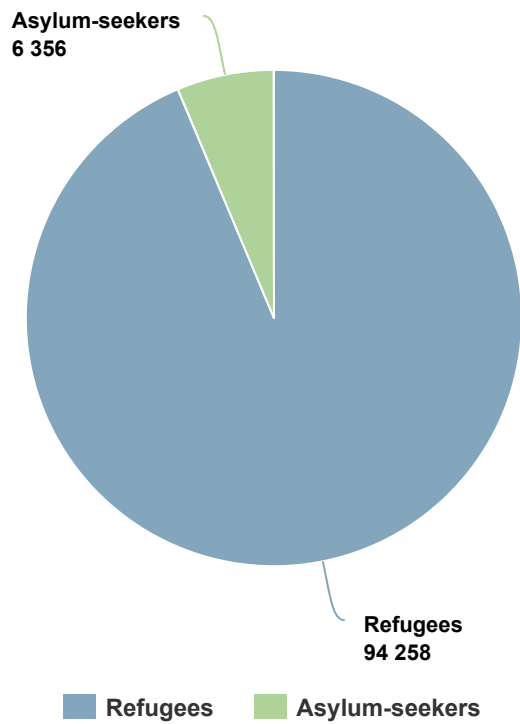
## People of Concern

INCREASE IN  
**1%** **2017**

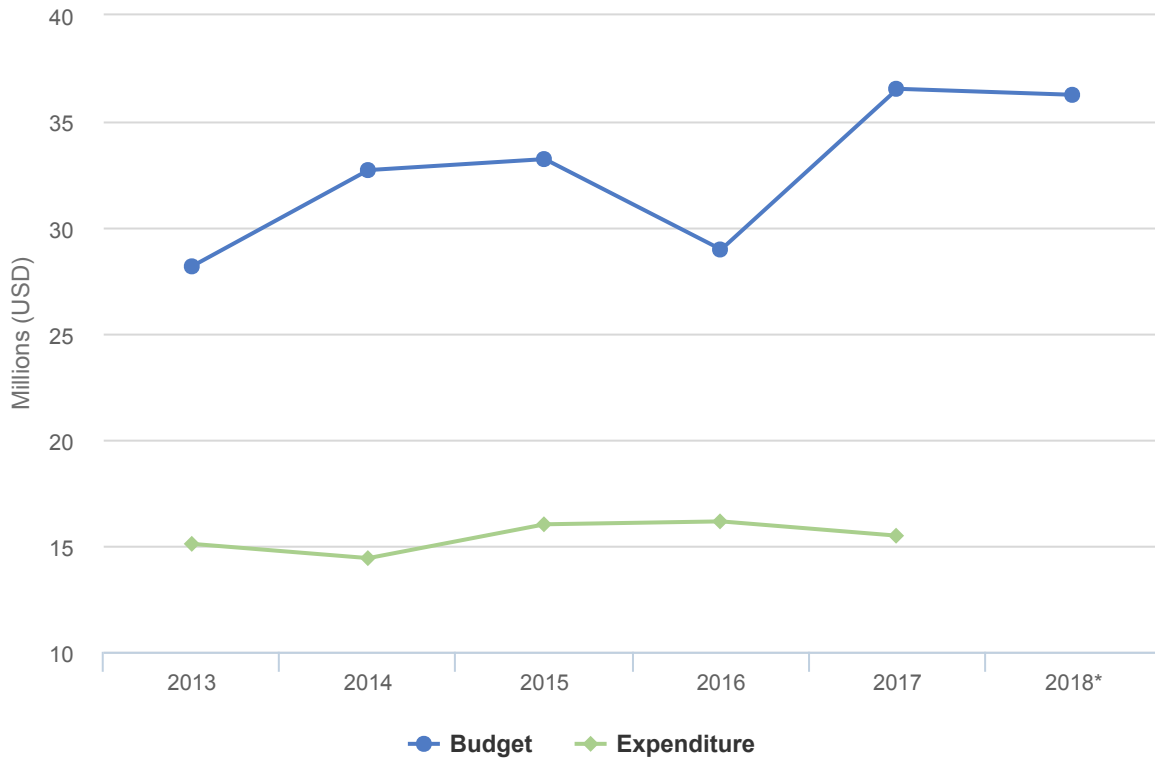
---

<b>2017</b>	100,614
<b>2016</b>	99,949
<b>2015</b>	100,775

---



## Budgets and Expenditure for Algeria



## Operational context

In Algiers, UNHCR continued to register asylum-seekers to conduct refugee status determination (RSD) and to provide assistance to the most vulnerable refugees. Several deportation operations took place in 2017, including of a small number of people of concern to UNHCR. Since August 2017, NGOs have reported the deportation of more than 3,000 sub-Saharan Africans to Niger without an opportunity to challenge their expulsion. UNHCR advocated for the release of 12 refugees and asylum-seekers who had been included in the deportations. Apart from the Tindouf operation in the south, UNHCR's scope of intervention is limited to Algiers province, due to security restrictions.

UNHCR and partners provided protection and humanitarian assistance to 90,000 most vulnerable refugees from Western Sahara living in camps near Tindouf. Funding shortfalls directly impacted the delivery of lifesaving assistance, including food assistance.

## Population trends

In 2017, more than 6,600 people of concern were registered with UNHCR, of whom some 5,830 were from Syrian Arab Republic and 160 from Yemen. Other countries of origin included Cameroon, Côte d'Ivoire, the Central African Republic, the Democratic Republic of the Congo Iraq, Libya and Palestine. There were 206 newly registered sub-Saharan asylum-seekers and 253 refugees recognized by UNHCR.

## Key achievements

- In Algiers, UNHCR continued to provide assistance, including shelter, health, psychological, food and cash grants, and to carry out protection activities such as registration, RSD, and legal support to urban refugees and asylum-seekers. With the aim to support the establishment of a national asylum system, UNHCR organized regular sensitization, capacity-building and coordination initiatives for local government and civil society actors.
- In Tindouf, UNHCR continued to support the Sahrawi health care system, providing equipment, supplies, medicines and support to health workers to carry out lifesaving activities.
- UNHCR supported a safe house to accommodate women in Tindouf.
- UNHCR provided shelter support (family tents) to more than 3,320 Sahrawi refugee families in Tindouf, and during eight months, UNHCR provided fuel for heating and cooking to 28,000 families each month.

## Unmet needs

### Algiers

- Essential needs were not covered for the most vulnerable registered urban refugees and asylum-seekers.

### Tindouf:

- The amount of water provided per person per day in Tindouf camps remains below UNHCR's standard of 20 litres, at 18 litres. In order to reach the standard, the construction of three new boreholes, strengthening the water treatment system, installing a treatment system in one camp, and establishing two decentralized workshops for the management of water trucks in two camps would be required.
- In Tindouf, only 70 per cent of needs related to laboratories and X-rays were covered, while health infrastructure needs to be rehabilitated and newly equipped. Only 20 per cent of required basic medicines were received in 2017.
- In order to guarantee a safe learning environment for students in Tindouf, 24 schools need to be reconstructed along with libraries, laboratories and recreational and sports facilities that need to be constructed.



## 2017 Expenditure for Algeria | USD

The following table presents the final budget and funds available by pillar and the final expenditure at the objective-level, as reported at year-end.

	Pillar 1 Refugee programme	Total
<b>Final Budget</b>	<b>36,540,226</b>	<b>36,540,226</b>
Income from contributions*	8,114,236	8,114,236
Other funds available / transfers	7,770,149	7,770,149
<b>Total funds available</b>	<b>15,884,385</b>	<b>15,884,385</b>
<b>Expenditure by Objective</b>		
<b>Favourable Protection Environment</b>		
International and regional instruments	69,314	69,314
Law and policy	149,967	149,967
Administrative Institutions and Practice	365,272	365,272
Legal remedies and legal assistance	52,725	52,725
<b>Subtotal</b>	<b>637,278</b>	<b>637,278</b>
<b>Fair Protection Processes and Documentation</b>		
Reception conditions	46,318	46,318
Registration and profiling	232,249	232,249
Status determination	92,453	92,453
Individual documentation	23,113	23,113
Civil status documentation	92,453	92,453
Family re-unification	46,227	46,227
<b>Subtotal</b>	<b>532,813</b>	<b>532,813</b>
<b>Security from Violence and Exploitation</b>		
SGBV prevention and response	329,127	329,127
Non-arbitrary detention	46,227	46,227
Child protection	69,340	69,340
<b>Subtotal</b>	<b>444,694</b>	<b>444,694</b>
<b>Basic Needs and Essential Services</b>		
Health	968,829	968,829
Reproductive health and HIV/ Aids response	79,725	79,725
Nutrition	398,127	398,127
Food security	839,438	839,438
Water	1,835,709	1,835,709
Sanitation and hygiene	422,656	422,656

	Pillar 1 Refugee programme	Total
Shelter and infrastructure	557,442	557,442
Energy	634,542	634,542
Basic and domestic and hygiene Items	1,048,797	1,048,797
Services for persons with specific needs	575,719	575,719
Education	1,486,111	1,486,111
<b>Subtotal</b>	<b>8,847,095</b>	<b>8,847,095</b>
<b>Community Empowerment and Self Reliance</b>		
Community mobilization	105,449	105,449
Self-reliance and livelihoods	1,268,047	1,268,047
<b>Subtotal</b>	<b>1,373,496</b>	<b>1,373,496</b>
<b>Durable Solutions</b>		
Voluntary return	23,113	23,113
Resettlement	128,555	128,555
<b>Subtotal</b>	<b>151,668</b>	<b>151,668</b>
<b>Leadership, Coordination and Partnerships</b>		
Coordination and partnerships	107,757	107,757
Donor relations	216,928	216,928
<b>Subtotal</b>	<b>324,685</b>	<b>324,685</b>
<b>Logistics and Operations Support</b>		
Supply chain and logistics	1,124,315	1,124,315
Operations management, coordination and support	2,035,400	2,035,400
<b>Subtotal</b>	<b>3,159,715</b>	<b>3,159,715</b>
<b>2017 Expenditure Total</b>	<b>15,471,442</b>	<b>15,471,442</b>

*\*Income from contributions includes indirect support costs that are recovered from contributions to Pillars 3 and 4, supplementary budgets and the "New or additional activities – mandate-related" (NAM) Reserve. Contributions towards all pillars are included under Pillar 1.*