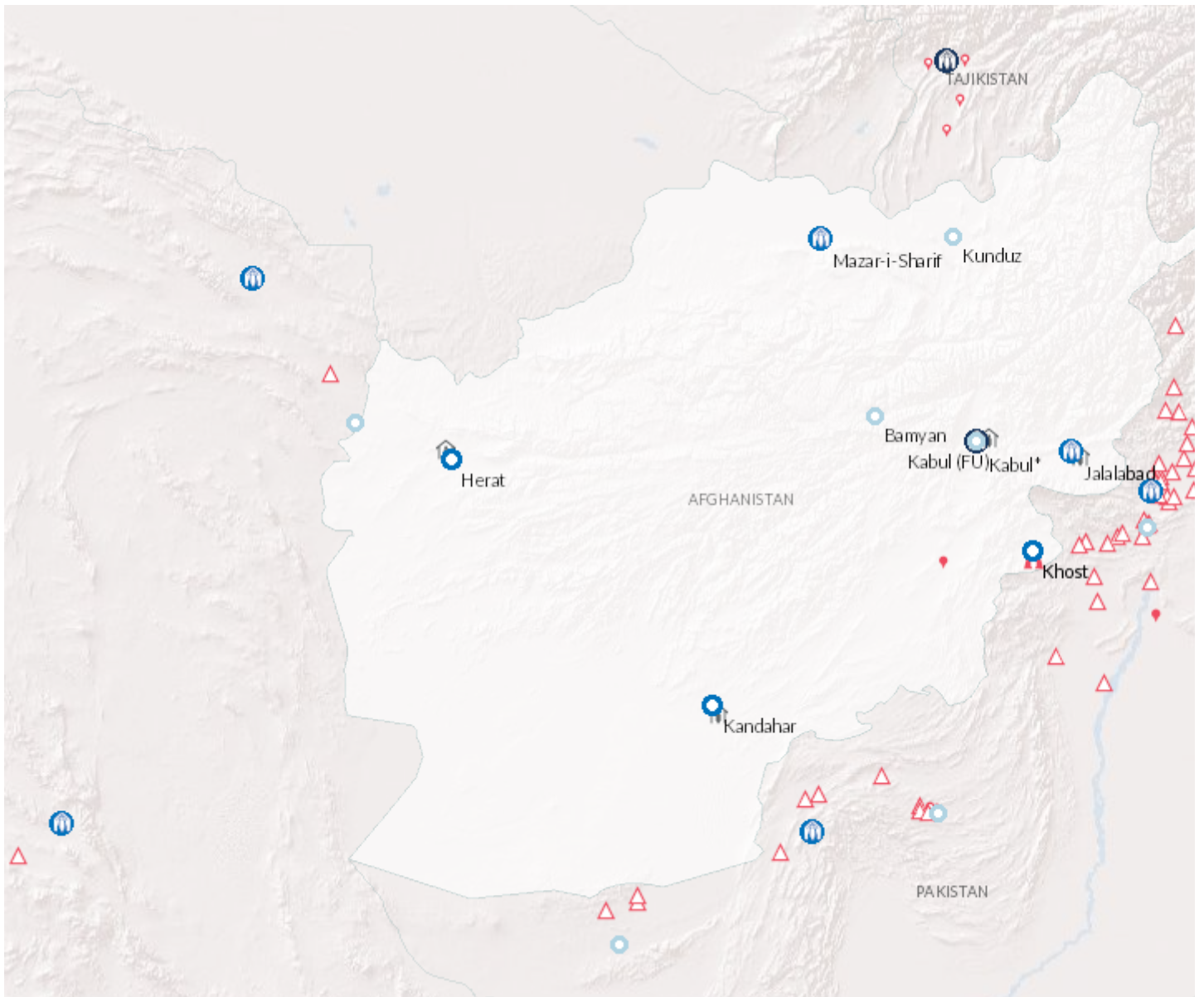


2017 Year-End report

27/7/2018

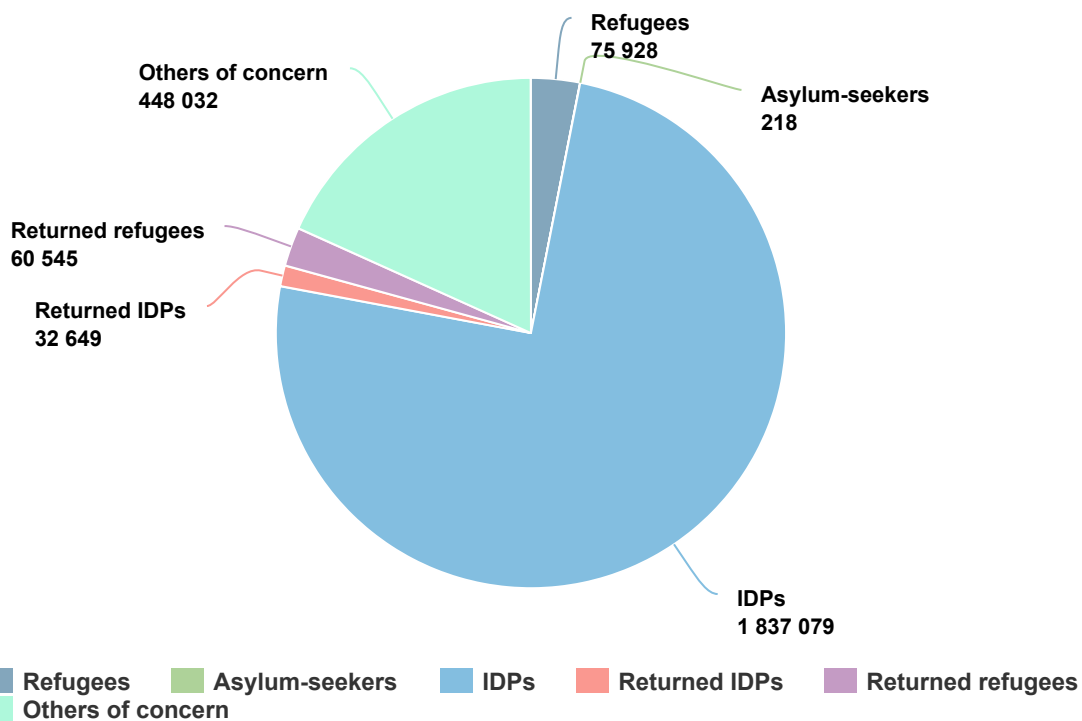
Operation: Afghanistan



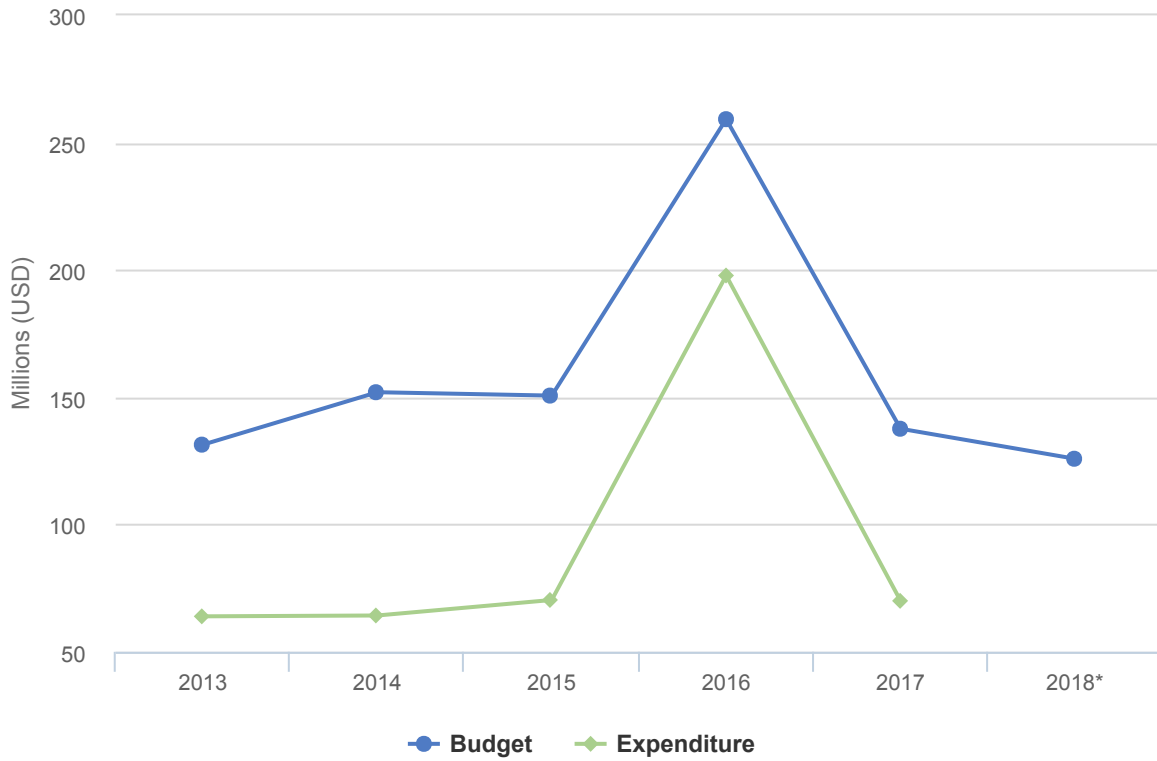
People of Concern

INCREASE IN
4% 2017

2017	2,454,451
2016	2,355,622
2015	1,767,291



Budgets and Expenditure for Afghanistan



Operational context

In Afghanistan violence and insecurity triggered new forced displacement, making sustainable returns and reintegration more challenging. Conflict displaced more than 470,000 people in Afghanistan in 2017, affecting 31 out of 34 provinces in 2017.

Just over 58,800 registered Afghan refugees voluntarily returned to Afghanistan, with the majority from Pakistan. The primary reasons for return included: limited employment opportunities in Pakistan, stricter border controls resulting in separation of families, fear of arrest or deportation, increased cost of living and uncertainty related to Proof of Registration (PoR) card extension in Pakistan.

Population trends

At the end of 2017, the total population of concern to UNHCR in Afghanistan was more than 2.5 million. This included IDPs and returnees as well as close to 76,000 refugees, almost all of whom were from Pakistan and residing in Khost and Paktika provinces.

There were also an estimated 1.84 million protracted and prolonged IDPs, with more than 470,000 people newly displaced in 2017. In addition, some 58,800 registered Afghan refugees voluntarily returned to Afghanistan throughout the year mostly from Pakistan.

Key achievements

- UNHCR continued to support regional coordination in the implementation of the Solutions Strategy for Afghan Refugees (SSAR, co-chairing the high-level Displacement and Return Executive Committee (DiREC) Policy Working Group and supporting the Government of Afghanistan to implement its Policy Framework for Return and Displacement and the related key National Action Plans, including the Citizen's Charter.
- UNHCR assisted refugee returnees to meet their immediate needs through cash assistance of an average of \$200 per person through its four encashment centres. The Office strengthened its protection monitoring, consisting in monitoring returnees upon arrival at the encashment centres, and 1 to 6 months later upon settling into their communities through regular mobile phone surveys and through community-based protection monitoring.
- UNHCR's community-based protection interventions aimed to reduce protection risks and vulnerabilities of people of concern, while promoting self-reliance and fostering peaceful co-existence and reintegration of returnees and IDPs with host communities. These measures include: community support infrastructure facilities, in-cash and in-kind support for subsistence, promoting representation in community decision-making structures, and skills development for employment, particularly focused on women and youth. In 2017, 23 high return/displacement communities were targeted with community-based protection measures, benefitting nearly 80,000 families (over 500,000 individuals).
- UNHCR played a key role in developing the inter-ministerial Displacement and Return Executive Committee (DiREC) policy action plan and co-chairing the DiREC Policy Working Group.

Unmet needs

- Access to land, shelter, livelihood opportunities, water and sanitation facilities, skills development and girl's education as well as basic infrastructure remain major gaps and challenges to successful and sustainable reintegration. These needs cannot be addressed without long-term development solutions linked to humanitarian response, and mobilization of development actors and the inclusion of returnees into existing national programmes remain a challenge.
- More resources would have also helped assisting more people with specific needs, distributing more winterization cash assistance to vulnerable people in areas with extreme weather risks, or developing more

community-based protection interventions, which are critical for the sustainable reintegration of returnees and in mitigating the risk of secondary displacement.

2017 Expenditure for Afghanistan | USD

The following table presents the final budget and funds available by pillar and the final expenditure at the objective-level, as reported at year-end.

	Pillar 1 Refugee programme	Pillar 3 Reintegration projects	Pillar 4 IDP projects	Total
Final Budget	79,923,684	39,774,421	17,928,784	137,626,889
Income from contributions*	39,495,293	7,047,499	3,506,101	50,048,893
Other funds available / transfers	3,106,195	3,347,427	13,504,178	19,957,800
Total funds available	42,601,487	10,394,926	17,010,279	70,006,693
Expenditure by Objective				
Favourable Protection Environment				
Law and policy	483,485	0	0	483,485
Subtotal	483,485	0	0	483,485
Fair Protection Processes and Documentation				
Reception conditions	581,770	0	0	581,770
Registration and profiling	745,938	0	0	745,938
Status determination	484,284	0	0	484,284
Subtotal	1,811,993	0	0	1,811,993
Security from Violence and Exploitation				
Protection from effects armed conflict	0	0	2,664,139	2,664,139
SGBV prevention and response	639,374	292,873	0	932,247
Subtotal	639,374	292,873	2,664,139	3,596,386
Basic Needs and Essential Services				
Shelter and infrastructure	597,185	0	0	597,185
Basic and domestic and hygiene Items	2,709,373	0	13,517,526	16,226,899
Services for persons with specific needs	567,964	1,728,368	0	2,296,333
Subtotal	3,874,523	1,728,368	13,517,526	19,120,417
Community Empowerment and Self Reliance				
Co-existence with local communities	1,424,585	3,633,080	0	5,057,665
Self-reliance and livelihoods	0	3,258,123	0	3,258,123
Subtotal	1,424,585	6,891,203	0	8,315,788
Durable Solutions				
Solutions strategy	0	273,644	0	273,644
Voluntary return	28,729,550	0	0	28,729,550

	Pillar 1 Refugee programme	Pillar 3 Reintegration projects	Pillar 4 IDP projects	Total
Reintegration	0	602,694	0	602,694
Resettlement	483,539	0	0	483,539
Subtotal	29,213,090	876,339	0	30,089,428
Leadership, Coordination and Partnerships				
Coordination and partnerships	520,687	0	828,615	1,349,302
Camp management and coordination	607,981	0	0	607,981
Subtotal	1,128,667	0	828,615	1,957,282
Logistics and Operations Support				
Supply chain and logistics	3,285,149	0	0	3,285,149
Operations management, coordination and support	740,627	606,143	0	1,346,770
Subtotal	4,025,776	606,143	0	4,631,919
2017 Expenditure Total	42,601,493	10,394,926	17,010,279	70,006,698

**Income from contributions includes indirect support costs that are recovered from contributions to Pillars 3 and 4, supplementary budgets and the "New or additional activities – mandate-related" (NAM) Reserve. Contributions towards all pillars are included under Pillar 1.*