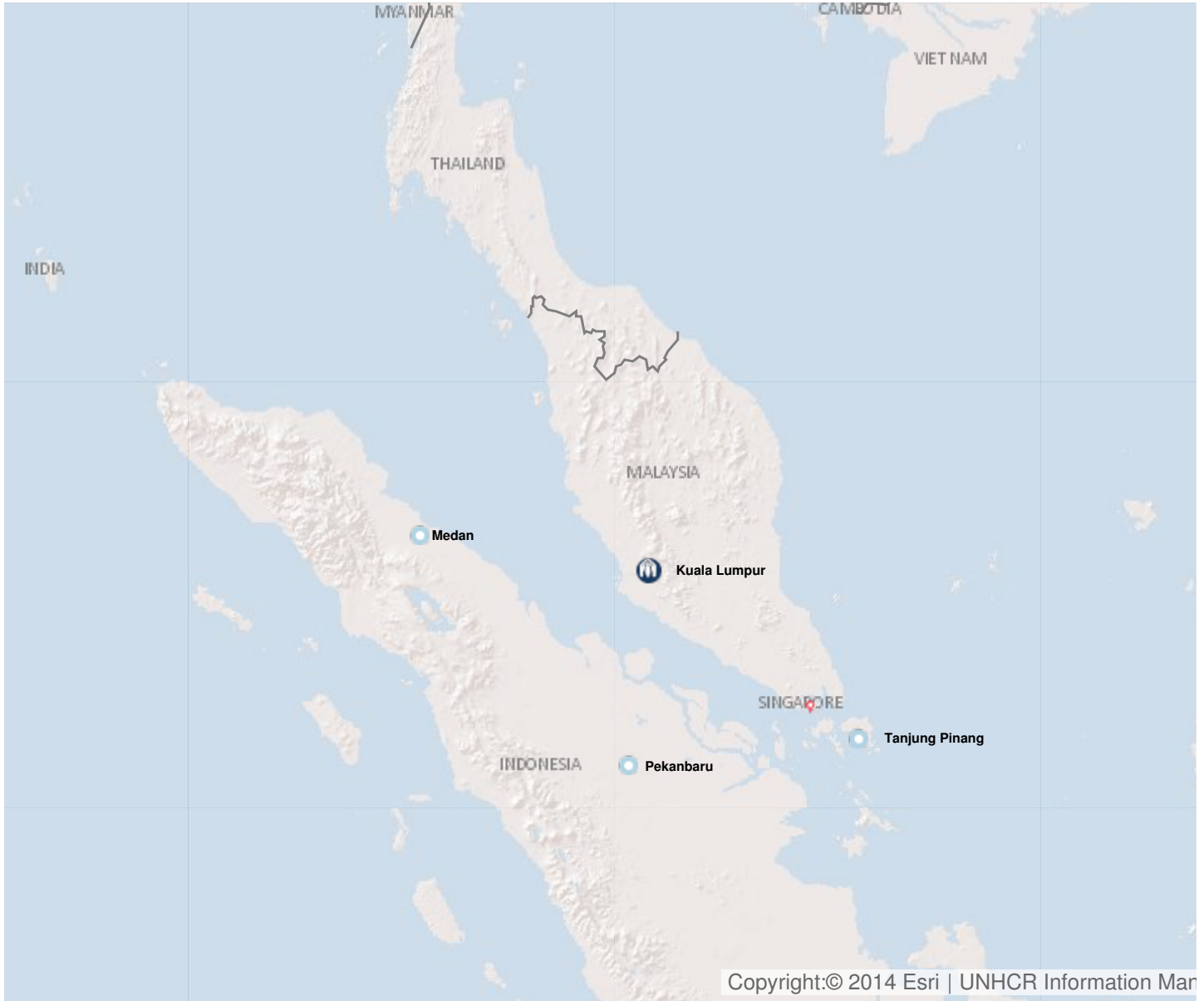


## Operation: Malaysia

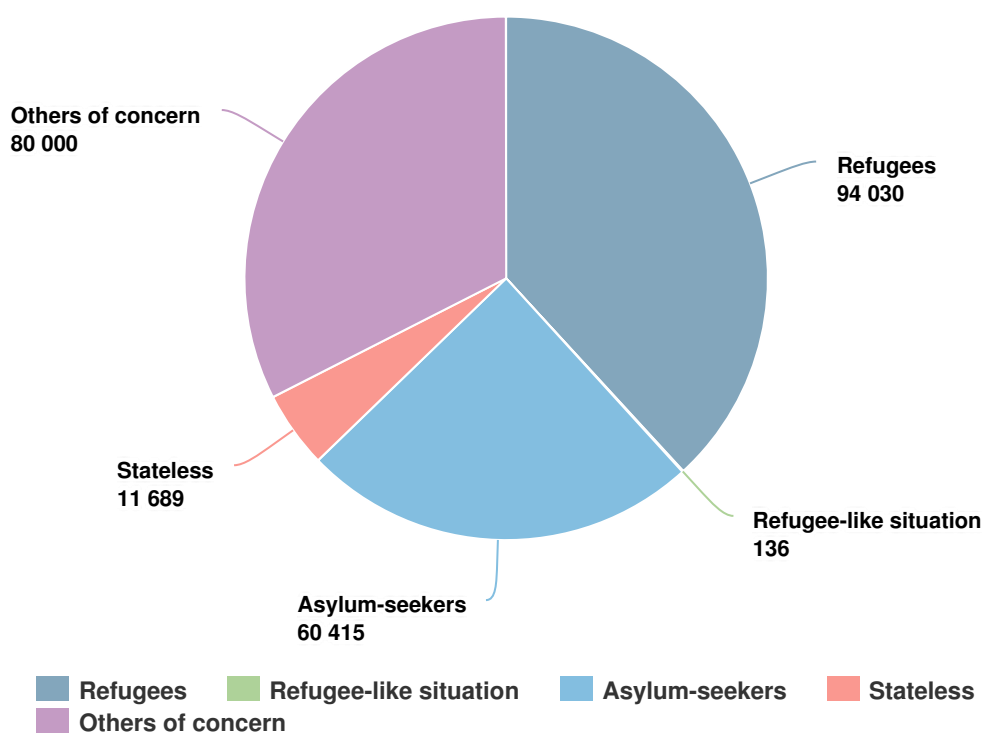


Latest update of camps and office locations **21 Nov 2016.**

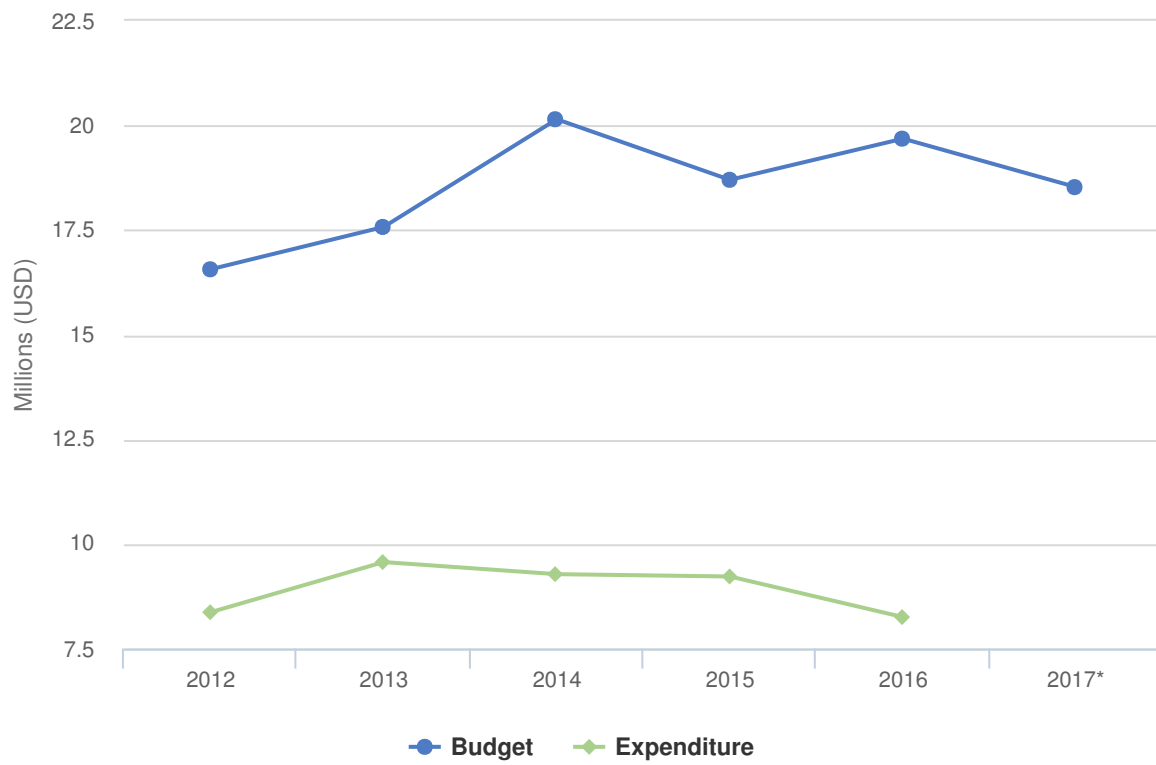
# People of Concern

DECREASE IN  
**9%** **2015**

<b>2015</b>	246,270
<b>2014</b>	270,621
<b>2013</b>	260,552



# Budgets and Expenditure for Malaysia



The overview of the 2016 report for this operation will be uploaded and available shortly.

# 2016 Original Budget for Malaysia | USD

The following table presents the original budget for this operation broken down at the objective level. Resource allocation at the objective level is subject to change during the course of the year as the operational situation evolves and priorities shift. The current budget by pillar, reflected in the bottom line of this table, is updated on a monthly basis and is replaced by the final budget at year-end.

	Pillar 1 Refugee programme	Pillar 2 Stateless programme	Total
<b>Favourable Protection Environment</b>			
Law and policy	138,700	407,417	546,117
Legal remedies and legal assistance	140,835	0	140,835
Access to territory	391,078	0	391,078
Public attitudes towards persons of concern	298,504	0	298,504
<b>Subtotal</b>	<b>969,116</b>	<b>407,417</b>	<b>1,376,534</b>
<b>Fair Protection Processes and Documentation</b>			
Registration and profiling	1,914,698	0	1,914,698
Status determination	819,365	0	819,365
Civil status documentation	122,599	51,515	174,114
<b>Subtotal</b>	<b>2,856,662</b>	<b>51,515</b>	<b>2,908,177</b>
<b>Security from Violence and Exploitation</b>			
SGBV prevention and response	596,519	0	596,519
Non-arbitrary detention	798,414	0	798,414
Child protection	661,537	0	661,537
<b>Subtotal</b>	<b>2,056,470</b>	<b>0</b>	<b>2,056,470</b>
<b>Basic Needs and Essential Services</b>			
Health	1,770,855	0	1,770,855
Reproductive health and HIV/ Aids response	799,312	0	799,312
Education	2,692,275	0	2,692,275
<b>Subtotal</b>	<b>5,262,442</b>	<b>0</b>	<b>5,262,442</b>
<b>Community Empowerment and Self Reliance</b>			
Community mobilization	489,889	0	489,889
Self-reliance and livelihoods	3,794,562	0	3,794,562
<b>Subtotal</b>	<b>4,284,451</b>	<b>0</b>	<b>4,284,451</b>
<b>Durable Solutions</b>			
Voluntary return	256,078	0	256,078
Integration	222,897	0	222,897
Resettlement	858,113	0	858,113

	Pillar 1 Refugee programme	Pillar 2 Stateless programme	Total
Greater reduction of statelessness	0	514,117	514,117
<b>Subtotal</b>	<b>1,337,087</b>	<b>514,117</b>	<b>1,851,204</b>
<b>Leadership, Coordination and Partnerships</b>			
Coordination and partnerships	938,075	0	938,075
<b>Subtotal</b>	<b>938,075</b>	<b>0</b>	<b>938,075</b>
<b>Logistics and Operations Support</b>			
Supply chain and logistics	239,730	0	239,730
Operations management, coordination and support	955,440	0	955,440
<b>Subtotal</b>	<b>1,195,170</b>	<b>0</b>	<b>1,195,170</b>
<b>2016 Original Budget</b>	<b>18,899,473</b>	<b>973,049</b>	<b>19,872,522</b>
Increase / Decrease	-188,664	0	-188,664
<b>2016 Final Budget</b>	<b>18,710,810</b>	<b>973,049</b>	<b>19,683,859</b>