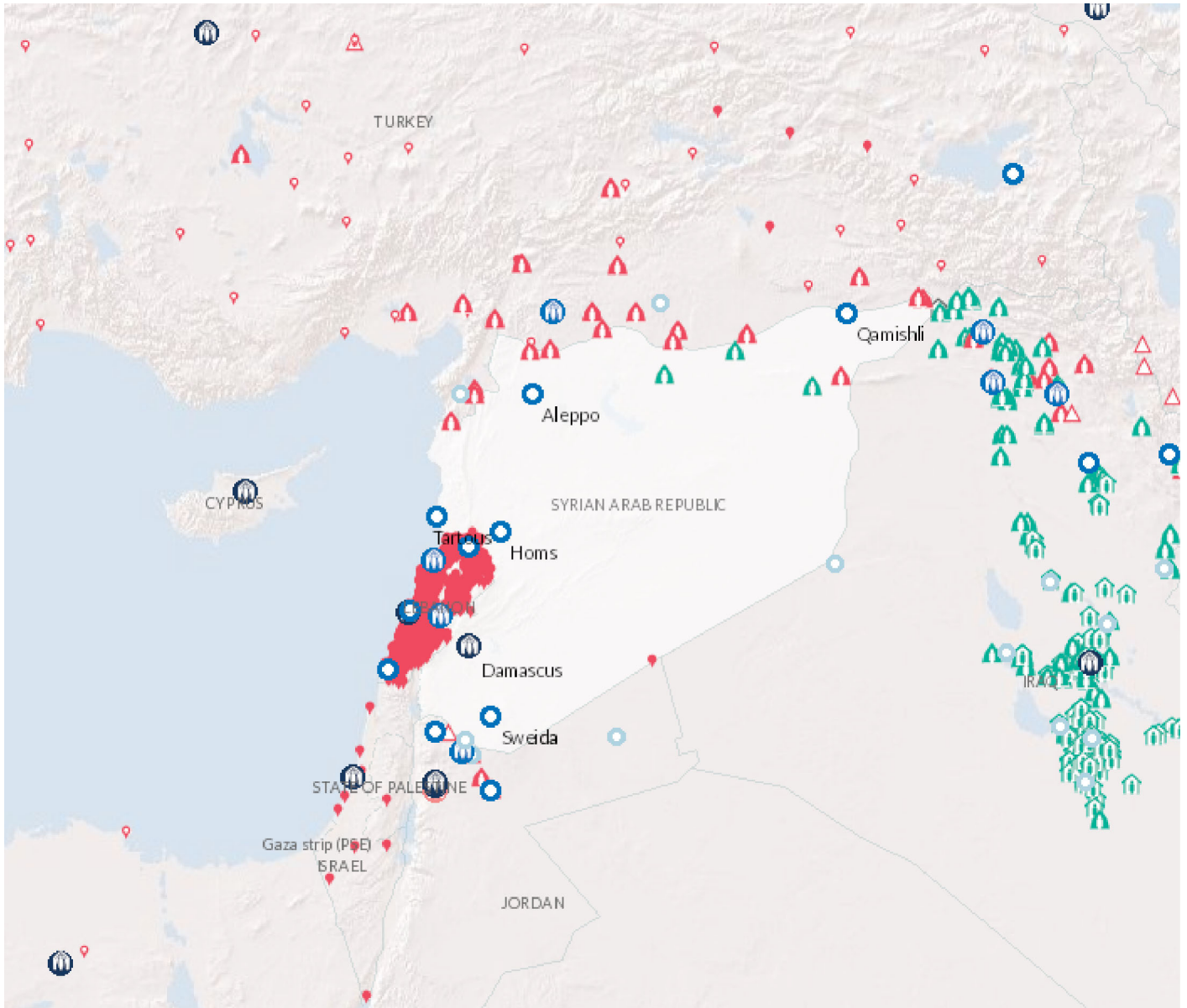


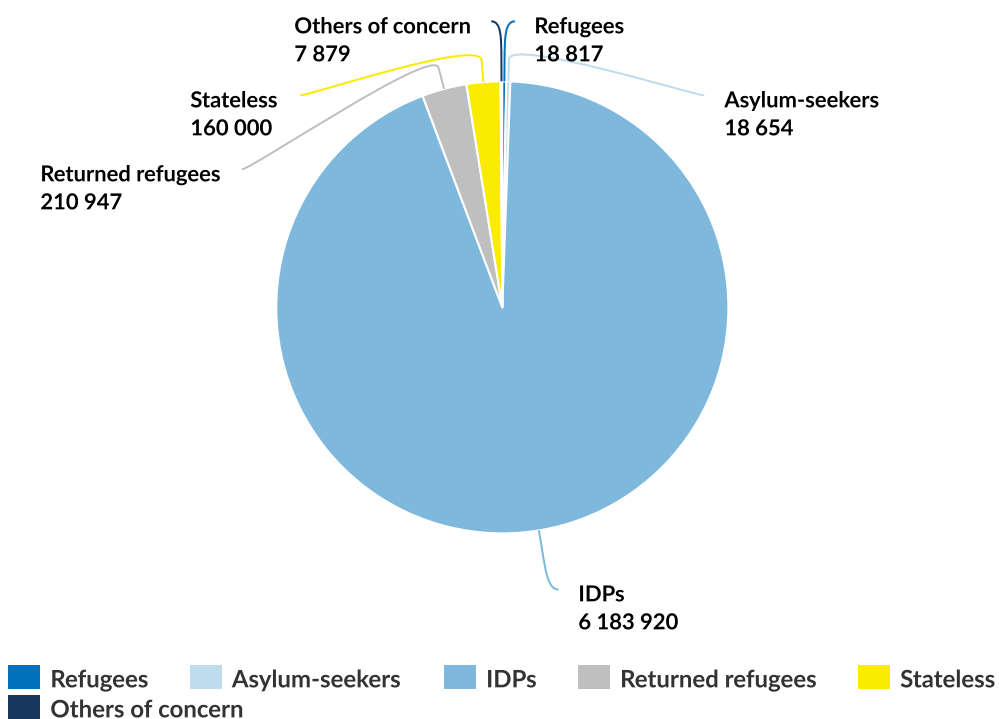
Operation: Syrian Arab Republic



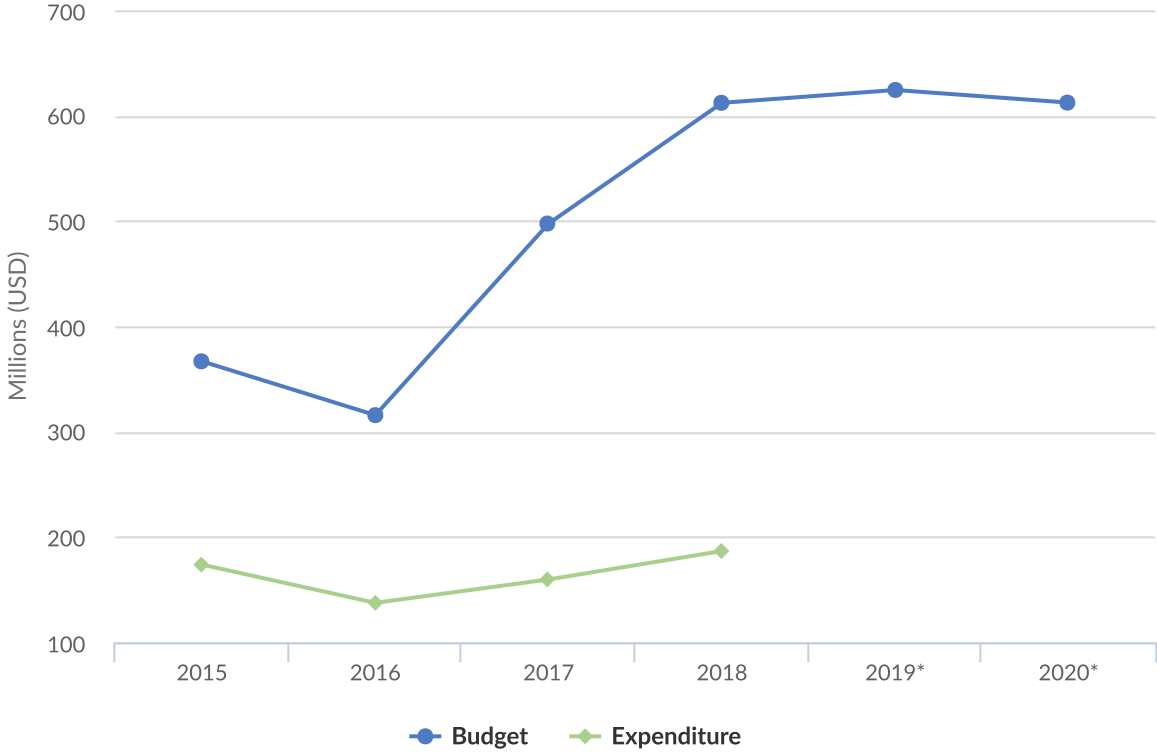
People of Concern

DECREASE IN
6% 2018

2018	6,600,217
2017	7,033,119
2016	7,131,910



Budgets and Expenditure for Syrian Arab Republic



Working environment

The scale, severity and complexity of the humanitarian needs of people in the Syrian Arab Republic (Syria) remain extensive. There are significant protection risks due to continuous hostilities in localized areas, new and protracted displacements, an increase in self-organized returns and the erosion of communities' resilience without enhanced international support. With the Syria crisis in its ninth year, more than 6.2 million Syrians remain internally displaced (as of August 2019) and over 11 million people are in need of humanitarian assistance in Syria. The humanitarian situation in north-east Syria remains dire, with an estimated 1.65 million people currently in need of humanitarian assistance, including in Al-Hol camp in Al-Hasakeh governorate (as of September 2019). As of early November, over 215,000 population movements were recorded across Al-Hasakeh, Ar-Raqqa and Aleppo governorates following the start of the military operations in north-east Syria on 9 October, including nearly 70,000 children. While some 100,000 people have returned to their areas of origin, over 100,000 people remain displaced. Meanwhile, north-west Syria continues to be characterized by ongoing conflict, which exposes civilians directly to hostilities. More than 400,000 people were displaced from northern Hama and southern Idlib governorate between April and September 2019, including many who have been displaced multiple times before.

Self-organized returns of IDPs and refugees from neighbouring countries continue to areas where stability has been restored, and that have become accessible, requiring an expanded response. Between January 2016 and September 2019, more than 209,000 Syrian refugees spontaneously returned from Egypt, Iraq, Jordan, Lebanon and Turkey. As of end September 2019, the number of refugee returns stands at around 75,500 -- surpassing the total number of returns verified throughout 2018 (55,248). Intention surveys indicate at least three quarters of the Syrian refugee population hope to return one day. Meanwhile, according to OCHA, there were an estimated 341,000 spontaneous IDP returns between January and September 2019.

In the context of the Whole of Syria approach, UNHCR continues to play a key coordination role, leading the Protection and Community Services, Shelter and Non-Food Items sectors. UNHCR will continue to work closely with its national NGO partners to provide protection and assistance to people of concern.

Key priorities

Within the framework of the Syria "2019 Humanitarian Response Plan", UNHCR's strategic and operational priorities for 2020 are:

- Preparing for, and responding to, a potential influx of IDPs and refugees, as well as returns of IDPs and refugees.
- Contributing to fostering an environment for voluntary, dignified, safe and sustainable return of refugees and IDPs. Focusing particularly on supporting those who return spontaneously and their communities.
- Enhancing the protective environment for refugees and promote innovative solutions, shifting from individualized approaches to more community-based interventions.
- Strengthening delivery-focused partnerships to achieve the above through inter-agency and sector coordination fora.

2020 Original Budget for Syrian Arab Republic | USD

The following table presents the original budget for this operation broken down at the objective level. Resource allocation at the objective level is subject to change during the course of the year as the operational situation evolves and priorities shift.

	Pillar 1 Refugee programme	Pillar 2 Stateless programme	Pillar 3 Reintegration projects	Pillar 4 IDP projects	Total
Favourable Protection Environment					
Law and policy	48,370	198,640	0	893,337	1,140,347
Legal remedies and legal assistance	66,870	0	101,058,372	9,607,678	110,732,920
Access to territory	48,370	0	0	0	48,370
Public attitudes towards persons of concern	0	0	0	878,337	878,337
Subtotal	163,610	198,640	101,058,372	11,379,352	112,799,974
Fair Protection Processes and Documentation					
Registration and profiling	738,158	0	0	0	738,158
Status determination	388,158	0	0	0	388,158
Individual documentation	288,158	0	0	0	288,158
Civil status documentation	63,158	0	0	0	63,158
Subtotal	1,477,632	0	0	0	1,477,632
Security from Violence and Exploitation					
SGBV prevention and response	89,348	0	2,855,977	5,551,211	8,496,536
Non-arbitrary detention	48,158	0	0	0	48,158
Child protection	92,338	0	4,340,718	5,911,008	10,344,064
Subtotal	229,844	0	7,196,695	11,462,219	18,888,758
Basic Needs and Essential Services					
Health	5,563,740	0	5,638,744	5,460,140	16,662,623
Water	0	0	2,268,469	0	2,268,469
Sanitation and hygiene	0	0	2,893,542	0	2,893,542
Shelter and infrastructure	18,263,740	0	55,599,220	40,535,690	114,398,649
Basic and domestic and hygiene Items	14,385,261	0	88,573,388	128,258,334	231,216,982

	Pillar 1 Refugee programme	Pillar 2 Stateless programme	Pillar 3 Reintegration projects	Pillar 4 IDP projects	Total
Services for persons with specific needs	2,100,198	0	12,059,411	14,287,396	28,447,005
Education	1,682,110	0	12,228,665	4,003,812	17,914,588
Subtotal	41,995,049	0	179,261,438	192,545,372	413,801,859
Community Empowerment and Self Reliance					
Community mobilization	1,787,590	0	6,146,866	9,654,893	17,589,349
Self-reliance and livelihoods	0	0	19,898,245	7,012,674	26,910,919
Subtotal	1,787,590	0	26,045,111	16,667,568	44,500,268
Durable Solutions					
Voluntary return	1,071,870	0	0	0	1,071,870
Resettlement	155,686	0	0	0	155,686
Subtotal	1,227,556	0	0	0	1,227,556
Leadership, Coordination and Partnerships					
Coordination and partnerships	0	0	1,068,372	1,644,341	2,712,712
Donor relations	0	0	0	1,721,674	1,721,674
Subtotal	0	0	1,068,372	3,366,015	4,434,387
Logistics and Operations Support					
Supply chain and logistics	0	0	0	5,631,435	5,631,435
Operations management, coordination and support	86,869	0	3,203,062	6,330,894	9,620,825
Subtotal	86,869	0	3,203,062	11,962,329	15,252,260
2020 Original Budget	46,968,149	198,640	317,833,049	247,382,855	612,382,693