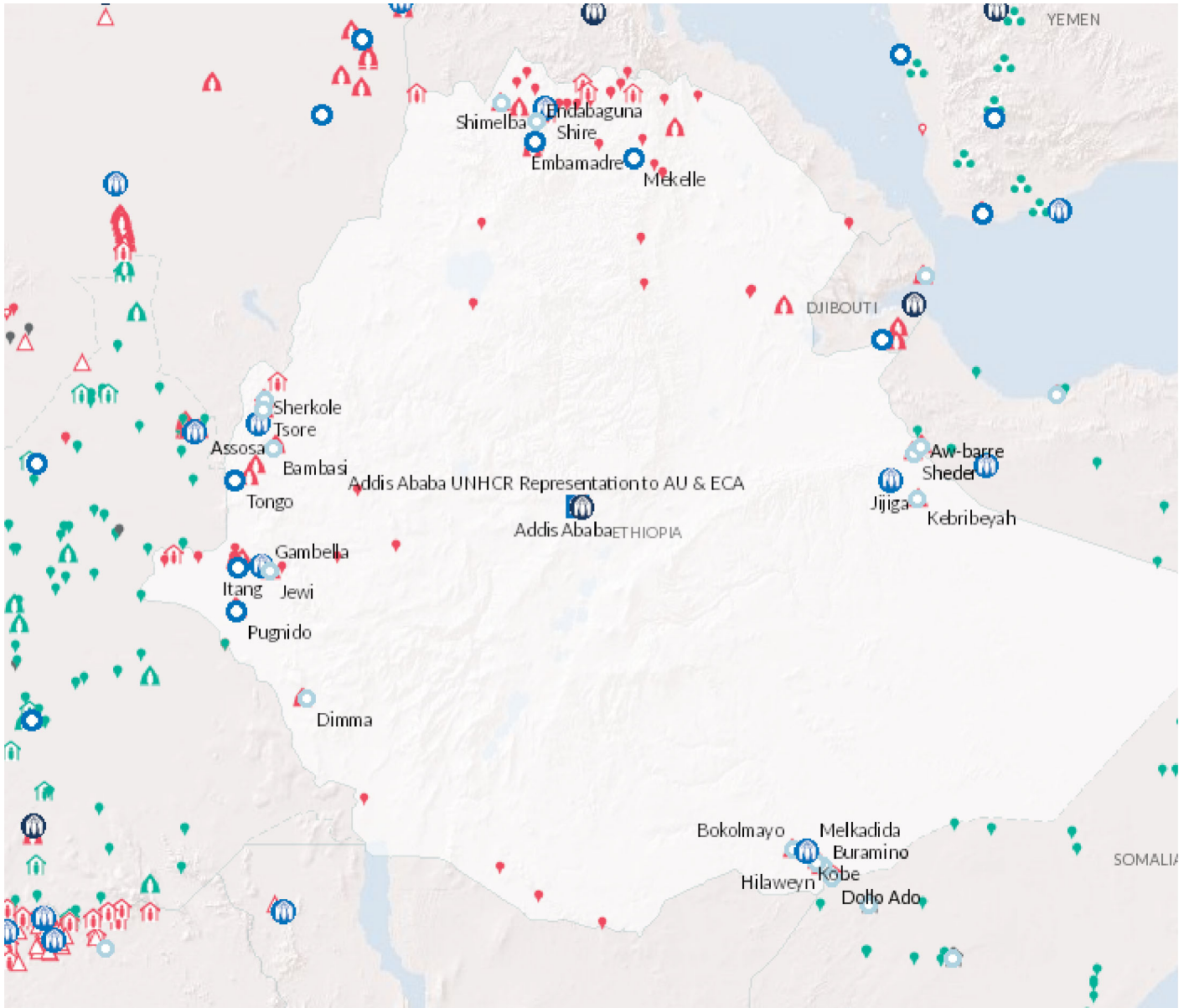


# 2020 Planning summary

26/11/2019

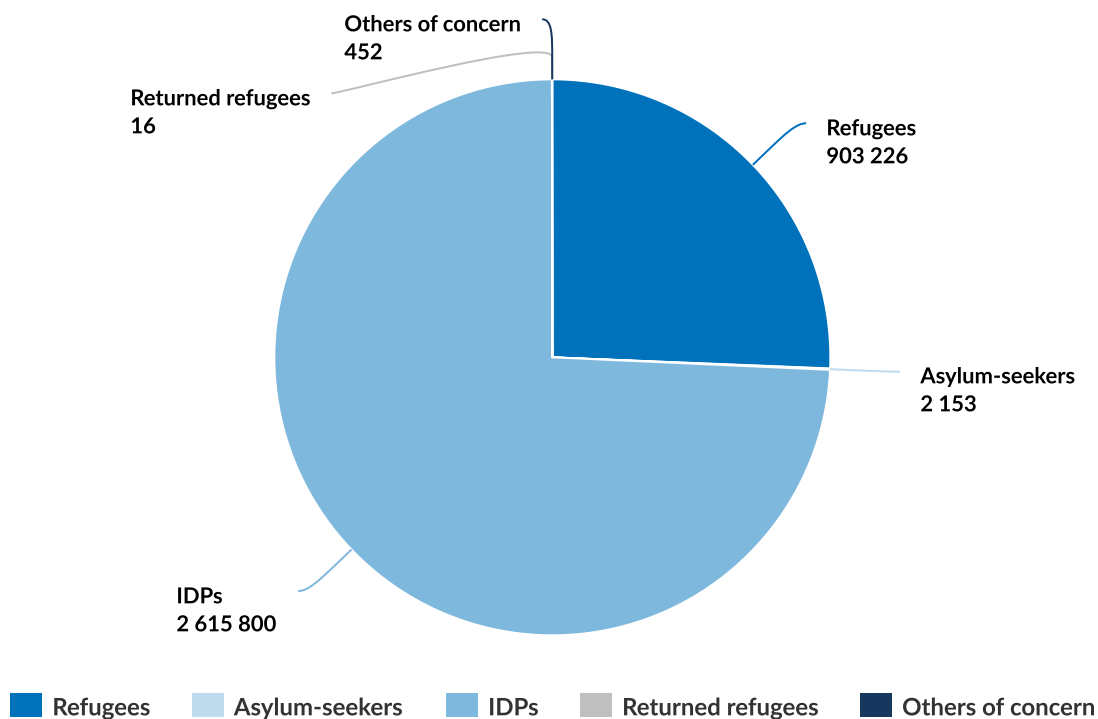
## Operation: Ethiopia



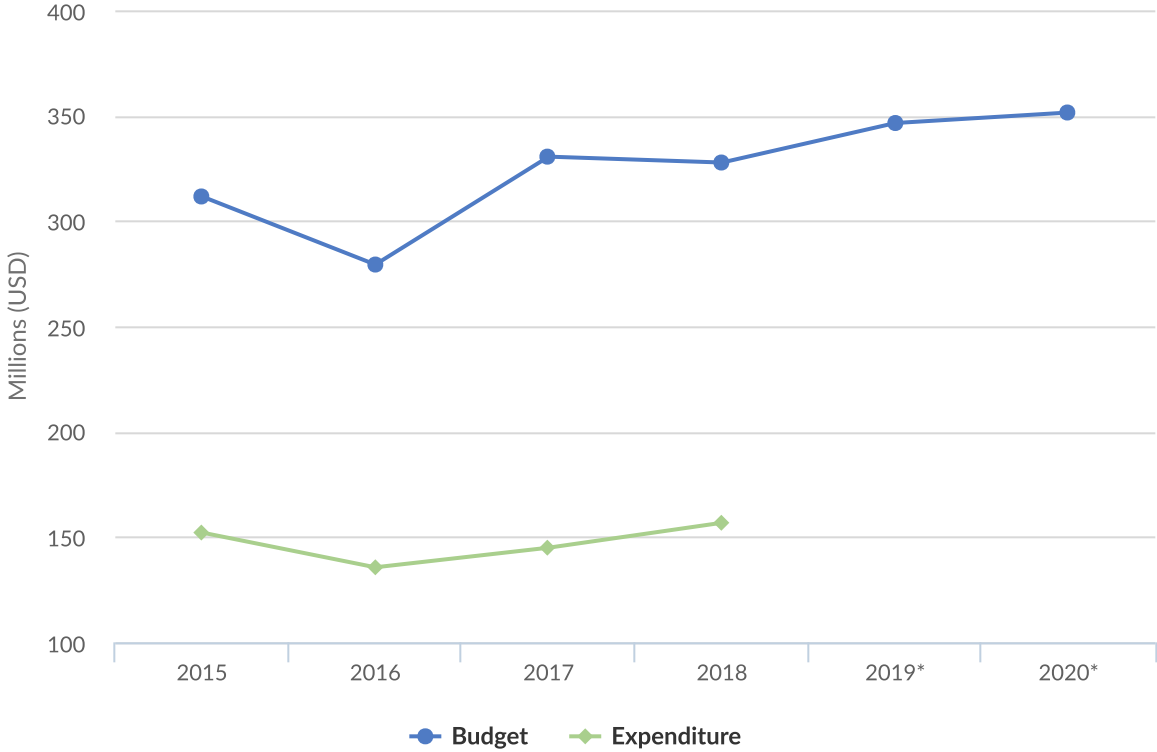
# People of Concern

79% INCREASE IN  
2018

2018	3,521,647
2017	1,970,983
2016	794,133



# Budgets and Expenditure for Ethiopia



## Working environment

The political and security environment in Ethiopia remains comparatively stable and should provide a conducive working environment for UNHCR and other humanitarian actors in 2020.

Ethiopia has a long-standing history of hosting refugees and maintains an open-door policy for refugees seeking protection in its territory. One of the original signatories to the 1951 Convention relating to the Status of Refugees, Ethiopia recently updated its existing national refugee proclamation, making it one of the most progressive in Africa. The new law introduces several new provisions that will facilitate refugees' enjoyment of rights afforded to other foreign nationals residing in the country.

Continued insecurity, caused by conflict or scarcity of natural resources in neighbouring countries, has prompted sustained refugee movements into Ethiopia. Eritreans, South Sudanese, Sudanese and Yemenis, as well as Somalis originating from South and Central Somalia, are recognized as prima facie refugees, while nationals of other countries undergo individual refugee status determination.

During the past decade, Ethiopia has also been affected by internal displacement, with an estimated population of about 2.5 million IDPs, which has resulted in UNHCR gradually increasing its operational presence and response.

Ethiopia has well-established refugee response and coordination processes in place, based on the Refugee Coordination Model and anchored in a solid framework of refugee law and procedure. The refugee response in Ethiopia unites 54 operational partners, including the Government's Agency for Refugees and Returnees Affairs (ARRA), supported by UNHCR in coordination with UN agencies, as well as international and national NGOs. In addition, UNHCR engages in the interagency Refugee Coordination Group and in various sector working groups.

## Key priorities

In 2020, UNHCR will provide protection and assistance to 751,400 refugees and asylum-seekers from Eritrea, Somalia, South Sudan and Sudan, in addition to other nationalities that reside in the urban areas. In addition, UNHCR helps provide protection and assistance to an estimated 2.5 million IDPs in Ethiopia.

A comprehensive protection and solutions strategy has been developed for registered refugees in the country. Under this strategy, UNHCR's core common objectives in 2020 include:

- Preserving and enhancing the protection environment and living conditions for refugees, while promoting the peaceful coexistence of refugees and host communities;
- Strengthening refugee protection by expanding improved community-based and multi-sectorial child protection and sexual and gender-based violence programmes and strengthening access to basic services.
- Expanding labour opportunities and supporting implementation of the Government's Comprehensive Refugee Response Framework pledges to expand refugees' access to rights, services and self-reliance opportunities in the longer-term. This is in line with the Global Compact on Refugees;
- Developing links to local and national development interventions and expanding access to solutions and legal migration pathways.

To respond to internal displacement, UNHCR will:

- Expand protection monitoring to additional areas affected by internal displacement and areas of return.
- Provide technical protection expertise to support development initiatives, creating conditions conducive to the sustainable reintegration of returning IDPs.
- Expand and develop community-based, tailored approaches to IDPs' protection needs.

- Provide protection leadership within the UN Country Team's Durable Solutions Working Group and the Federal IDP Durable Solution Working Group.
- Advocate the ratification of the Kampala Convention and provide the Government with technical support to do so.
- Distribute core relief items and carry out emergency shelter interventions to IDPs.



# 2020 Original Budget for Ethiopia | USD

The following table presents the original budget for this operation broken down at the objective level. Resource allocation at the objective level is subject to change during the course of the year as the operational situation evolves and priorities shift.

	Pillar 1 Refugee programme	Pillar 3 Reintegration projects	Pillar 4 IDP projects	Total
<b>Favourable Protection Environment</b>				
International and regional instruments	680,794	0	0	680,794
Law and policy	731,845	0	422,391	1,154,236
Legal remedies and legal assistance	3,766,062	0	0	3,766,062
Access to territory	423,015	0	0	423,015
Public attitudes towards persons of concern	483,902	0	0	483,902
<b>Subtotal</b>	<b>6,085,619</b>	<b>0</b>	<b>422,391</b>	<b>6,508,009</b>
<b>Fair Protection Processes and Documentation</b>				
Reception conditions	3,412,337	0	0	3,412,337
Registration and profiling	8,200,639	0	0	8,200,639
Status determination	870,044	0	0	870,044
Individual documentation	2,520,703	0	0	2,520,703
Civil status documentation	3,309,412	0	0	3,309,412
Family re-unification	381,678	0	0	381,678
<b>Subtotal</b>	<b>18,694,813</b>	<b>0</b>	<b>0</b>	<b>18,694,813</b>
<b>Security from Violence and Exploitation</b>				
Protection from effects of armed conflict	0	0	4,094,368	4,094,368
SGBV prevention and response	10,389,496	0	1,039,781	11,429,277
Child protection	8,411,054	0	0	8,411,054
<b>Subtotal</b>	<b>18,800,550</b>	<b>0</b>	<b>5,134,149</b>	<b>23,934,699</b>
<b>Basic Needs and Essential Services</b>				
Health	23,890,957	0	0	23,890,957
Reproductive health and HIV/ Aids response	6,692,119	0	0	6,692,119
Nutrition	12,087,002	0	0	12,087,002
Food security	25,610,252	0	0	25,610,252
Water	21,676,791	0	0	21,676,791
Sanitation and hygiene	13,035,472	0	0	13,035,472
Shelter and infrastructure	25,614,494	0	4,198,480	29,812,974
Energy	11,484,739	0	488,392	11,973,131

	Pillar 1 Refugee programme	Pillar 3 Reintegration projects	Pillar 4 IDP projects	Total
Basic and domestic and hygiene Items	24,386,211	0	12,762,933	37,149,144
Services for persons with specific needs	7,633,789	0	503,312	8,137,100
Education	32,550,618	0	0	32,550,618
<b>Subtotal</b>	<b>204,662,444</b>	<b>0</b>	<b>17,953,116</b>	<b>222,615,560</b>
<b>Community Empowerment and Self Reliance</b>				
Community mobilization	2,680,527	0	384,415	3,064,942
Co-existence with local communities	3,899,967	0	0	3,899,967
Natural resources and shared environment	7,215,735	0	0	7,215,735
Self-reliance and livelihoods	20,796,967	0	0	20,796,967
<b>Subtotal</b>	<b>34,593,196</b>	<b>0</b>	<b>384,415</b>	<b>34,977,611</b>
<b>Durable Solutions</b>				
Voluntary return	824,997	7,000,000	0	7,824,997
Reintegration	0	0	1,424,598	1,424,598
Integration	2,616,232	0	0	2,616,232
Resettlement	2,401,026	0	0	2,401,026
<b>Subtotal</b>	<b>5,842,255</b>	<b>7,000,000</b>	<b>1,424,598</b>	<b>14,266,853</b>
<b>Leadership, Coordination and Partnerships</b>				
Coordination and partnerships	2,747,251	0	502,207	3,249,458
Camp management and coordination	3,667,231	0	0	3,667,231
<b>Subtotal</b>	<b>6,414,482</b>	<b>0</b>	<b>502,207</b>	<b>6,916,689</b>
<b>Logistics and Operations Support</b>				
Supply chain and logistics	6,269,284	0	854,034	7,123,317
Operations management, coordination and support	14,856,771	0	1,604,357	16,461,128
<b>Subtotal</b>	<b>21,126,055</b>	<b>0</b>	<b>2,458,391</b>	<b>23,584,446</b>
<b>2020 Original Budget</b>	<b>316,219,414</b>	<b>7,000,000</b>	<b>28,279,266</b>	<b>351,498,681</b>