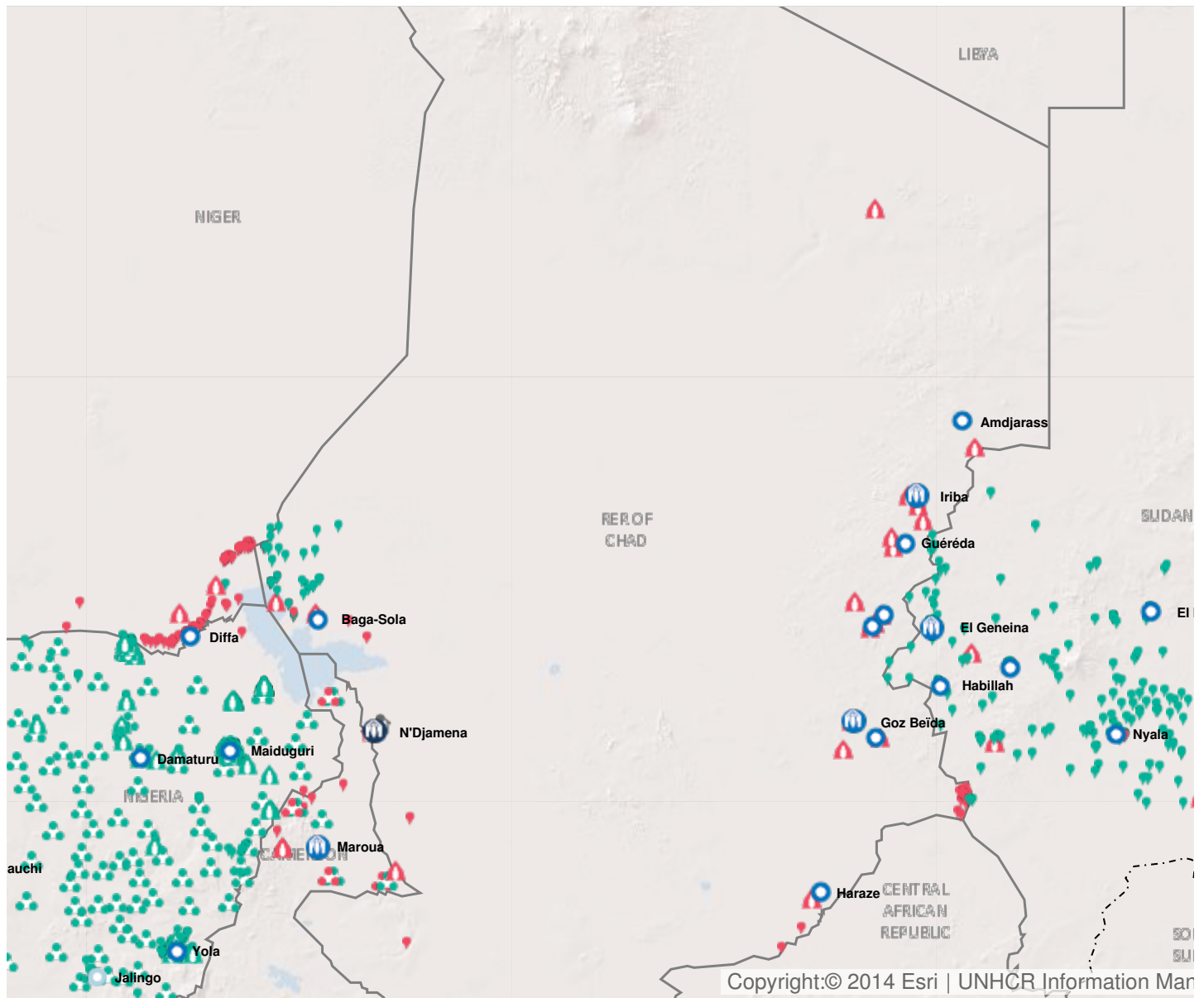


2017 Planning summary

Downloaded on 2/12/2016

Operation: Chad

Location

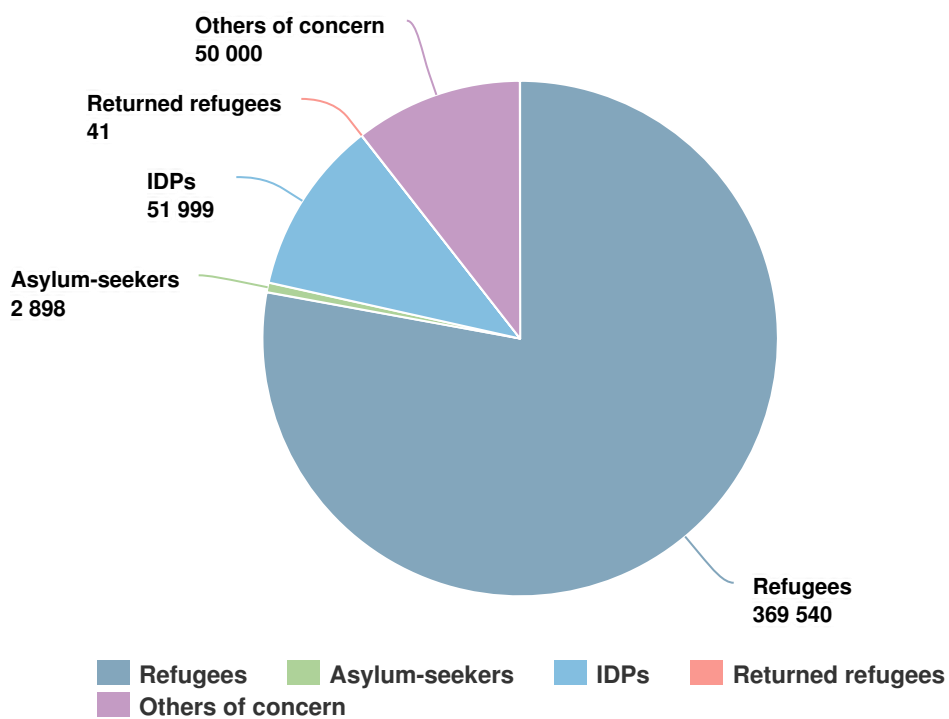


Latest update of camps and office locations **21 Nov 2016**. By clicking on the icons on the map, additional information is displayed.

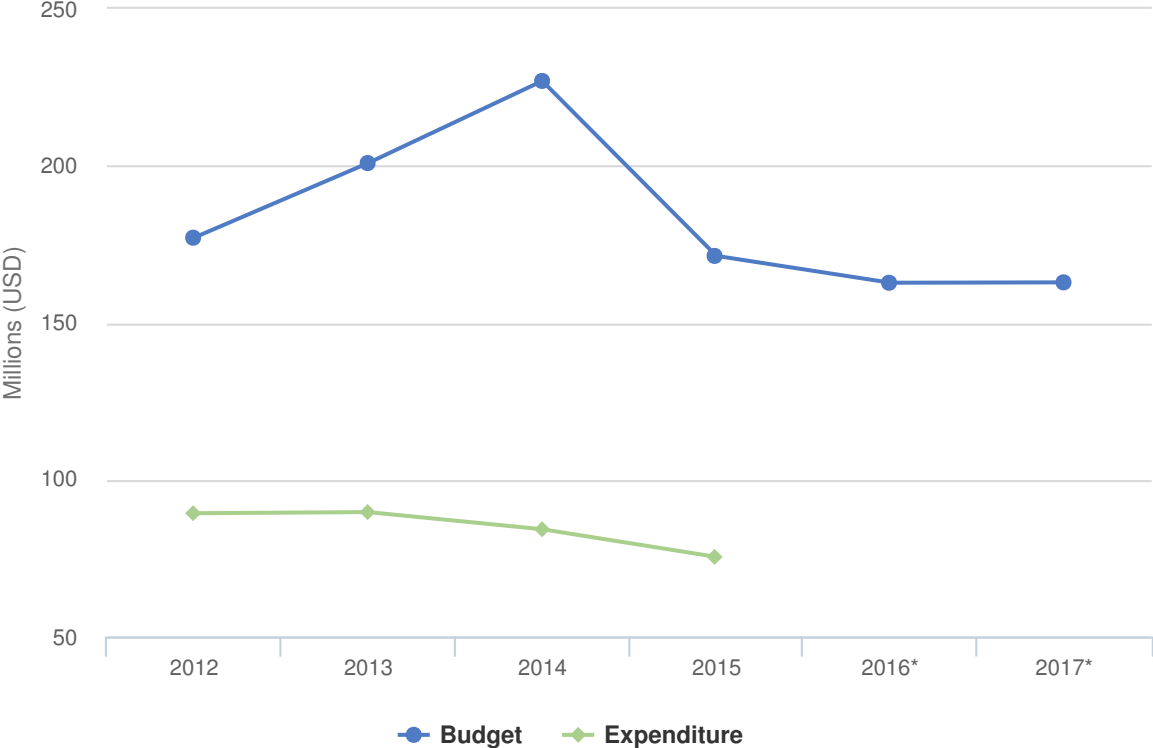
People of Concern

DECREASE IN
6% 2015

2015	474,478
2014	505,067
2013	454,967



Budgets and Expenditure for Chad



Working environment

Chad has been welcoming and hosting hundreds of thousands of refugees, many for over 13 years. Over 26,600 hectares of land have been provided to refugees by the Government and, subject to available resources, access to some health services is also granted to refugees.

At the same time, continued regional insecurity has led to the Government's decision to close the borders with Niger, Nigeria and the Central African Republic which together with military activities around the Lake Chad Region, have paralyzed agricultural and fishing activities, with significant economic consequences for Chad. Refugee services remain of a high standard compared to national services, rendering it critical to partner with local authorities to ensure consistency and harmonization.

Few new arrivals are expected from Nigeria, CAR and Sudan as the situations in those countries continue to stabilize. UNHCR continues to explore the possibility of concluding tripartite agreements for solutions together with Chad, and the Central African Republic and Sudan respectively. It is hoped that this will provide opportunities for durable solutions for some 45,800 people of concern during the course of 2017.

Key priorities

In 2017, UNHCR's operation will focus on:

- supporting the adoption of the national refugee law and the extension of the law on civil status to refugee children born in Chad, which will permit the issuance of birth certificates; and pave the way of sustainable integration of refugees in the national system in partnership with development actors
- successfully implementing the fundraising strategy to develop a solar-powered water system in the eastern part of the country; and
- promoting community empowerment through self-reliance and peaceful coexistence projects, as well as seeking to reduce malnutrition through multi-sectoral interventions.

2017 Revised Budget for Chad | USD

The following table presents the revised budget for this operation broken down at the objective level. Resource allocation at the objective level is subject to change during the course of the year as the operational situation evolves and priorities shift.

	Pillar 1 Refugee programme	Pillar 2 Stateless programme	Pillar 4 IDP projects	Total
Favourable Protection Environment				
Law and policy	86,763	0	0	86,763
Legal remedies and legal assistance	1,895,076	0	0	1,895,076
Access to territory	157,163	0	0	157,163
Subtotal	2,139,002	0	0	2,139,002
Fair Protection Processes and Documentation				
Registration and profiling	2,755,210	0	0	2,755,210
Status determination	186,763	0	0	186,763
Individual documentation	1,502,207	567,200	0	2,069,407
Civil status documentation	2,067,443	424,539	0	2,491,982
Subtotal	6,511,622	991,739	0	7,503,361
Security from Violence and Exploitation				
Protection from crime	530,030	0	0	530,030
SGBV prevention and response	4,624,860	0	0	4,624,860
Non-arbitrary detention	267,163	0	0	267,163
Child protection	4,393,237	0	0	4,393,237
Subtotal	9,815,290	0	0	9,815,290
Basic Needs and Essential Services				
Health	17,615,018	0	0	17,615,018
Reproductive health and HIV/ Aids response	3,853,528	0	0	3,853,528
Nutrition	3,796,943	0	0	3,796,943
Water	5,683,337	0	0	5,683,337
Sanitation and hygiene	2,934,414	0	0	2,934,414
Shelter and infrastructure	7,801,002	0	720,000	8,521,002
Energy	7,589,663	0	0	7,589,663
Basic and domestic and hygiene Items	4,384,088	0	950,000	5,334,088
Services for persons with specific needs	3,761,980	0	0	3,761,980
Education	18,659,439	0	0	18,659,439
Subtotal	76,079,411	0	1,670,000	77,749,411

	Pillar 1 Refugee programme	Pillar 2 Stateless programme	Pillar 4 IDP projects	Total
Community Empowerment and Self Reliance				
Community mobilization	1,561,067		495,000	2,056,067
Co-existence with local communities	4,216,468		385,000	4,601,468
Natural resources and shared environment	3,955,200		0	3,955,200
Self-reliance and livelihoods	24,096,597		0	24,096,597
Subtotal	33,829,333	0	880,000	34,709,333
Durable Solutions				
Solutions strategy	690,222		0	690,222
Voluntary return	6,665,834		0	6,665,834
Resettlement	4,357,743		0	4,357,743
Subtotal	11,713,800	0	0	11,713,800
Leadership, Coordination and Partnerships				
Coordination and partnerships	0		300,000	300,000
Camp management and coordination	1,497,753		0	1,497,753
Donor relations	366,680		0	366,680
Subtotal	1,864,433	0	300,000	2,164,433
Logistics and Operations Support				
Supply chain and logistics	11,750,715		0	11,750,715
Operations management, coordination and support	5,299,963		0	5,299,963
Subtotal	17,050,678	0	0	17,050,678
2017 Revised Budget	159,003,568	991,739	2,850,000	162,845,307