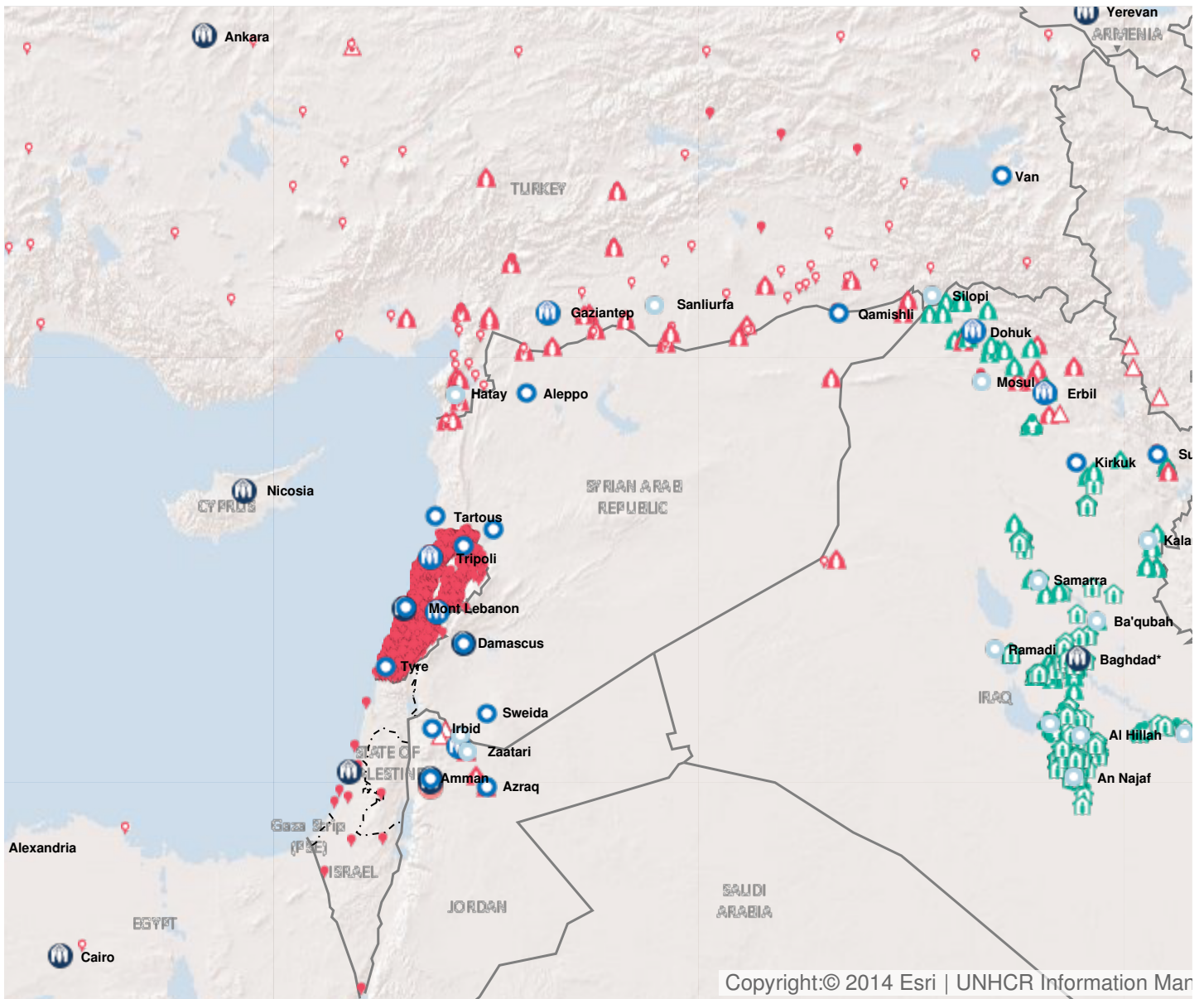


## Operation: Syrian Arab Republic

### Location

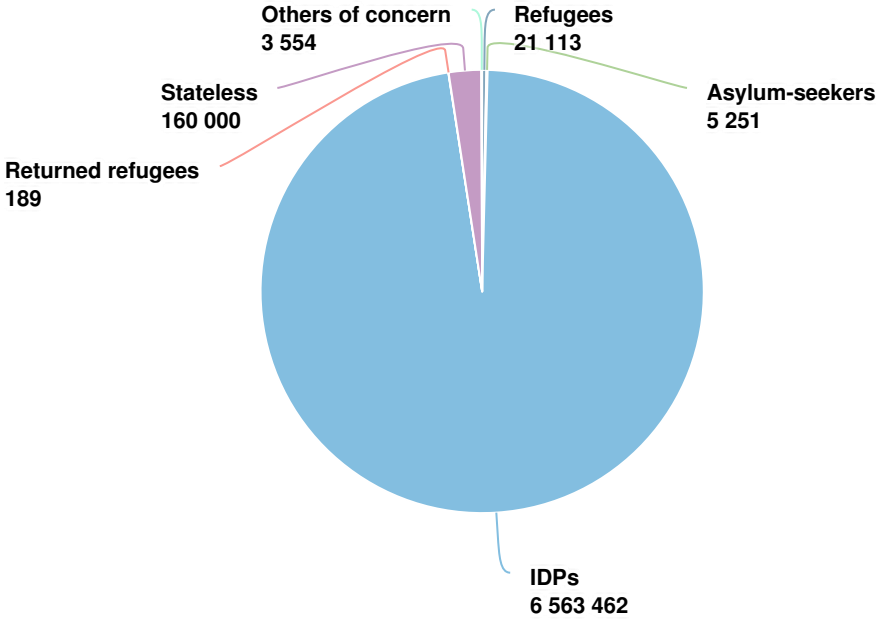


Latest update of camps and office locations **13 Jan 2016**. By clicking on the icons on the map, additional information is displayed.

# People of Concern

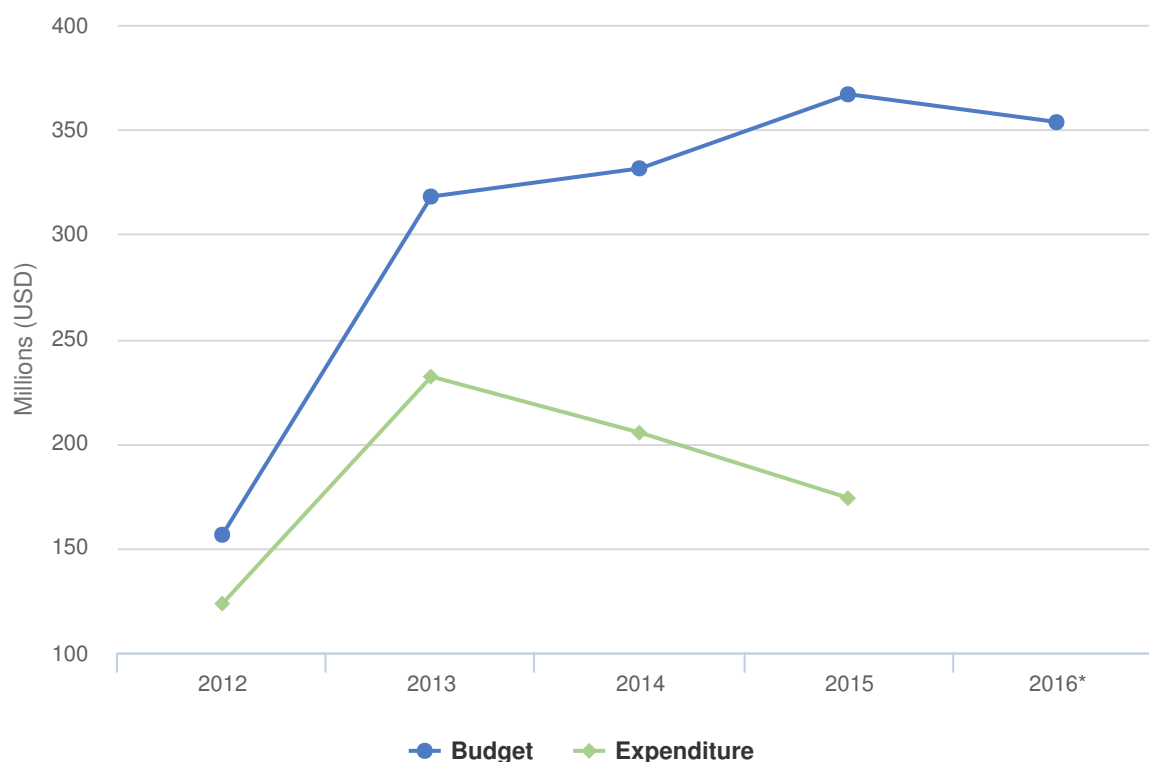
DECREASE IN  
**15%** 2015

|             |           |
|-------------|-----------|
| <b>2015</b> | 6,753,569 |
| <b>2014</b> | 7,947,655 |
| <b>2013</b> | 6,973,348 |



- Refugees
- Asylum-seekers
- IDPs
- Returned refugees
- Stateless
- Others of concern

# Budgets and Expenditure for Syrian Arab Republic



By mid-2015, an estimated 12.2 million of the 22 million population of the Syrian Arab Republic (Syria) have been affected by the conflict through: its impact on infrastructure, including schools and hospitals; the limited availability of medicines and basic commodities; lack of access to social services; and the deepening economic recession. This has left many exposed to a range of risks related to living in inadequate accommodation; limited access to healthcare, education and justice; loss of documentation; as well as the dangers of child labour and gender-based violence.

In 2016, UNHCR will maintain its inter-agency coordination role for protection and community services under the framework of the Strategic Response Plan (SRP), with the aim of responding to the impact of the armed conflict, general insecurity and human rights violations on the civilian population, and promoting measures to enhance the protection of internally displaced people (IDPs). As lead agency for the shelter and non-food items sectors, the provision of core relief items will continue to be a major component of UNHCR's IDP response. Assistance will be delivered both from inside Syria, as well as from the neighbouring countries of Jordan and Turkey. The Office is committed to strengthening coordination and communication amongst all stakeholders, including beneficiaries, local communities, and national and international non-governmental organizations, in line with the "Whole of Syria" approach.

Further, refugees in Syria have been severely affected by the crisis and currently face additional protection risks due to forced internal relocation. This often results in family separation, exposing children, women-headed households, the elderly and people with disabilities to heightened risks. Ensuring cash assistance to support refugees' basic food and shelter needs and addressing vulnerabilities, will be priorities in 2016.

# 2016 Original Budget for Syrian Arab Republic | USD

The following table presents the original budget for this operation broken down at the objective level. Resource allocation at the objective level is subject to change during the course of the year as the operational situation evolves and priorities shift. The current budget by pillar, reflected in the bottom line of this table, is updated on a monthly basis and is replaced by the final budget at year-end.

|                                                    | Pillar 1<br>Refugee<br>programme | Pillar 2<br>Stateless<br>programme | Pillar 4<br>IDP projects | Total              |
|----------------------------------------------------|----------------------------------|------------------------------------|--------------------------|--------------------|
| <b>Favourable Protection Environment</b>           |                                  |                                    |                          |                    |
| Law and policy                                     | 453,485                          | 194,642                            | 0                        | 648,127            |
| Legal remedies and legal assistance                | 463,485                          | 0                                  | 7,103,989                | 7,567,474          |
| Access to territory                                | 326,742                          | 0                                  | 0                        | 326,742            |
| <b>Subtotal</b>                                    | <b>1,243,712</b>                 | <b>194,642</b>                     | <b>7,103,989</b>         | <b>8,542,343</b>   |
| <b>Fair Protection Processes and Documentation</b> |                                  |                                    |                          |                    |
| Reception conditions                               | 488,485                          | 0                                  | 0                        | 488,485            |
| Registration and profiling                         | 456,742                          | 0                                  | 0                        | 456,742            |
| Status determination                               | 658,485                          | 0                                  | 0                        | 658,485            |
| Individual documentation                           | 321,742                          | 0                                  | 0                        | 321,742            |
| Civil status documentation                         | 276,742                          | 0                                  | 0                        | 276,742            |
| <b>Subtotal</b>                                    | <b>2,202,197</b>                 | <b>0</b>                           | <b>0</b>                 | <b>2,202,197</b>   |
| <b>Security from Violence and Exploitation</b>     |                                  |                                    |                          |                    |
| Protection from effects armed conflict             | 0                                | 0                                  | 3,005,984                | 3,005,984          |
| SGBV prevention and response                       | 880,227                          | 0                                  | 6,607,978                | 7,488,206          |
| Non-arbitrary detention                            | 353,485                          | 0                                  | 0                        | 353,485            |
| Child protection                                   | 2,270,227                        | 0                                  | 8,417,978                | 10,688,206         |
| <b>Subtotal</b>                                    | <b>3,503,939</b>                 | <b>0</b>                           | <b>18,031,941</b>        | <b>21,535,880</b>  |
| <b>Basic Needs and Essential Services</b>          |                                  |                                    |                          |                    |
| Health                                             | 6,113,485                        | 0                                  | 16,933,009               | 23,046,494         |
| Shelter and infrastructure                         | 0                                | 0                                  | 44,878,158               | 44,878,158         |
| Basic and domestic and hygiene Items               | 14,756,742                       | 0                                  | 173,199,364              | 187,956,107        |
| Services for persons with specific needs           | 13,135,892                       | 0                                  | 13,005,984               | 26,141,875         |
| Education                                          | 3,620,227                        | 0                                  | 0                        | 3,620,227          |
| <b>Subtotal</b>                                    | <b>37,626,346</b>                | <b>0</b>                           | <b>248,016,515</b>       | <b>285,642,861</b> |
| <b>Community Empowerment and Self Reliance</b>     |                                  |                                    |                          |                    |
| Community mobilization                             | 391,742                          | 0                                  | 10,445,984               | 10,837,726         |
| Self-reliance and livelihoods                      | 3,113,485                        | 0                                  | 10,803,989               | 13,917,474         |

|                                                  | Pillar 1<br>Refugee<br>programme | Pillar 2<br>Stateless<br>programme | Pillar 4<br>IDP projects | Total              |
|--------------------------------------------------|----------------------------------|------------------------------------|--------------------------|--------------------|
| <b>Subtotal</b>                                  | <b>3,505,227</b>                 | <b>0</b>                           | <b>21,249,973</b>        | <b>24,755,200</b>  |
| <b>Durable Solutions</b>                         |                                  |                                    |                          |                    |
| Voluntary return                                 | 686,742                          | 0                                  | 0                        | 686,742            |
| Resettlement                                     | 668,485                          | 0                                  | 0                        | 668,485            |
| <b>Subtotal</b>                                  | <b>1,355,227</b>                 | <b>0</b>                           | <b>0</b>                 | <b>1,355,227</b>   |
| <b>Leadership, Coordination and Partnerships</b> |                                  |                                    |                          |                    |
| Coordination and partnerships                    | 0                                | 0                                  | 3,066,504                | 3,066,504          |
| Camp management and coordination                 | 0                                | 0                                  | 2,666,504                | 2,666,504          |
| Donor relations                                  | 0                                | 0                                  | 4,333,009                | 4,333,009          |
| <b>Subtotal</b>                                  | <b>0</b>                         | <b>0</b>                           | <b>10,066,018</b>        | <b>10,066,018</b>  |
| <b>Logistics and Operations Support</b>          |                                  |                                    |                          |                    |
| Supply chain and logistics                       | 0                                | 0                                  | 16,482,522               | 16,482,522         |
| Operations management, coordination and support  | 3,313,485                        | 0                                  | 8,466,504                | 11,779,989         |
| <b>Subtotal</b>                                  | <b>3,313,485</b>                 | <b>0</b>                           | <b>24,949,027</b>        | <b>28,262,511</b>  |
| <b>2016 Original Budget</b>                      | <b>52,750,132</b>                | <b>194,642</b>                     | <b>329,417,463</b>       | <b>382,362,237</b> |
| Increase / Decrease                              | 0                                | 0                                  | -28,900,000              | -28,900,000        |
| <b>2016 Current Budget</b>                       | <b>52,750,132</b>                | <b>194,642</b>                     | <b>300,517,463</b>       | <b>353,462,237</b> |