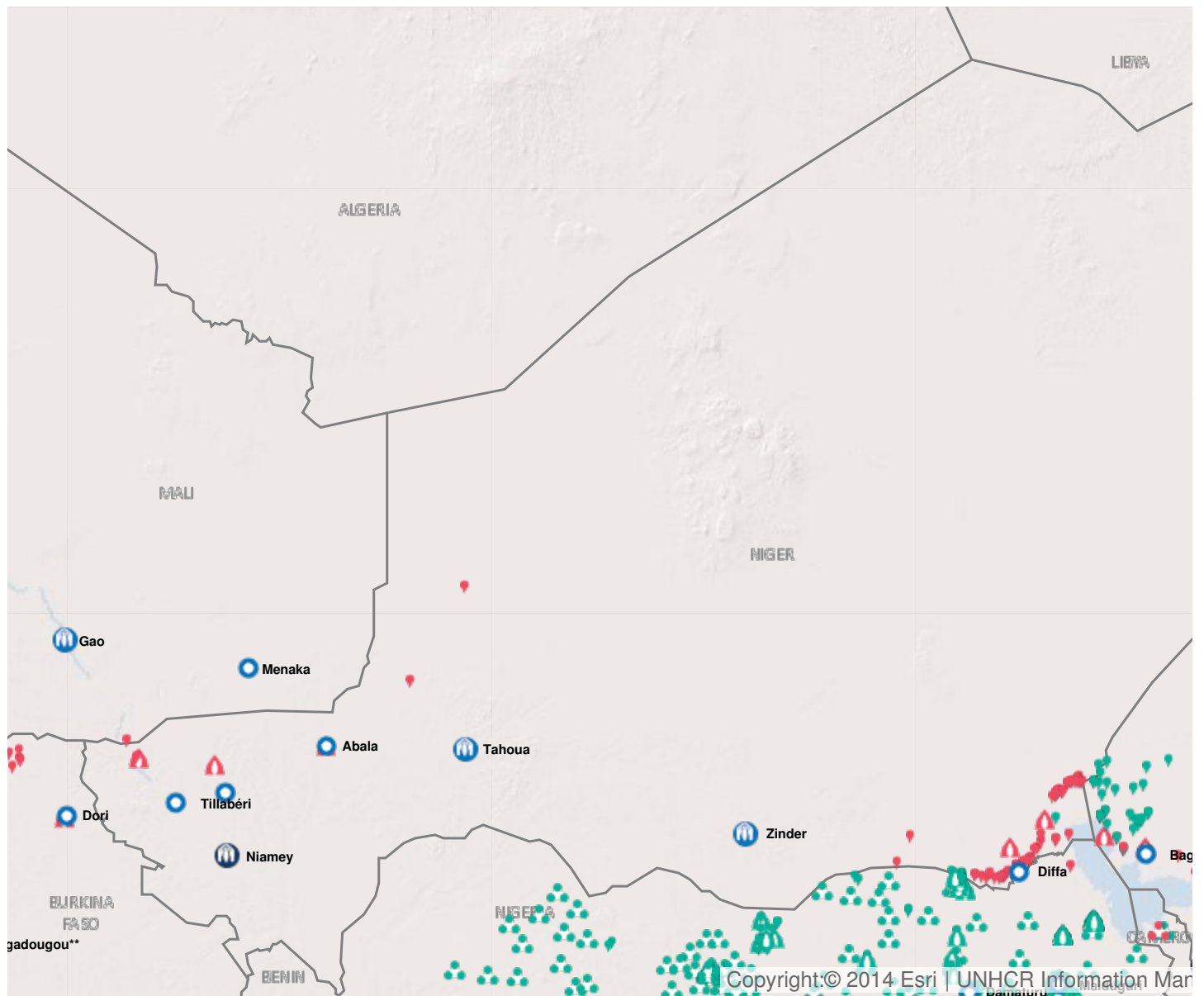


## Operation: Niger

### Location

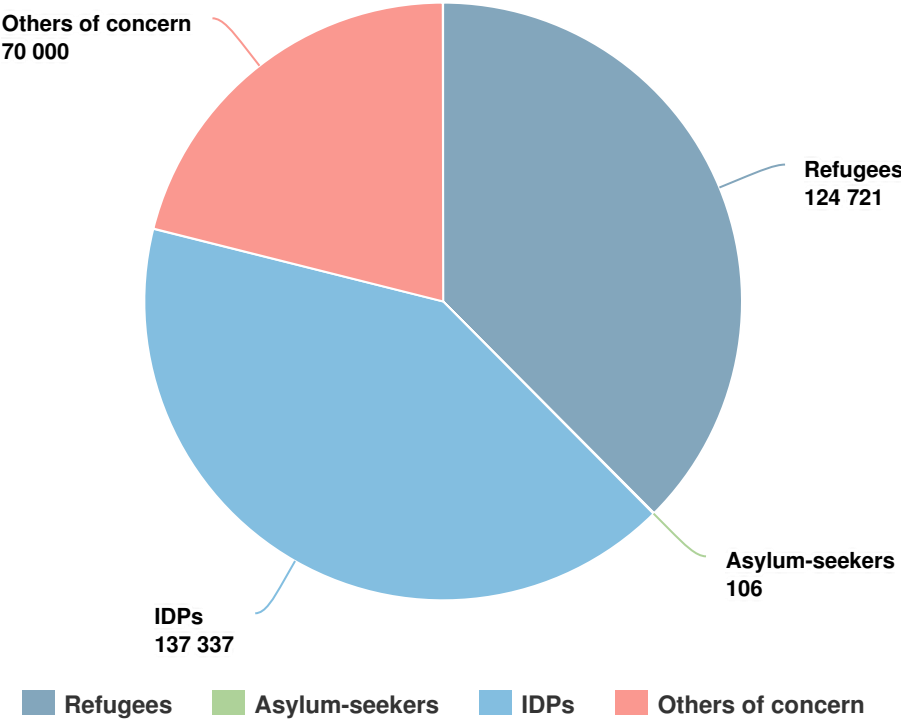


Latest update of camps and office locations **13 Jan 2016**. By clicking on the icons on the map, additional information is displayed.

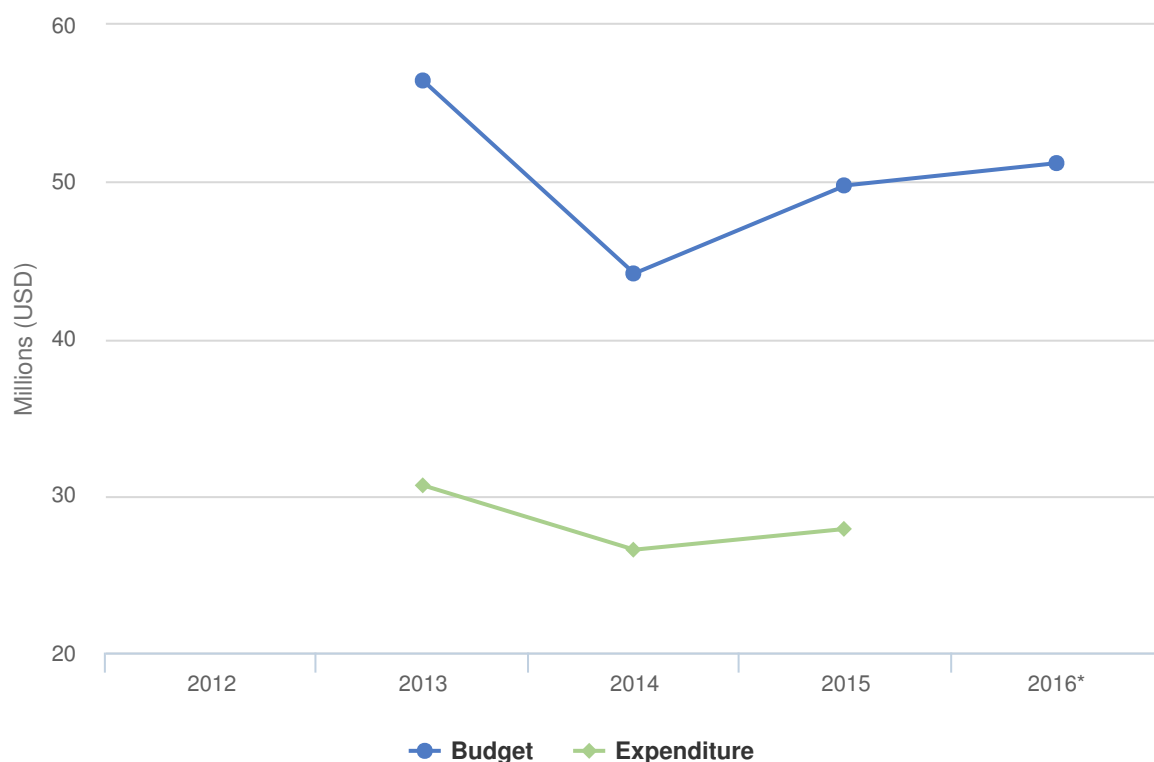
# People of Concern

INCREASE IN  
**125%** **2015**

<b>2015</b>	332,164
<b>2014</b>	147,936
<b>2013</b>	92,911



## Budgets and Expenditure for Niger



UNHCR and its partners operate in a challenging humanitarian environment in Niger, with poor infrastructure, chronic droughts, seasonal flooding, extreme heat, violent winds and recurring epidemics (e.g. cholera and meningitis). Niger is ranked last in UNDP's 2014 Human Development Index. The refugee programme is being carried out in a context where the resilience of the local population and institutions remains low. There is constant food insecurity, chronic malnutrition and a lack of infrastructure and services in rural areas. Access to the populations of concern is costly and poses significant operational and security challenges.

Niger also continues to be affected by the security situation in the region, which remains fragile, with instability prevailing in the north-east of Nigeria. The dry climate and fragile environment affect livelihood interventions, and this will continue to hamper the refugee operation in 2016, particularly in the Diffa region.

Building resilience and maintaining peaceful coexistence between the host community and refugees will be a priority for UNHCR and partners. Holistic and inclusive approaches to provide assistance to the affected population through development-oriented and innovative interventions will continue to be implemented.

The Government maintains its open-door policy and continues to allow humanitarian access and protection to those seeking refuge on its territory. Government and host community support include the preservation of and access to asylum and international protection, access to land and basic services, including health and education, markets and livelihood opportunities. UNHCR will continue to work closely with the Government to support protection measures and facilitate access to public services and assistance available to both Malian and Nigerian refugees.

# 2016 Original Budget for Niger | USD

The following table presents the original budget for this operation broken down at the objective level. Resource allocation at the objective level is subject to change during the course of the year as the operational situation evolves and priorities shift. The current budget by pillar, reflected in the bottom line of this table, is updated on a monthly basis and is replaced by the final budget at year-end.

	Pillar 1 Refugee programme	Pillar 2 Stateless programme	Pillar 4 IDP projects	Total
<b>Favourable Protection Environment</b>				
Law and policy	895,359	0	0	895,359
Administrative Institutions and Practice	227,585	0	0	227,585
Legal remedies and legal assistance	1,071,729	0	0	1,071,729
Access to territory	182,774	0	0	182,774
<b>Subtotal</b>	<b>2,377,447</b>	<b>0</b>	<b>0</b>	<b>2,377,447</b>
<b>Fair Protection Processes and Documentation</b>				
Reception conditions	255,915	0	0	255,915
Identification of statelessness	0	391,864	0	391,864
Registration and profiling	1,206,498	0	0	1,206,498
Status determination	638,956	0	0	638,956
Individual documentation	678,512	391,864	0	1,070,375
Civil status documentation	584,916	0	0	584,916
<b>Subtotal</b>	<b>3,364,796</b>	<b>783,728</b>	<b>0</b>	<b>4,148,524</b>
<b>Security from Violence and Exploitation</b>				
SGBV prevention and response	1,395,215	0	0	1,395,215
Child protection	2,142,920	0	0	2,142,920
<b>Subtotal</b>	<b>3,538,135</b>	<b>0</b>	<b>0</b>	<b>3,538,135</b>
<b>Basic Needs and Essential Services</b>				
Health	3,382,550	0	0	3,382,550
Nutrition	1,201,713	0	0	1,201,713
Water	4,343,970	0	0	4,343,970
Sanitation and hygiene	1,051,171	0	0	1,051,171
Shelter and infrastructure	5,547,783	0	0	5,547,783
Energy	2,655,775	0	0	2,655,775
Basic and domestic and hygiene Items	4,013,475	0	0	4,013,475
Education	3,110,843	0	0	3,110,843
<b>Subtotal</b>	<b>25,307,281</b>	<b>0</b>	<b>0</b>	<b>25,307,281</b>

	Pillar 1 Refugee programme	Pillar 2 Stateless programme	Pillar 4 IDP projects	Total
<b>Community Empowerment and Self Reliance</b>				
Community mobilization	247,957	0	0	247,957
Co-existence with local communities	442,054	0	0	442,054
Self-reliance and livelihoods	5,328,141	0	0	5,328,141
<b>Subtotal</b>	<b>6,018,153</b>	<b>0</b>	<b>0</b>	<b>6,018,153</b>
<b>Durable Solutions</b>				
Voluntary return	2,163,790	0	0	2,163,790
Integration	197,957	0	0	197,957
Resettlement	127,957	0	0	127,957
<b>Subtotal</b>	<b>2,489,705</b>	<b>0</b>	<b>0</b>	<b>2,489,705</b>
<b>Leadership, Coordination and Partnerships</b>				
Coordination and partnerships	272,774	0	0	272,774
Camp management and coordination	672,774	0	0	672,774
Donor relations	192,585	0	0	192,585
<b>Subtotal</b>	<b>1,138,133</b>	<b>0</b>	<b>0</b>	<b>1,138,133</b>
<b>Logistics and Operations Support</b>				
Supply chain and logistics	2,443,946	0	0	2,443,946
Operations management, coordination and support	2,309,344	0	0	2,309,344
<b>Subtotal</b>	<b>4,753,290</b>	<b>0</b>	<b>0</b>	<b>4,753,290</b>
<b>2016 Original Budget</b>	<b>48,986,938</b>	<b>783,728</b>	<b>0</b>	<b>49,770,666</b>
Increase / Decrease	-2,443,000	160,500	3,700,000	1,417,500
<b>2016 Current Budget</b>	<b>46,543,938</b>	<b>944,228</b>	<b>3,700,000</b>	<b>51,188,166</b>