

# SOUTH SUDAN SITUATION

## Regional overview of population of concern

as of 30 September 2017

### KEY FIGURES

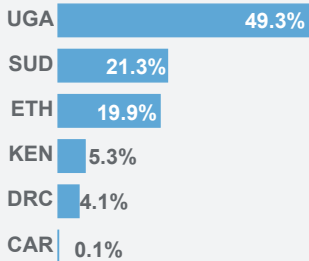


**4.24 MILLION**  
population of concern

**2.09 million**

total refugees  
from South Sudan

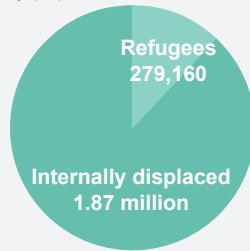
By country of asylum



**2.15 million**

pop. of concern  
in South Sudan

By population of concern



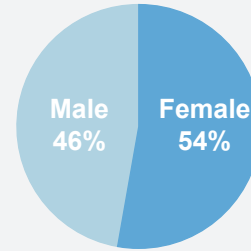
**USD 883.5 million requested**

**USD 277.8 million received (31%)**

by UNHCR in 2017 for the South Sudan situation (as of 2 Oct)

### SOUTH SUDANESE REFUGEES

Sex and age breakdown of registered refugees in the region

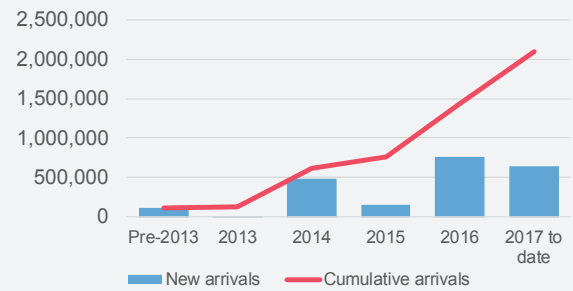


0 - 17  
63%

18 - 59  
34%

60 +  
3%

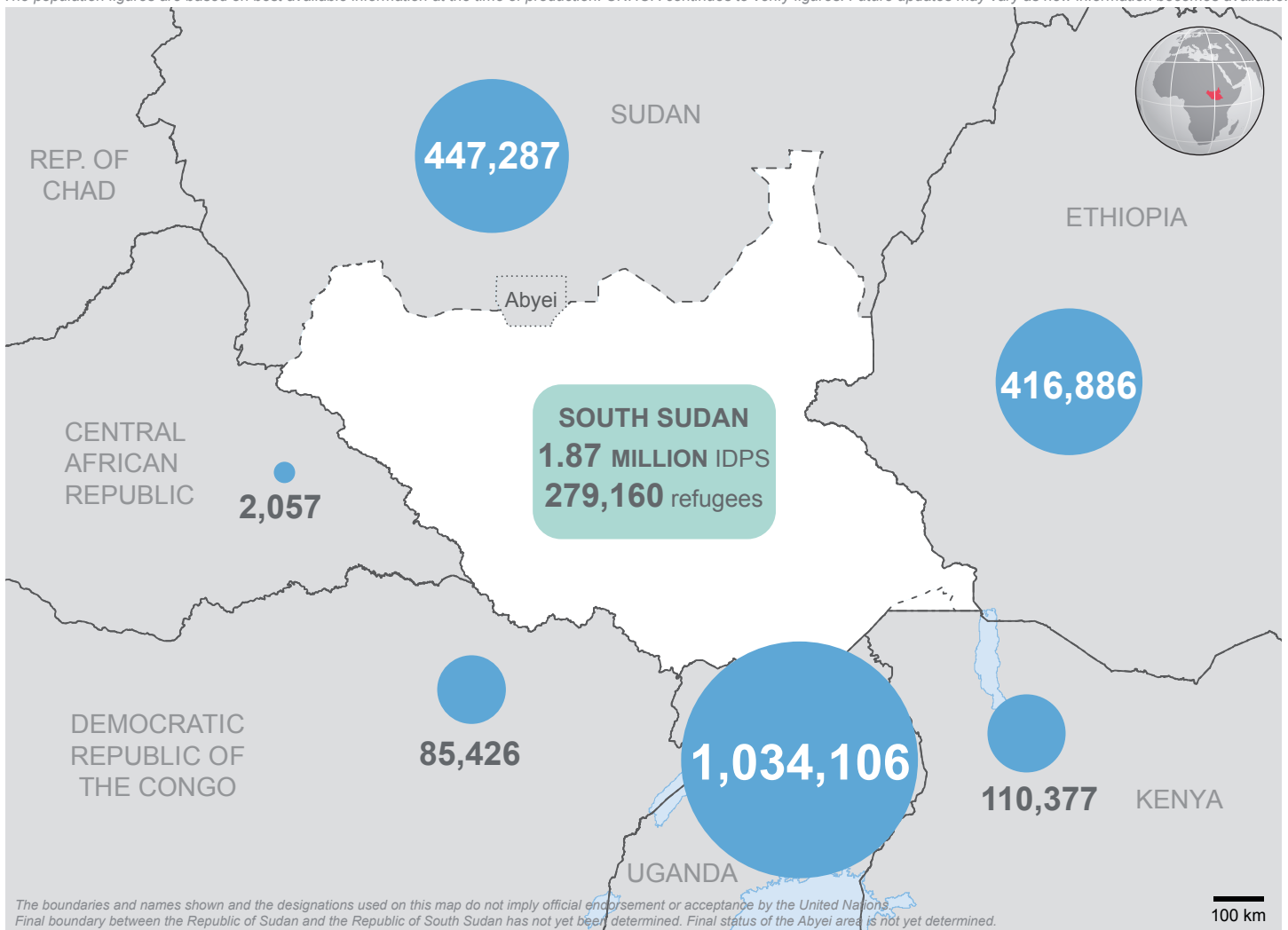
Yearly and Cumulative South Sudanese Refugee Arrivals



**2017 arrivals (1 Jan - 30 Sept): 637,445**

based on field reports, UNHCR and Government registration

The population figures are based on best available information at the time of production. UNHCR continues to verify figures. Future updates may vary as new information becomes available.



The boundaries and names shown and the designations used on this map do not imply official endorsement or acceptance by the United Nations. Final boundary between the Republic of Sudan and the Republic of South Sudan has not yet been determined. Final status of the Abyei area is not yet determined.

100 km