

# UNHCR Rwanda - Monthly Population Statistics

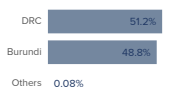
as of 30th September 2019



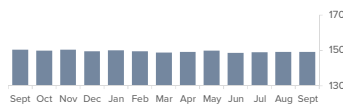
## KEY POPULATION STATISTICS

<b>149,212</b>	<b>Total Population</b>
<b>148,393</b>	Individually Registered
<b>819</b>	Group Registered (In Reception centres/urban)
<b>237</b>	New Arrivals in September 2019 (Burundians)
<b>42,716</b>	Total number of Households

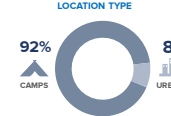
### MAIN COUNTRIES OF ORIGIN



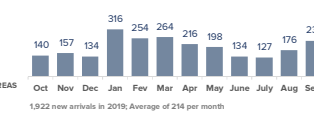
### MONTHLY POPULATION TRENDS | Sept 2018 - Sep 2019



### DISTRIBUTION OF POPULATION BY LOCATION TYPE

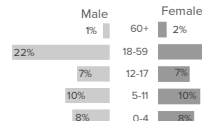
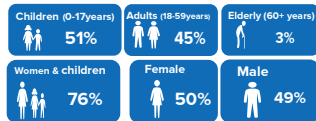


### MONTHLY TREND OF NEW ARRIVALS



Location	Group Registered	Individually Registered	Total Households
Kigeme	-	20,950	3,998
Gihembe	-	12,391	2,910
Kiziba	-	16,950	3,426
Nyabiheke	-	14,289	2,787
Mugombwa	-	10,546	2,259
Kigali	632	11,077	6,615
Gashora (ETM)	-	66	59
Nyanza RC	7	-	3
Nyarushishi TC	1	-	1
Gatore RC	139	-	73
Huye	40	816	441
Mahama	-	61,308	20,144
<b>Total</b>	<b>819</b>	<b>148,393</b>	<b>42,716</b>

## DEMOGRAPHICS



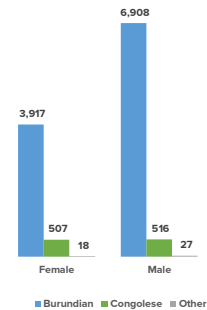
Age (years)	0-4	5-11	12-17	18-59	60+	Total	Percentage
Female	12,375	14,449	10,811	34,700	2,950	<b>75,285</b>	50.7%
Male	12,551	14,808	10,963	32,585	2,201	<b>73,108</b>	49.3%
<b>Total</b>	<b>24,926</b>	<b>29,257</b>	<b>21,774</b>	<b>67,285</b>	<b>5,151</b>	<b>148,393</b>	

Average family size: 3.5

## COUNTRIES OF ORIGIN

Country of Origin	0 - 4 years		5 - 11 years		12 - 17 years		18 - 59 years		60+ years		Total
	F	M	F	M	F	M	F	M	F	M	
Angola	2	0	0	0	0	0	4	1	1	0	8
Burundi**	6,438	6,527	6,490	6,902	4,205	4,456	15,473	19,609	1,032	794	<b>71,926</b>
Chad	0	0	0	0	0	1	1	3	0	0	5
DR Congo	5,932	6,021	7,951	7,902	6,605	6,481	19,215	12,921	1,917	1,405	<b>76,350</b>
Eritrea*	1	2	1	2	1	16	4	33	0	0	60
Ethiopia	0	0	0	0	0	0	0	2	0	1	3
Guinea	0	0	0	0	0	0	0	1	0	0	1
Haiti	0	0	0	1	0	0	0	0	0	0	1
Somalia*	1	0	2	1	0	6	2	3	0	1	16
South Sudan	0	1	3	0	0	1	1	5	0	0	11
Sudan*	0	0	0	0	2	0	6	0	0	0	8
Tanzania	1	0	1	0	0	0	0	1	0	0	3
Uganda	0	0	1	0	0	0	0	0	0	0	1
<b>Total</b>	<b>12,375</b>	<b>12,551</b>	<b>14,449</b>	<b>14,808</b>	<b>10,811</b>	<b>10,963</b>	<b>34,700</b>	<b>32,585</b>	<b>2,950</b>	<b>2,201</b>	<b>148,393</b>

### URBAN REFUGEES (GENDER AND NATIONALITY)



\* Includes ETM population

### REFUGEES\* FROM DEMOCRATIC REP. OF THE CONGO

Areas of origin	Population	Percentage
North Kivu	67,424	88.3%
South Kivu	6,697	8.8%
Haut-Katanga	1,303	1.7%
Ituri	147	0.2%
Maniema	126	0.2%
Kasai Oriental	21	0.0%
Mai-Ndombe	11	0.0%
Equateur	8	0.0%
Kongo Central	7	0.0%
Other	606	0.8%
<b>Total</b>	<b>76,350</b>	

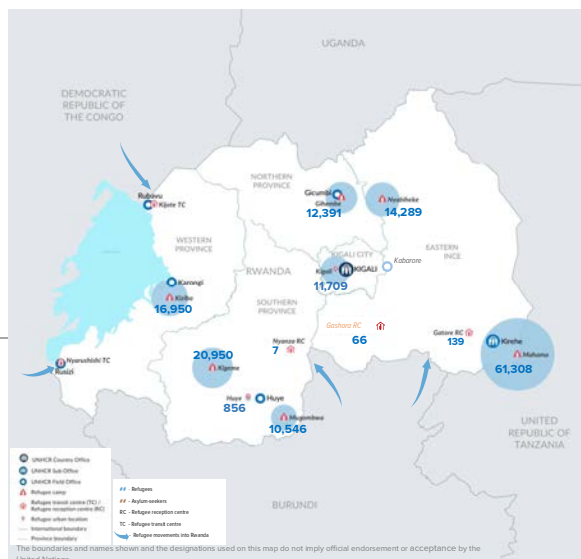
\* Includes asylum-seekers

### REFUGEES\* FROM BURUNDI

Areas of origin	Population	Percentage
Kirundo	42,033	58.4%
Bujumbura Mairie	11,780	16.4%
Muyinga	8,657	12.0%
Ngozi	941	1.3%
Karuzi	1,313	1.8%
Cibitoke	782	1.1%
Kayanza	839	1.2%
Ruyigi	213	0.3%
Gitega	499	0.7%
Bubanza	302	0.4%
Other	4,567	6.3%
<b>Total</b>	<b>71,926</b>	

\* Includes asylum-seekers

### POPULATION DISTRIBUTION BY LOCATION IN RWANDA

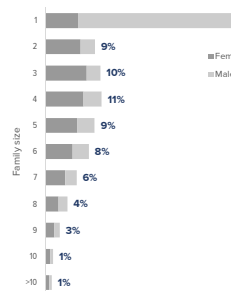


### SPECIFIC PROTECTION NEEDS

Specific Need	Count	Percentage
Child at risk	846	3.8%
Disability	4,316	19.3%
Family unity	535	2.4%
Older person at risk	2,015	9.0%
Serious medical condition	6,420	28.7%
SGBV	968	4.3%
Single parent caregiver	2,560	11.5%
Legal & physical protection r	108	0.5%
Torture	585	2.6%
Unaccompanied or separate	1,977	8.8%
Woman at risk	2,021	9.0%
<b>Total</b>	<b>22,351</b>	

An individual may have more than one specific need

### FAMILY SIZE BREAKDOWN



Percentage represents proportion of family sizes to the total number of households

### ETM BREAKDOWN BY COO AND GENDER

Country of Origin (ETM)	Female	Male	Total
Eritrea (ETM)	5	46	51
Somalia	2	5	7
Sudan	0	8	8
<b>Total</b>	<b>7</b>	<b>59</b>	<b>66</b>

\*\*Total number of Burundians is the individually registered plus the group registered (71926 + 819 = 72745)

There are 768 Rwandan spouses of registered refugees. They are not included in the above breakdowns.

For More Information: <http://data.unhcr.org/drc/country.php?id=182> and <http://data2.unhcr.org/en/situations/burundi/location/2006>

Contact : Philip Kibui (E-mail: [kibui@unhcr.org](mailto:kibui@unhcr.org) / Phone: +250 781 151 656)