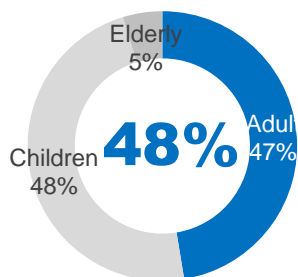


BIOMETRICALLY VERIFIED



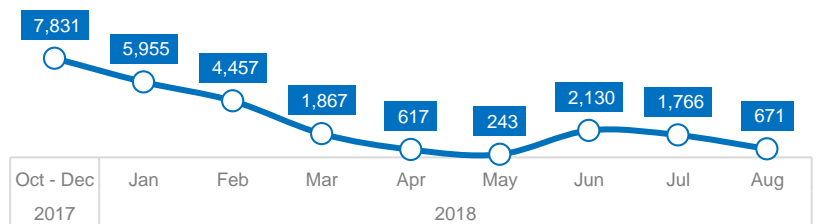
30% (8,020 individuals) of the total refugees counted at household level has been registered/verified through biometric capture of iris, fingerprints (10) and photo. Refugee information were also validated through amendment of their existing information, litigation and support of national documentations. Provision of Refugee ID cards will ensure that credible information will effectively and efficiently provide protection to refugees.

REGISTERED REFUGEES PER AGE CATEGORY

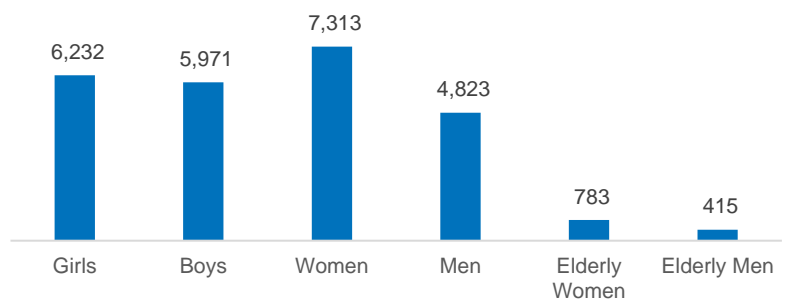


48% of registered Cameroonian refugees are under the age of 17

REGISTERED REFUGEES PER MONTH



REGISTERED REFUGEES PER DEMOGRAPHICS



BREAKDOWN BY LOCATION, GENDER AND AGE COHORT

STATE	LGAs	0-4		5-11		12-17		18-59		60+	
		FEMALE	MALE	FEMALE	MALE	FEMALE	MALE	FEMALE	MALE	FEMALE	MALE
CROSS RIVER	AKAMKPA	141	150	160	168	94	118	752	446	77	41
	BOKI	496	490	577	578	402	406	1919	1624	210	108
	CALABAR	18	28	18	20	20	14	127	112	9	7
	ETUNG	150	162	221	243	135	143	575	729	45	35
	IKOM	173	131	156	147	121	102	678	510	29	19
	OBANLIKU	528	531	901	805	525	355	2054	792	294	140
	OBUDU	1	5	4	5	1	3	14	8	0	0
BENUE	KWANDE	418	447	550	584	246	164	953	460	104	53
TARABA	SARDAUNA	52	55	73	69	35	29	171	77	10	4
AKWA-IBOM	MKPAT-ENNIN	4	3	3	2	0	4	38	34	5	2
	EKET	4	0	1	1	1	2	16	20	0	6
	ORON	2	2	1	3	0	2	14	8	0	0
ABUJA	KUJE	0	0	0	0	0	0	1	3	0	0
GRAND TOTAL		1,987	2,004	2,665	2,625	1,580	1,342	7,312	4,823	783	415

BREAKDOWN BY OCCUPATION

