






39,602
 TOTAL REFUGEES FROM CAMEROON

BIOMETRICALLY VERIFIED **31,625**

- Refugee Settlements 
- Registration Site 
- UNHCR Field Office 
- UNHCR Sub Office 
- Affected Locations 

Scale 1:2,500,000



The boundaries and names shown and the designations used on this map do not imply official endorsement or acceptance by the United Nations.

DISCLAIMER: The boundaries and names shown and the designations used on this map do not imply official endorsement or acceptance by the United Nations. A technical team has been conducting a thorough review of the information gathered so as to filter out any data discrepancies.

Total Refugees Individual	Total Refugees Cases
39,602	15,537

States	Female	Male	Total	%
Akwa Ibom	288	232	520	1.3%
Benue	2,615	2,165	4,780	12.1%
Cross River	15,689	13,024	28,713	72.5%
Rivers	3	4	7	0.0%
Taraba	3,005	2,577	5,582	14.1%
Grand Total	21,600	8,002	39,602	100.0%

Settlements	Total
Adagom	9,233
Okende	5,387
Anyake	4,303
Total	18,923
	47.8%

Gender	[0-4]	[5-11]	[12-17]	[18-59]	[60 +]	Total
Female	3,235	4,366	2,607	10,582	810	21,600
Male	3,292	4,207	2,416	7,594	493	18,002
Total	6,527	8,573	5,023	18,176	1,303	39,602
	16.5%	21.6%	12.7%	45.9%	3.3%	100.0%

Evolution of refugee registration per month: 2019

