














Key Figures

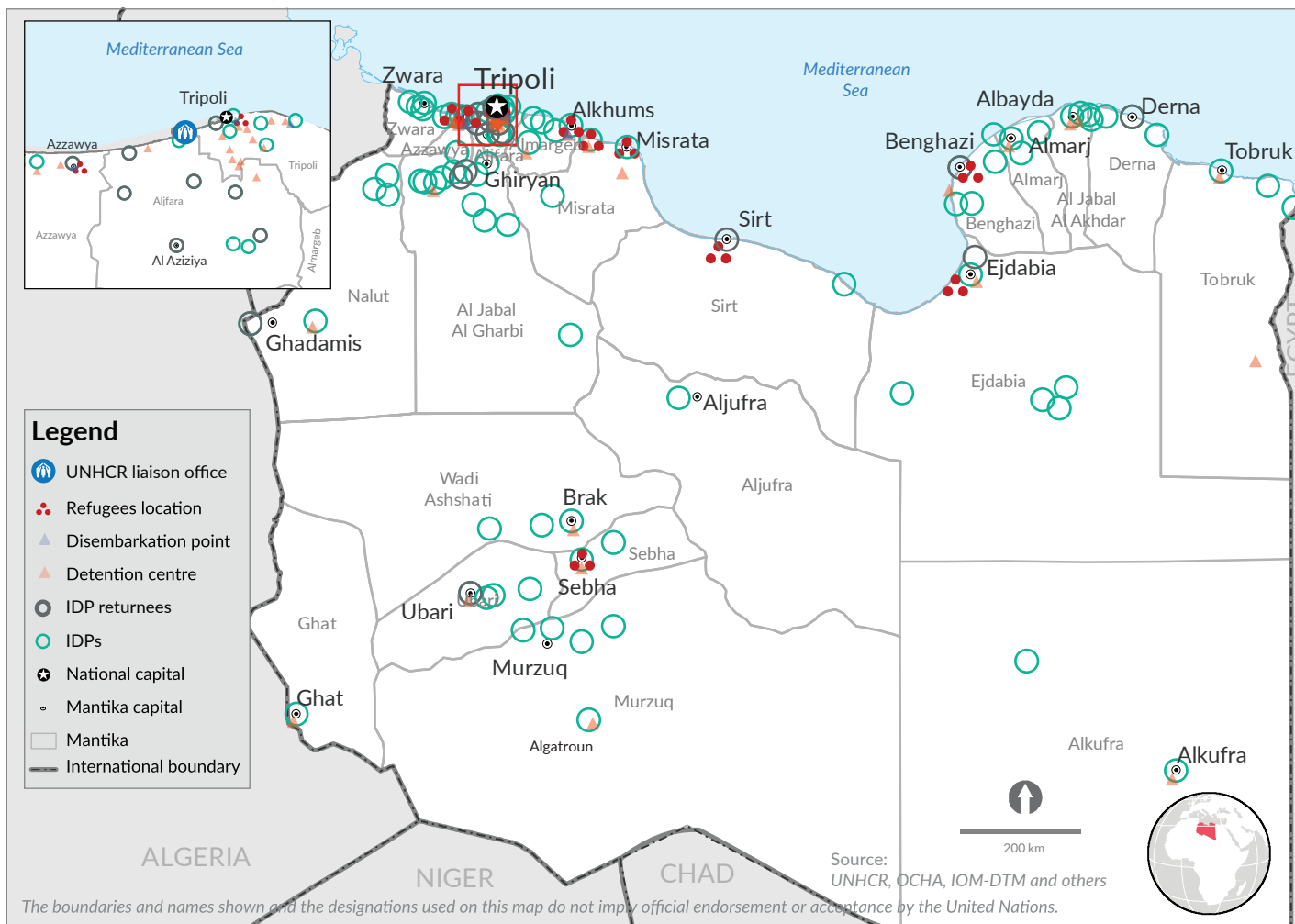
-  **673,314** people of concern
-  **56,979** registered refugees & asylum-seekers
-  **170,490*** internally displaced persons
-  **445,845*** IDP returnees

UNHCR Coordinated Sectors

-  **Protection Sector**
-  **Shelter & NFI Sector**
-  **Cash Working Group**
-  **Refugee and Migrant Platform**
(Co-led by UNHCR & IOM)

Key Achievements in 2018-19

-  **37,444** medical consultations (In 2019 Disembarkation: 22 -Detention: 2,738 -Urban: 1,978)
-  **123,108** IDPs and refugees received non-food items (In 2019 IDPs: 8,835 -Refugees: 3,217)
- QIP 174** Quick Impact Projects implemented (3 in 2019)
-  **4,143** IDP and refugee households received cash assistance (152 in 2019)
-  **16,832** individuals registered (1,705 in 2019)
-  **10,360** rescue kits and **1,633** medical consultations provided at disembarkation points (358 rescue kits in 2019)
-  **1,607** monitoring visits to detention centres (233 in 2019)
-  **3,211** detained refugees/asylum-seekers released (527 in 2019)
-  **637** refugees departed via Gathering and Departure Facility (417 in 2019)
-  **4,458** refugees and asylum-seekers reached with solutions since Sept 2017: **1,155** resettlement submissions to third countries and **3,303** individuals evacuated from Libya (2,619 to Niger, 415 to Italy and 269 to Romania)



UNHCR Funding Requirements

