













Key Figures

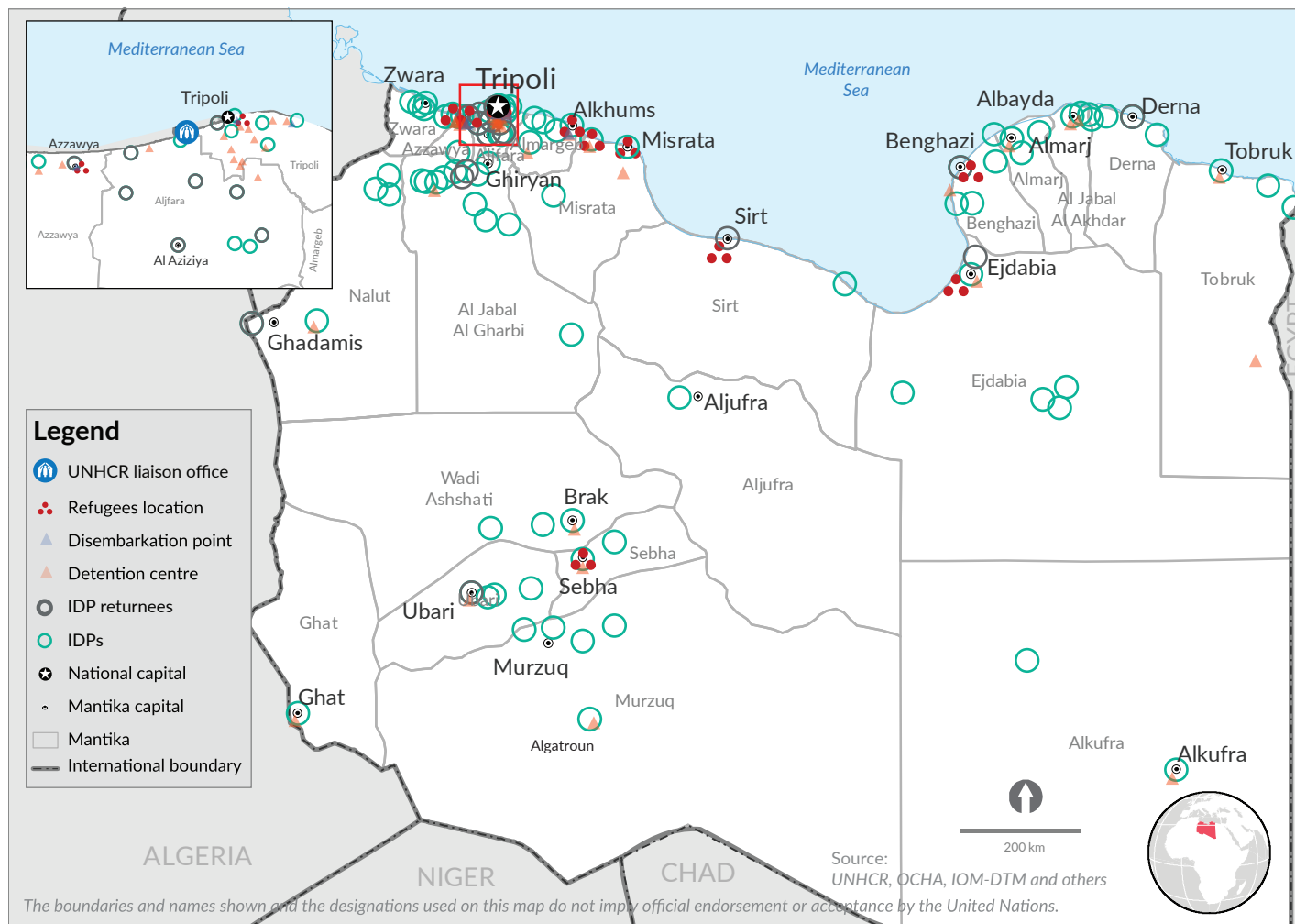
-  **604,810** people of concern
-  **53,388** registered refugees & asylum-seekers
-  **179,400*** internally displaced persons
-  **372,022*** IDP returnees

UNHCR Coordinated Sectors

-  **Protection Sector**
-  **Shelter & NFI Sector**
-  **Cash & Markets Working Group**
-  **Mixed Migration Working Group (Co-led by UNHCR & IOM)**

Key Achievements in 2018

-  **23,575** medical consultations (**35,091** in 2017)
-  **47,577** IDPs and refugees received non-food items (**113,605** in 2017)
- QIP 75** Quick Impact Projects implemented in 2018
-  **3,183** IDP and refugee households received cash assistance (**3,314** in 2017)
-  **16,989** individuals registered since 2016 (**8,828** in 2018)
-  **7,175** rescue kits and **1,159** medical consultations provided at disembarkation points (**5,327** and **2,956** in 2017)
-  **735** monitoring visits to detention centres (**1,080** in 2017)
-  **1,527** detained refugees/asylum-seekers released (**1,428** in 2017)
-  **2,436** refugees and asylum-seekers reached with solution since Sept 2017 : **578** resettlement submissions to third countries and **1,858** individuals evacuated from Libya (**1,536** to Niger, **312** to Italy and **10** to Romania)



UNHCR Funding Requirements

