













Key Figures

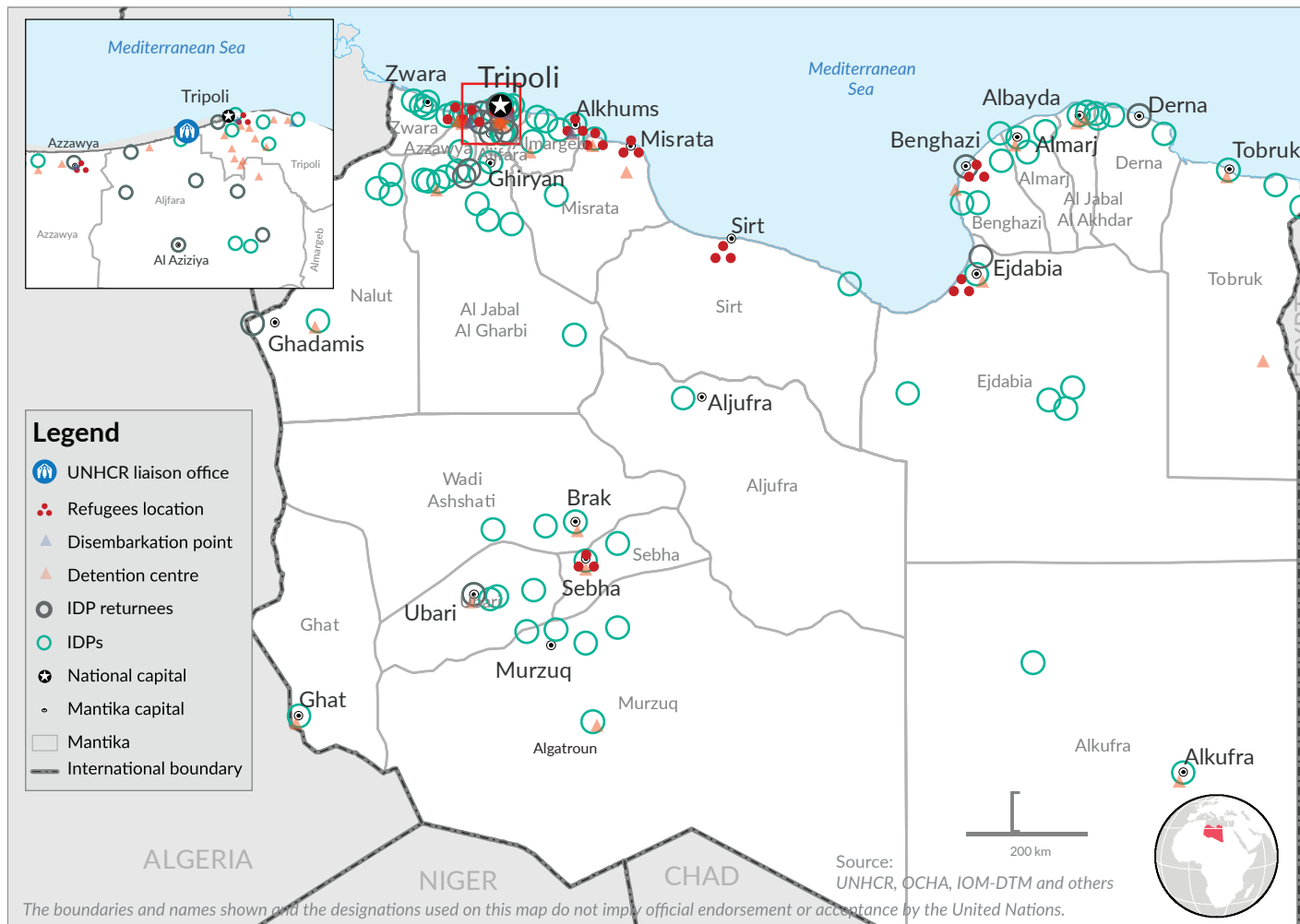
-  **558,531** people of concern
-  **51,519** registered refugees & asylum-seekers
-  **165,478*** internally displaced persons
-  **341,534*** IDP returnees

UNHCR Coordinated Sectors

-  **Protection Sector**
-  **Shelter & NFI Sector**
-  **Cash & Markets Working Group**
-  **Mixed Migration Working Group**
(Co-led by UNHCR & IOM)

Key Achievements in 2018

-  **11,439** medical consultations (**35,091** in 2017)
-  **14,407** IDPs and refugees received non-food items (**113,605** in 2017)
-  **2,624** IDP and refugee households received cash assistance (**3,314** in 2017)
-  **13,552** individuals registered since 2016 (**6,860** in 2018)
-  **2,270** rescue kits and **277** medical consultations provided at disembarkation points (**5,327** and **2,956** in 2017)
-  **360** monitoring visits to detention centres (**1,080** in 2017)
-  **983** detained refugees/asylum-seekers released (**1,428** in 2017)
-  **1,754** refugees and asylum-seekers reached with solutions since Sept 2017: **412** resettlement submissions to third countries and **1,342** individuals evacuated from Libya (**1,020** to Niger, **312** to Italy and **10** to Romania)



UNHCR Funding Requirements

 **USD 85 million** required in 2018 for Libya emergency response

* IOM-DTM