













Key Figures

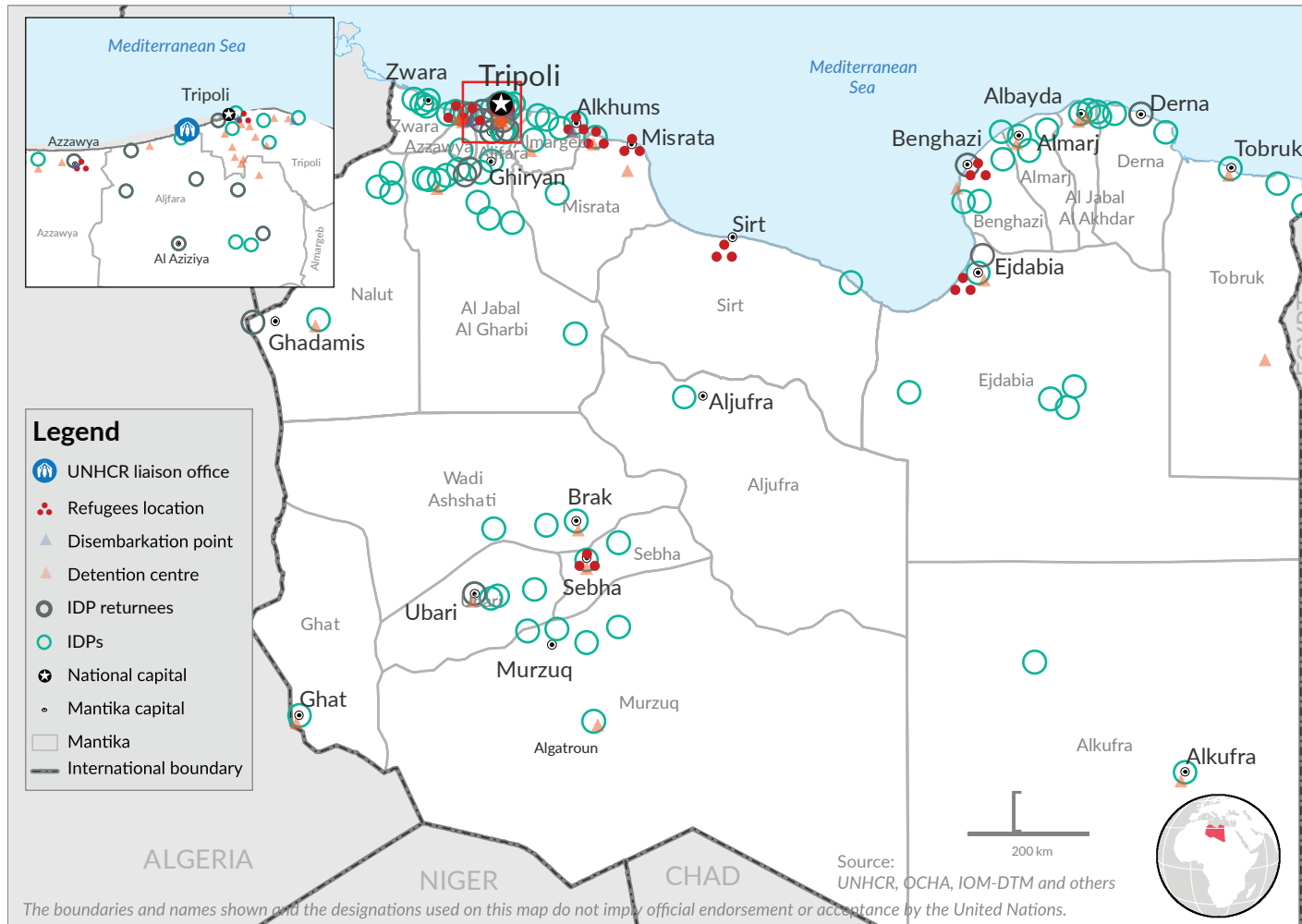
-  **604,714** people of concern
-  **51,519** registered refugees & asylum-seekers
-  **184,612*** internally displaced persons
-  **368,583*** IDP returnees

UNHCR Coordinated Sectors

-  Protection Sector
-  Shelter & NFI Sector
-  Cash & Markets Working Group
-  Mixed Migration Working Group (Co-led by UNHCR & IOM)

Key Achievements in 2018

-  **12,697** medical consultations (**35,091** in 2017)
-  **23,406** IDPs and refugees received non-food items (**113,605** in 2017)
-  **2,674** IDP and refugee households received cash assistance (**3,314** in 2017)
-  **15,021** individuals registered since 2016 (**6,860** in 2018)
-  **2,674** rescue kits and **336** medical consultations provided at disembarkation points (**5,327** and **2,956** in 2017)
-  **420** monitoring visits to detention centres (**1,080** in 2017)
-  **983** detained refugees/asylum-seekers released (**1,428** in 2017)
-  **1,807** refugees and asylum-seekers reached with solutions since Sept 2017: **465** resettlement submissions to third countries and **1,342** individuals evacuated from Libya (**1,020** to Niger, **312** to Italy and **10** to Romania)



UNHCR Funding Requirements

 **USD 85 million** required in 2018 for Libya emergency response

* IOM-DTM